



US00D678952S

(12) **United States Design Patent**
Verbal

(10) **Patent No.:** **US D678,952 S**
(45) **Date of Patent:** **** Mar. 26, 2013**

(54) **TEMPORARY CUPBOARD AND DRAWER IDENTIFICATION LABEL**

(71) Applicant: **Dorothy M. Verbal**, Fountain Hills, AZ (US)

(72) Inventor: **Dorothy M. Verbal**, Fountain Hills, AZ (US)

(**) Term: **14 Years**

(21) Appl. No.: **29/434,958**

(22) Filed: **Oct. 18, 2012**

(51) **LOC (9) Cl.** **19-08**

(52) **U.S. Cl.** **D20/27**

(58) **Field of Classification Search** D20/10, D20/11, 22-28, 40, 99; 40/1.5, 6, 27.5, 124.01-124.09, 124.11-124.19, 40/124.191, 299.01, 300, 312, 360, 630, 40/638, 672; D32/40, 43; 150/158; 283/56, 283/71, 81, 88, 106, 107; 428/40.1, 42.1-42.3, 428/87, 195.1, 914

See application file for complete search history.

(56) **References Cited**

U.S. PATENT DOCUMENTS

1,473,040	A	11/1923	Harris	
2,264,295	A *	12/1941	Carter	283/107
2,752,711	A	7/1956	Weiss	
3,477,156	A *	11/1969	Masashi	283/88
D239,338	S	3/1976	Christman	
D270,358	S	8/1983	Errigo	
4,476,176	A *	10/1984	O'Neil	428/195.1
D281,081	S	10/1985	Zwissler	
4,908,252	A *	3/1990	Carnahan et al.	428/87
D312,097	S	11/1990	Robinson	

D357,707	S	4/1995	Moore	
D397,362	S	8/1998	Rafferty	
D412,937	S *	8/1999	Franklin	D20/27
D418,542	S	1/2000	Cormier	
D421,234	S	2/2000	Hall	
D431,839	S *	10/2000	McCaffrey, Jr.	D20/10
D501,229	S	1/2005	Meeks	
7,004,507	B2 *	2/2006	Shulman	283/106
D633,673	S *	3/2011	McKnight	D32/40
D659,324	S *	5/2012	Davis	D32/43
2009/0020199	A1 *	1/2009	McAleese	150/158
2012/0228859	A1 *	9/2012	Stobbe	283/56

* cited by examiner

Primary Examiner — Mary Ann Calabrese

(74) *Attorney, Agent, or Firm* — QuickPatents; Kevin Prince

(57) **CLAIM**

I claim the ornamental design for a temporary cupboard and drawer identification label, as shown and described.

DESCRIPTION

FIG. 1 is a perspective view of a temporary cupboard and drawer identification label, showing my new design in a deployed configuration;

FIG. 2 is a perspective view thereof, illustrated in a flat configuration;

FIG. 3 is a top plan view of FIG. 2;

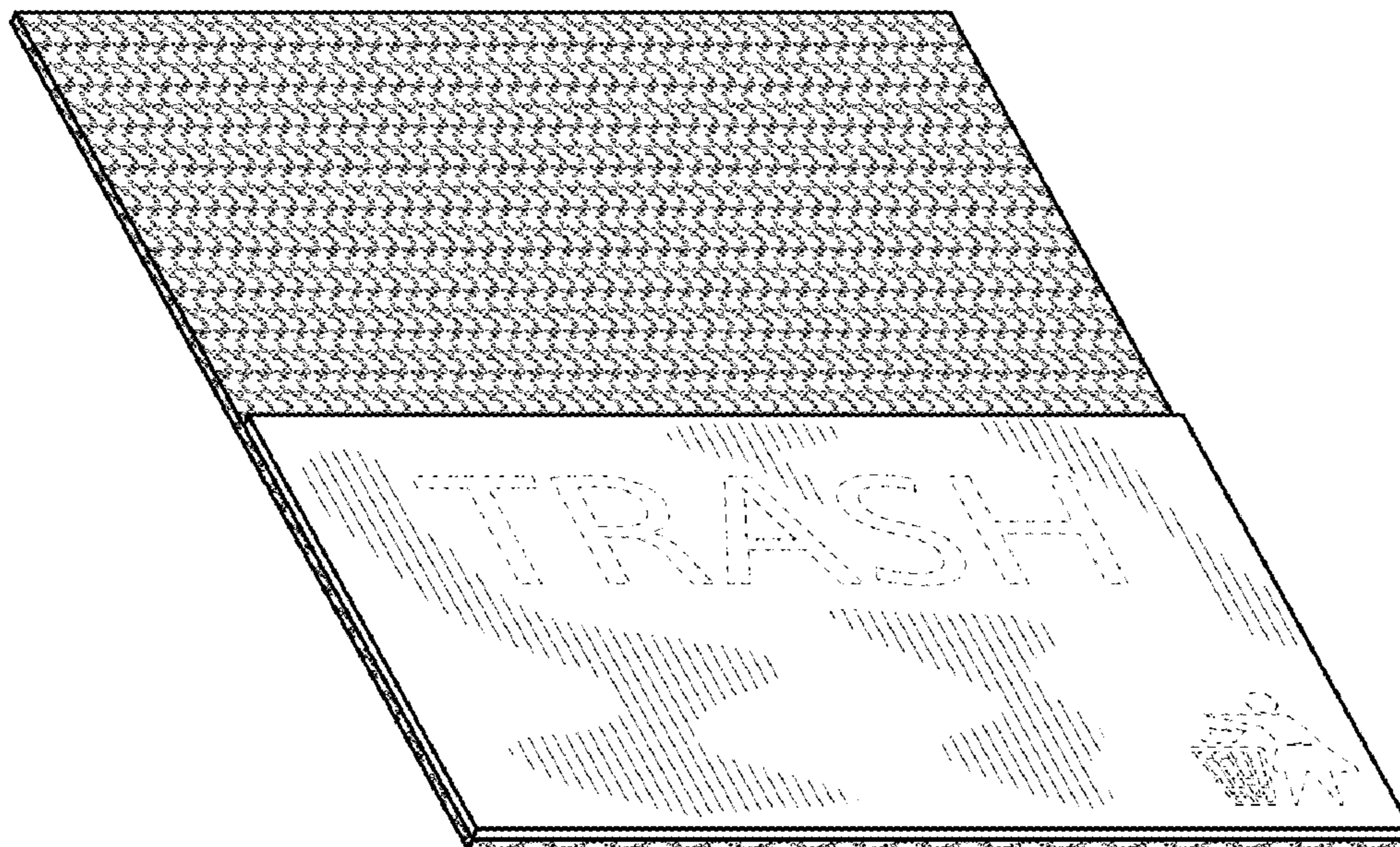
FIG. 4 is a bottom plan view of FIG. 2;

FIG. 5 is a top plan view of FIG. 2, the bottom plan view being a mirror image thereof; and,

FIG. 6 is a left-side elevational view of FIG. 2, the right-side elevational view being a mirror image thereof.

The broken lines showing a cupboard door in FIG. 1 and text and an image in FIGS. 1-3 depict environmental matter and form no part of the claimed design.

1 Claim, 3 Drawing Sheets



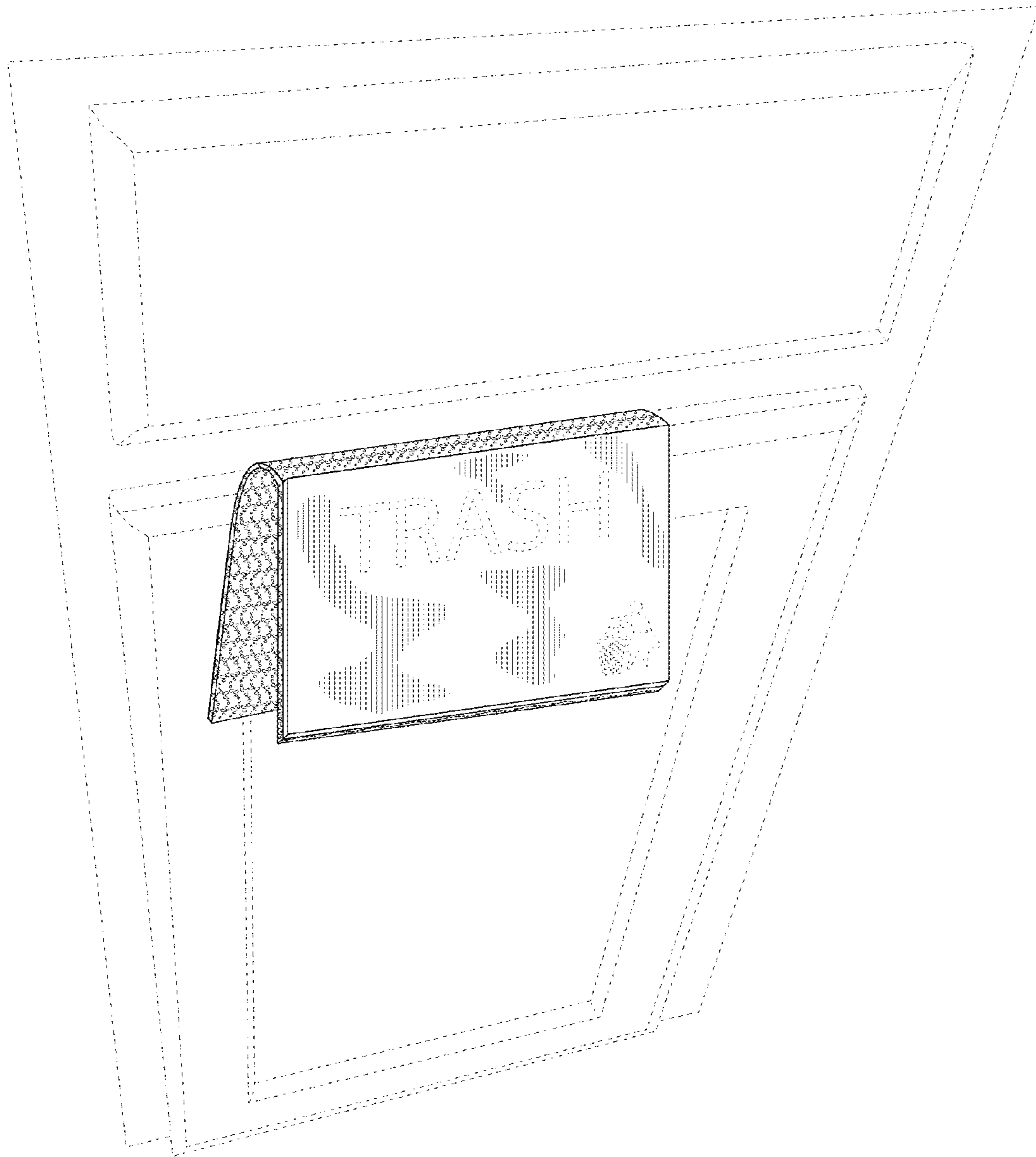


FIG. 1

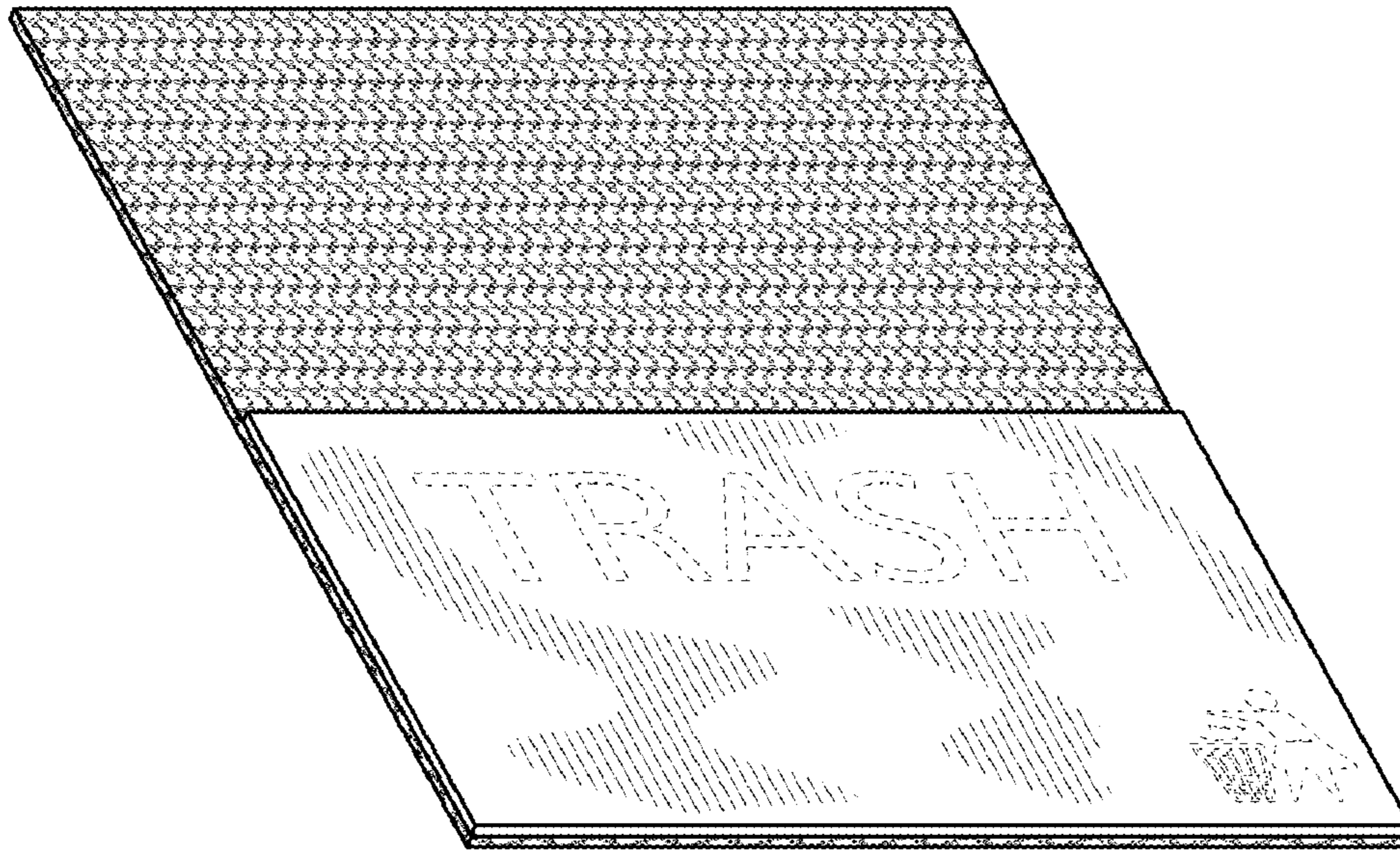


FIG. 2




FIG. 3




FIG. 4



FIG. 6



FIG. 5