



US00D678950S

(12) **United States Design Patent**
Stravitz

(10) **Patent No.:** **US D678,950 S**
(45) **Date of Patent:** **** Mar. 26, 2013**

(54) **SORTER**

(75) Inventor: **David M. Stravitz**, New York, NY (US)

(73) Assignee: **Block and Company, Inc.**, Wheeling, IL (US)

(**) Term: **14 Years**

(21) Appl. No.: **29/414,981**

(22) Filed: **Mar. 6, 2012**

(51) **LOC (9) Cl.** **19-02**

(52) **U.S. Cl.** **D19/90**

(58) **Field of Classification Search** D6/553,
D6/569, 570; D19/75, 77, 78, 86, 90-92;
206/215, 425, 449; 211/10, 11, 45, 48, 50,
211/55, 87.01, 88.01, 128.1

See application file for complete search history.

(56) **References Cited**

U.S. PATENT DOCUMENTS

D46,314	S	*	8/1914	Levy	D6/310
1,396,910	A	*	11/1921	Annable	40/642.02
D176,292	S	*	12/1955	Vernon	D19/78
D231,137	S	*	4/1974	Jublin	D19/90
D258,511	S	*	3/1981	Ashton	D19/90
D316,114	S	*	4/1991	Hwang	D19/90
5,036,988	A	*	8/1991	Rouire	211/42
D323,190	S	*	1/1992	Evenson	D19/90
D339,608	S	*	9/1993	Aaldenberg	D19/90
D341,621	S	*	11/1993	Evenson	D19/34.1
D404,768	S	*	1/1999	Stravitz	D19/75
D411,860	S	*	7/1999	Stravitz	D19/75
D432,171	S	*	10/2000	Stravitz	D19/90
D468,352	S	*	1/2003	Chen	D19/34.1

D478,355	S	*	8/2003	Chen	D19/90
D502,220	S	*	2/2005	Stravitz	D19/90
D502,221	S	*	2/2005	Chen et al.	D19/90
D632,739	S	*	2/2011	Stravitz	D19/90
2005/0230330	A1	*	10/2005	Killinger et al.	211/11

* cited by examiner

Primary Examiner — Elizabeth Albert

(74) *Attorney, Agent, or Firm* — Holtz, Holtz, Goodman & Chick PC

(57) **CLAIM**

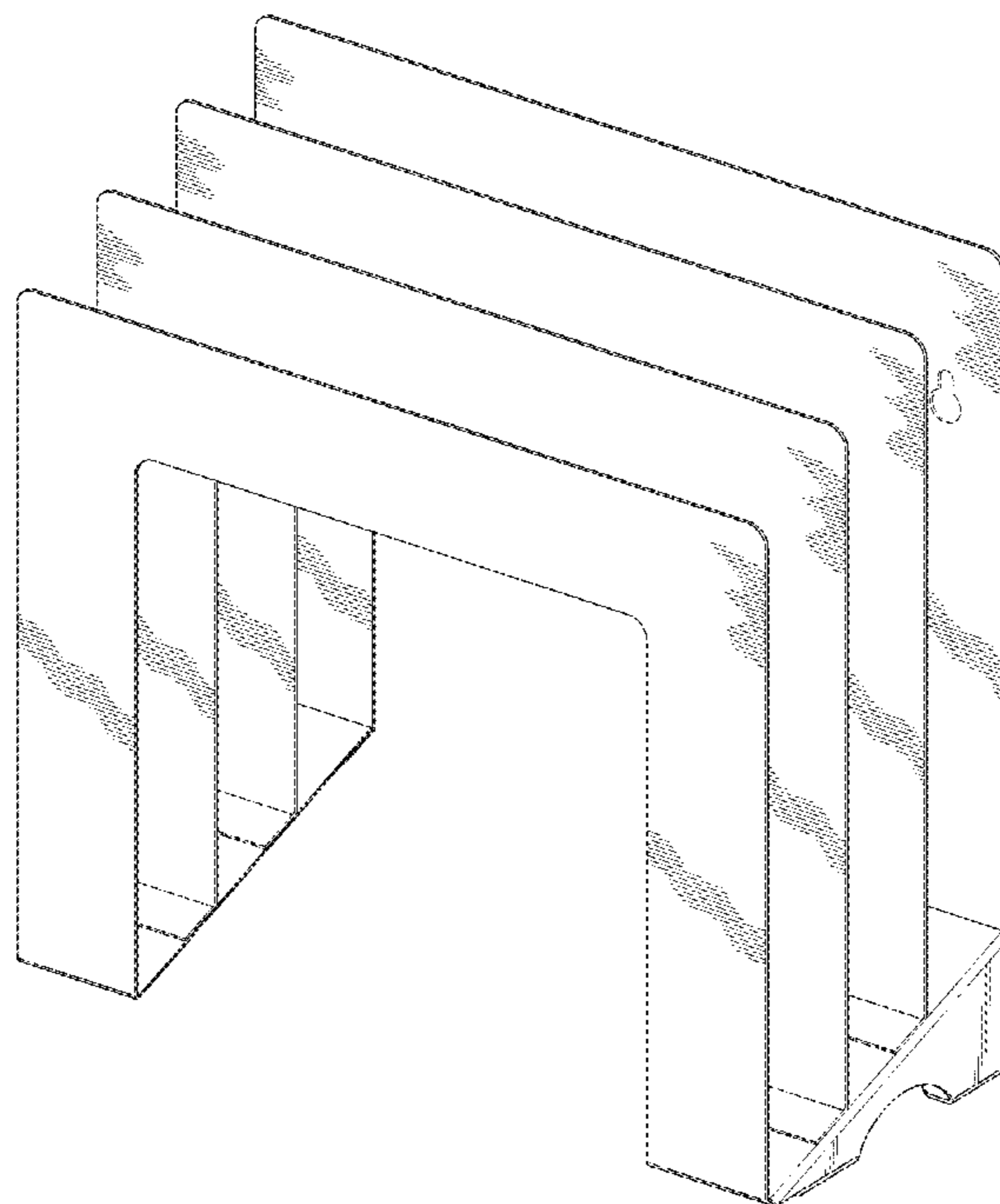
The ornamental design for a inclined sorter, as shown and described.

DESCRIPTION

FIG. 1 is a front, right side, top perspective view of a sorter showing my new design;
FIG. 2 is a front, left side, top perspective view thereof;
FIG. 3 is a front elevational view thereof;
FIG. 4 is a rear elevational view thereof;
FIG. 5 is a right side view thereof;
FIG. 6 is a left side view thereof;
FIG. 7 is a top plan view thereof;
FIG. 8 is a bottom plan view thereof; and,
FIG. 9 is a sectional view thereof taken along line 9-9 in FIG. 3.

The broken lines in the drawings are included for the purpose of showing portions of the sorter that form no part of the claimed design.

1 Claim, 9 Drawing Sheets



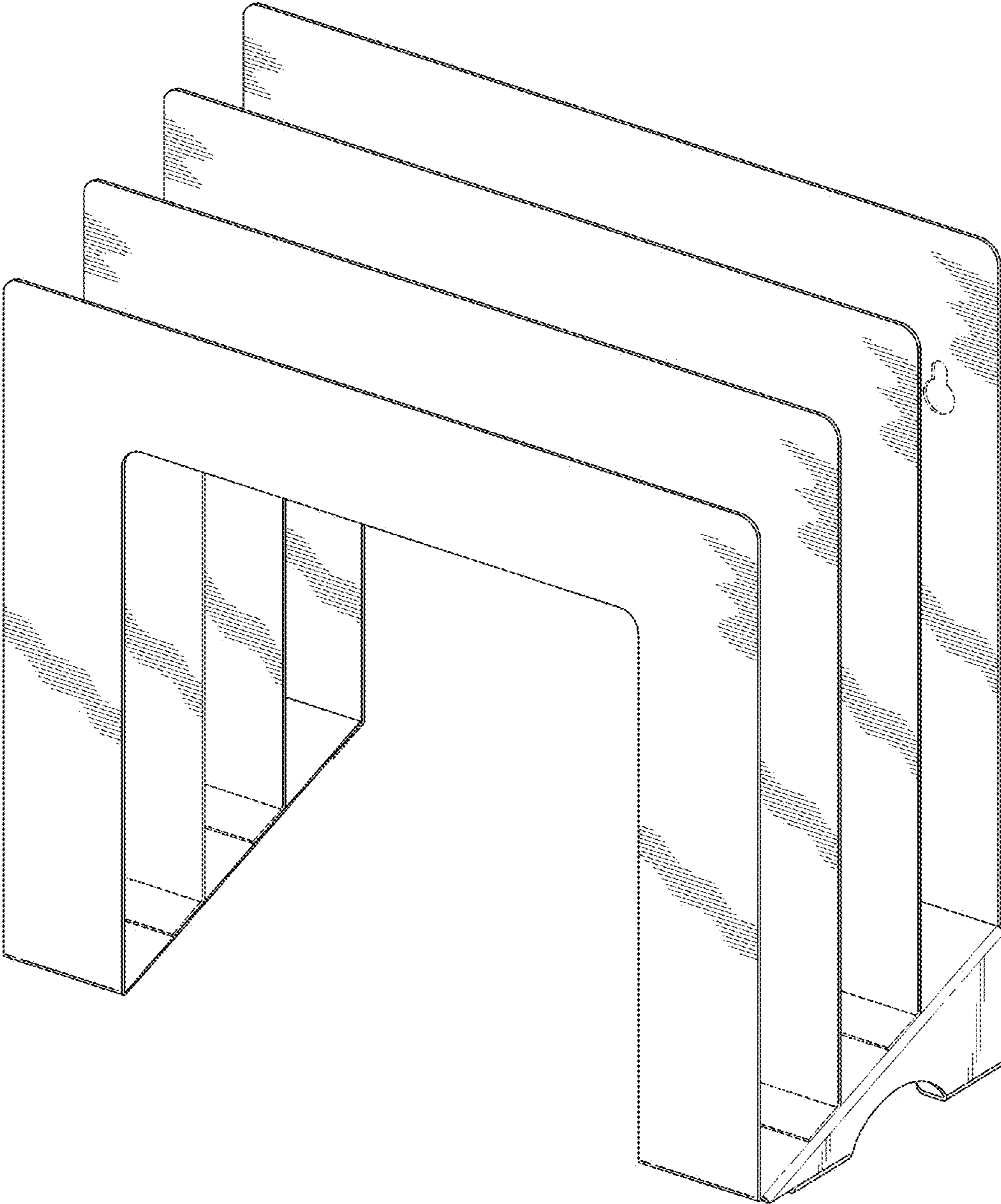


FIG. 1

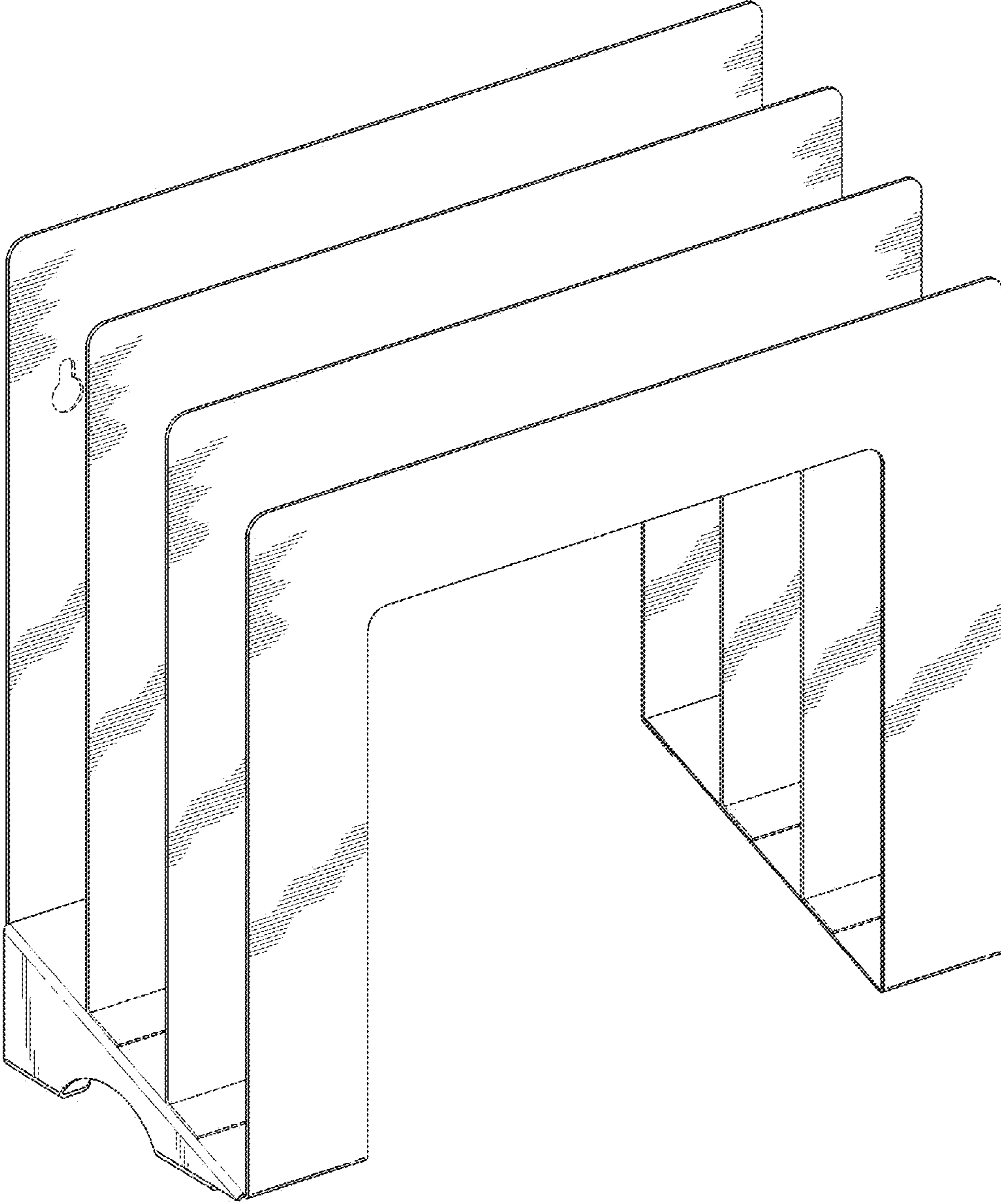


FIG. 2

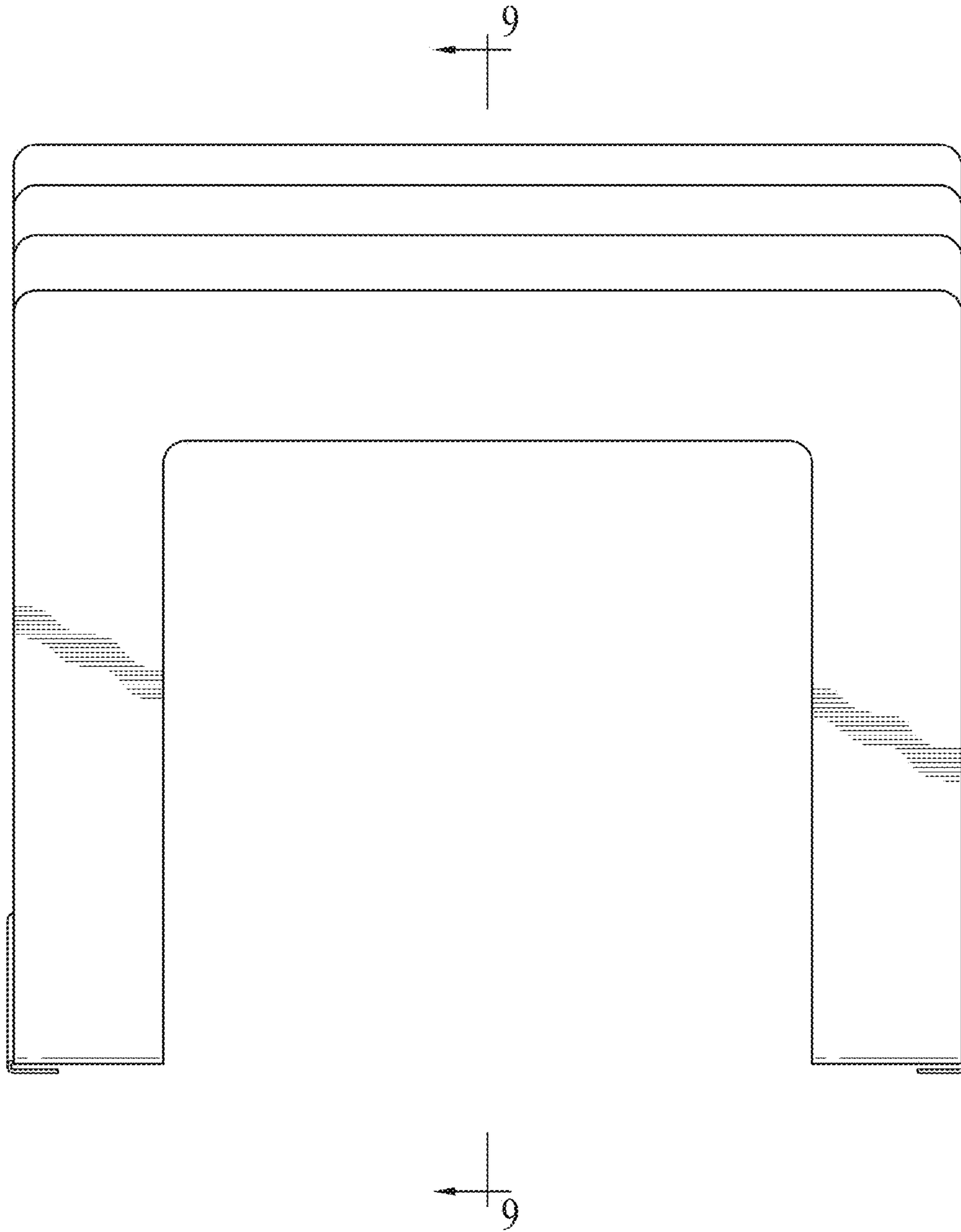


FIG. 3

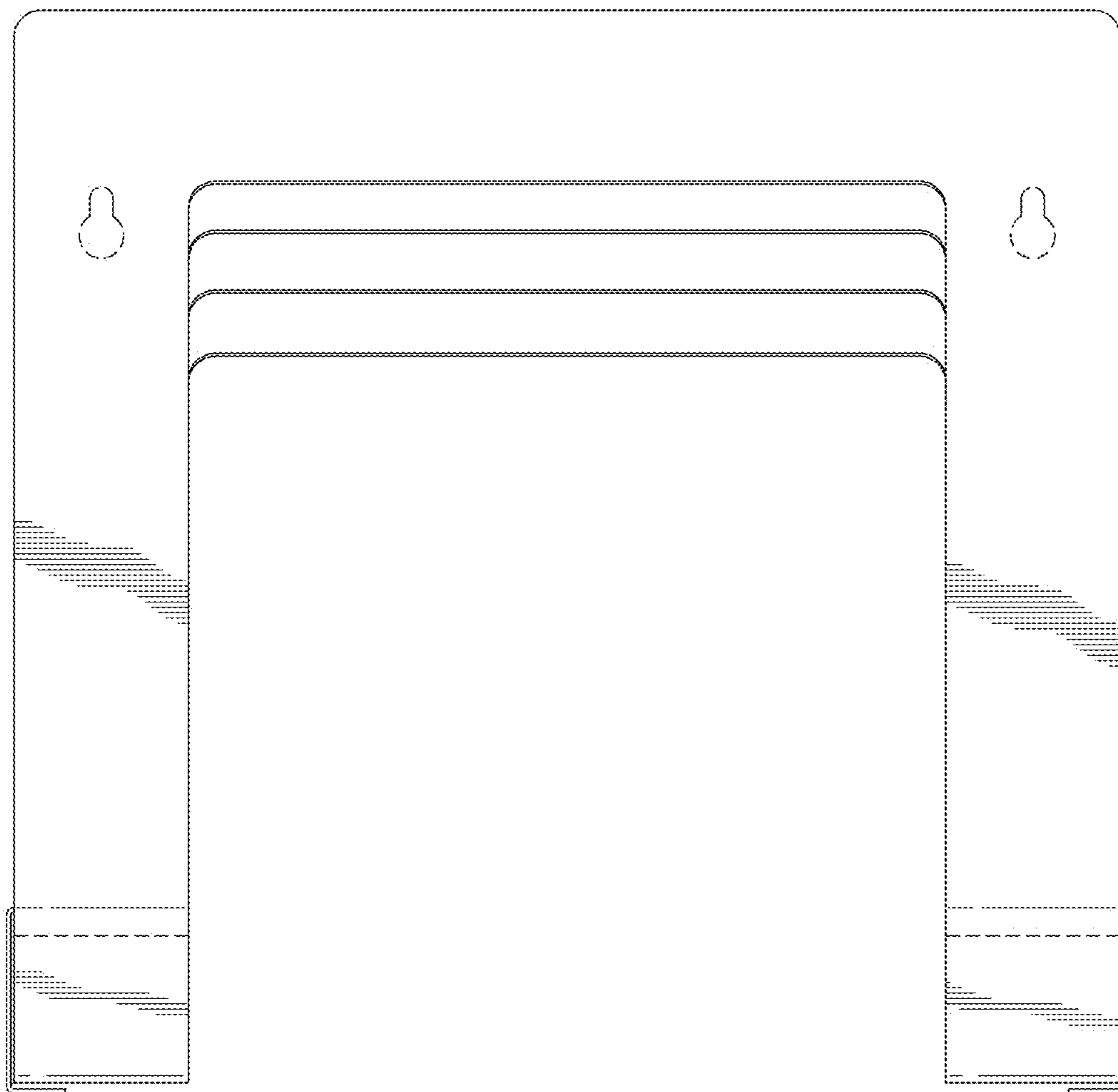


FIG. 4




FIG. 5




FIG. 6




FIG. 7




FIG. 8




FIG. 9