



US00D678947S

(12) **United States Design Patent**  
**Stravitz**

(10) **Patent No.:** **US D678,947 S**  
(45) **Date of Patent:** **\*\* Mar. 26, 2013**

- (54) **SORTER AND WRITING IMPLEMENT HOLDER**
- (75) Inventor: **David M. Stravitz**, New York, NY (US)
- (73) Assignee: **Block and Company, Inc.**, Wheeling, IL (US)
- (\*\*) Term: **14 Years**
- (21) Appl. No.: **29/414,976**
- (22) Filed: **Mar. 6, 2012**
- (51) **LOC (9) Cl.** ..... **19-02**
- (52) **U.S. Cl.** ..... **D19/78**
- (58) **Field of Classification Search** ..... D6/553,  
D6/569, 570; D19/75, 77, 78, 86, 90-92;  
206/215, 425, 449; 211/10, 11, 45, 48, 50,  
211/55, 87.01, 88.01, 128.1  
See application file for complete search history.

6,227,384	B1 *	5/2001	Saylor et al.	.....	211/50
6,320,505	B1 *	11/2001	Scott	.....	340/568.1
D478,354	S *	8/2003	Chen	.....	D19/90
D489,096	S *	4/2004	Chen	.....	D19/90
D500,803	S *	1/2005	Stravitz	.....	D19/90
D502,220	S *	2/2005	Stravitz	.....	D19/90
D502,741	S *	3/2005	Bain	.....	D19/90
D504,702	S *	5/2005	Stravitz	.....	D19/90
D510,600	S *	10/2005	Benn	.....	D19/90
D512,102	S *	11/2005	DeCarlo et al.	.....	D19/90
D531,226	S *	10/2006	Chen et al.	.....	D19/78
D612,891	S *	3/2010	Chen et al.	.....	D19/78

\* cited by examiner

*Primary Examiner* — Elizabeth Albert

(74) *Attorney, Agent, or Firm* — Holtz, Holtz, Goodman & Chick PC

(57) **CLAIM**

The ornamental design for a sorter and writing implement holder, as shown and described.

**DESCRIPTION**

FIG. 1 is a front, right side, top perspective view of a sorter and writing implement holder showing my new design;  
 FIG. 2 is a front, left side, top perspective view thereof;  
 FIG. 3 is a front elevational view thereof;  
 FIG. 4 is a rear elevational view thereof;  
 FIG. 5 is a right side view thereof;  
 FIG. 6 is a left side view thereof;  
 FIG. 7 is a top plan view thereof;  
 FIG. 8 is a bottom plan view thereof; and,  
 FIG. 9 is a sectional view thereof taken along line 9-9 in FIG. 5.


The broken lines in the drawings are included for the purpose of showing portions of the sorter and writing implement holder that form no part of the claimed design.

**1 Claim, 9 Drawing Sheets**

(56) **References Cited**

**U.S. PATENT DOCUMENTS**

1,415,110	A *	5/1922	Pearl	.....	211/11
D94,204	S *	1/1935	Guild	.....	D19/90
D129,374	S *	9/1941	Guild	.....	D19/90
D143,643	S *	1/1946	Burger	.....	D19/90
D161,591	S *	1/1951	Payer	.....	D6/476
D180,863	S *	8/1957	Collins	.....	D19/90
D215,897	S *	11/1969	Aydelotte	.....	D19/90
D251,254	S *	3/1979	Tiedemann	.....	D19/90
D268,119	S *	3/1983	Evenson	.....	D19/77
D276,734	S *	12/1984	Landstrom	.....	D19/91
D290,141	S *	6/1987	Rabig	.....	D19/90
D299,361	S *	1/1989	Lothe	.....	D19/90
4,974,733	A *	12/1990	Evans	.....	211/11
D339,608	S *	9/1993	Aaldenberg	.....	D19/90
D353,158	S *	12/1994	Evenson	.....	D19/90
D432,578	S *	10/2000	Stravitz	.....	D19/91
D439,279	S *	3/2001	McColskey et al.	.....	D19/90



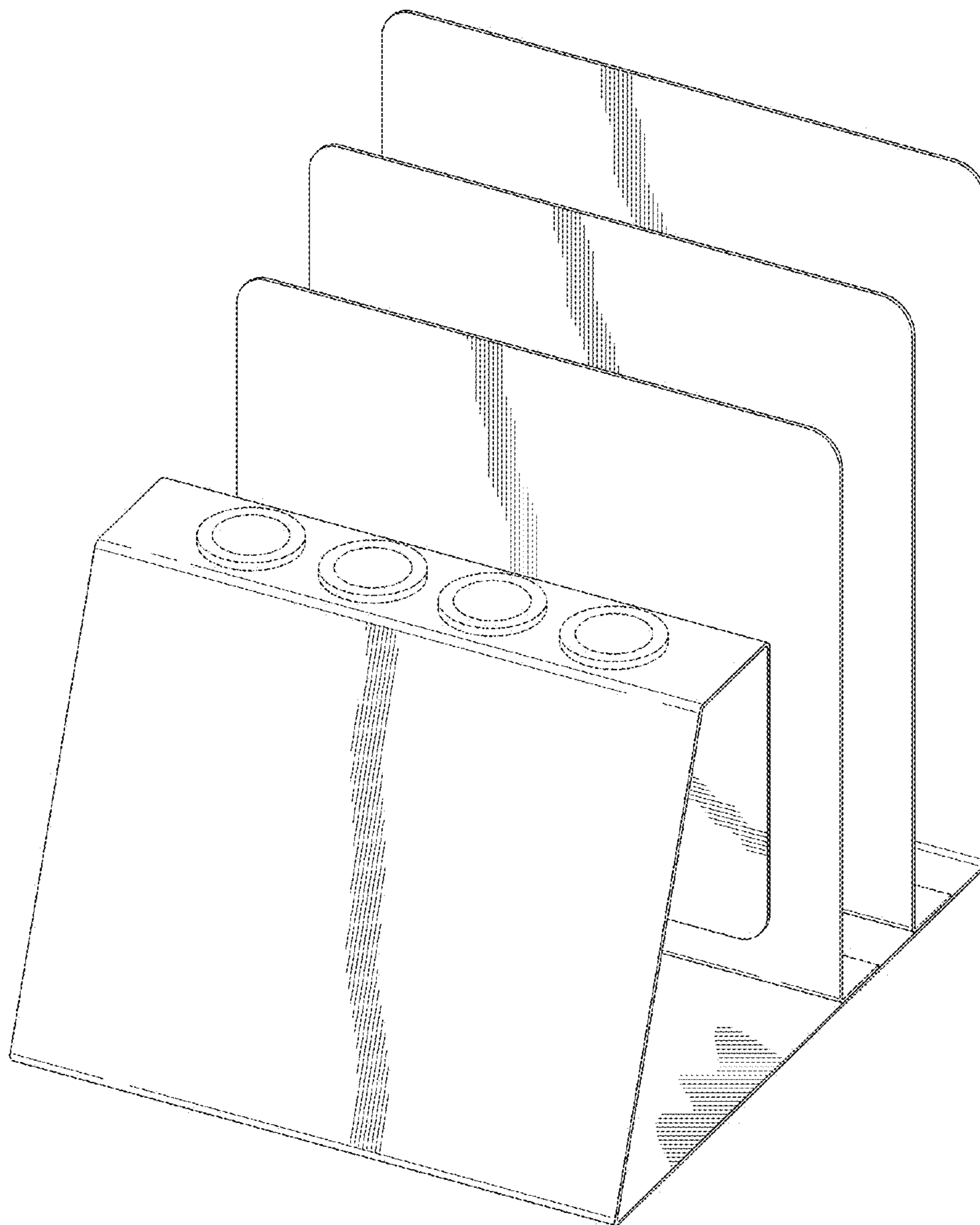


FIG. 1




FIG. 2

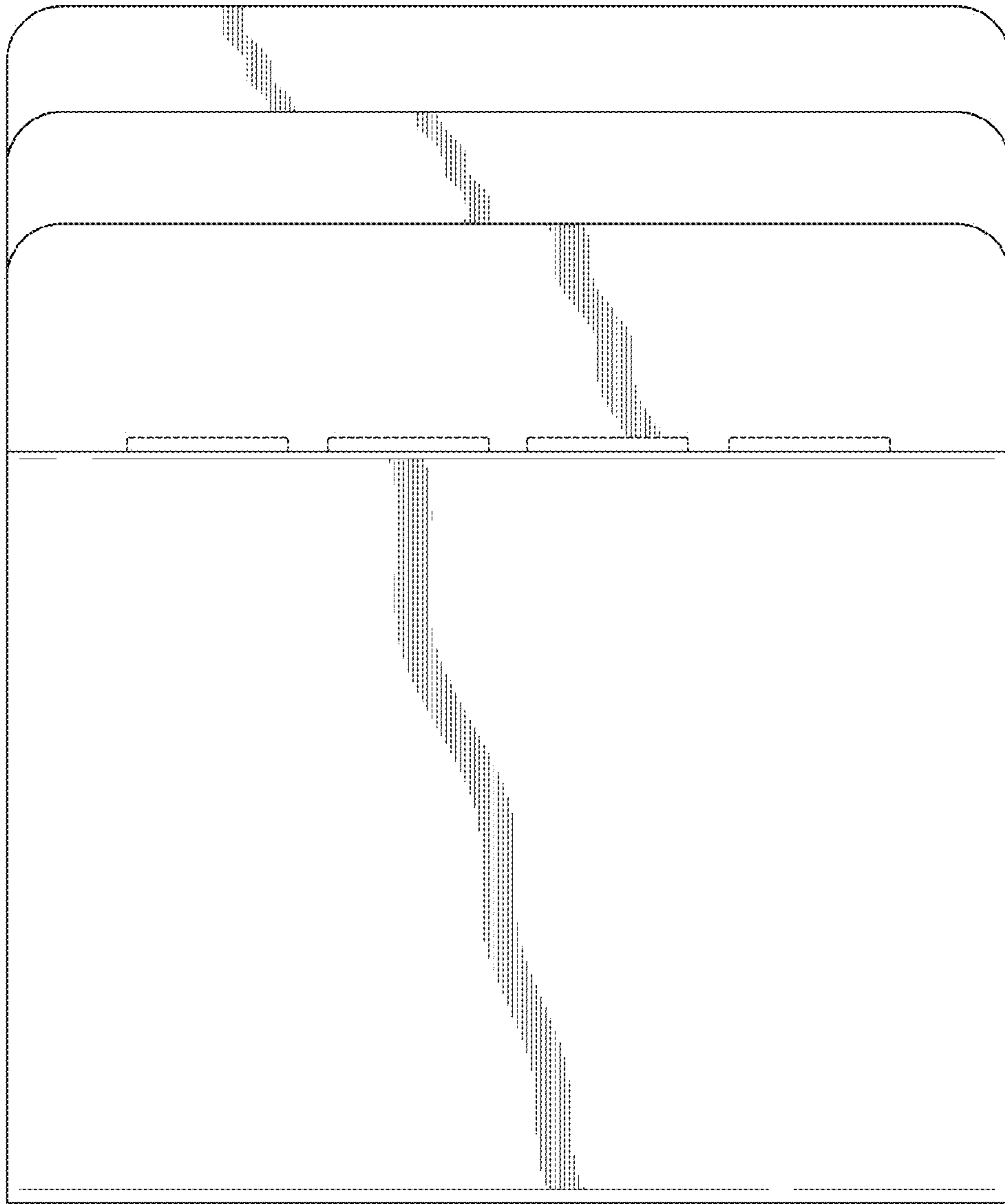


FIG. 3




FIG. 4

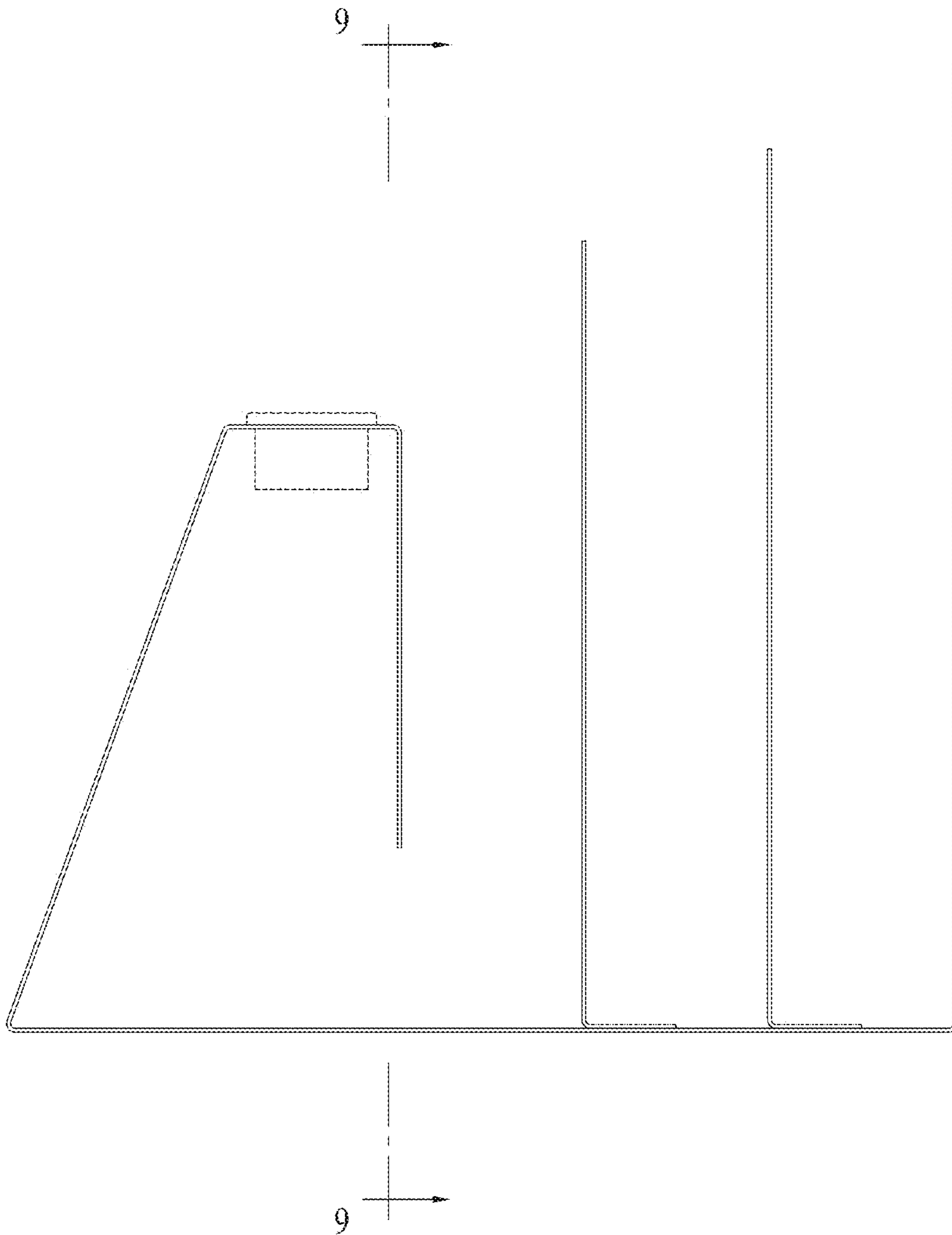


FIG. 5

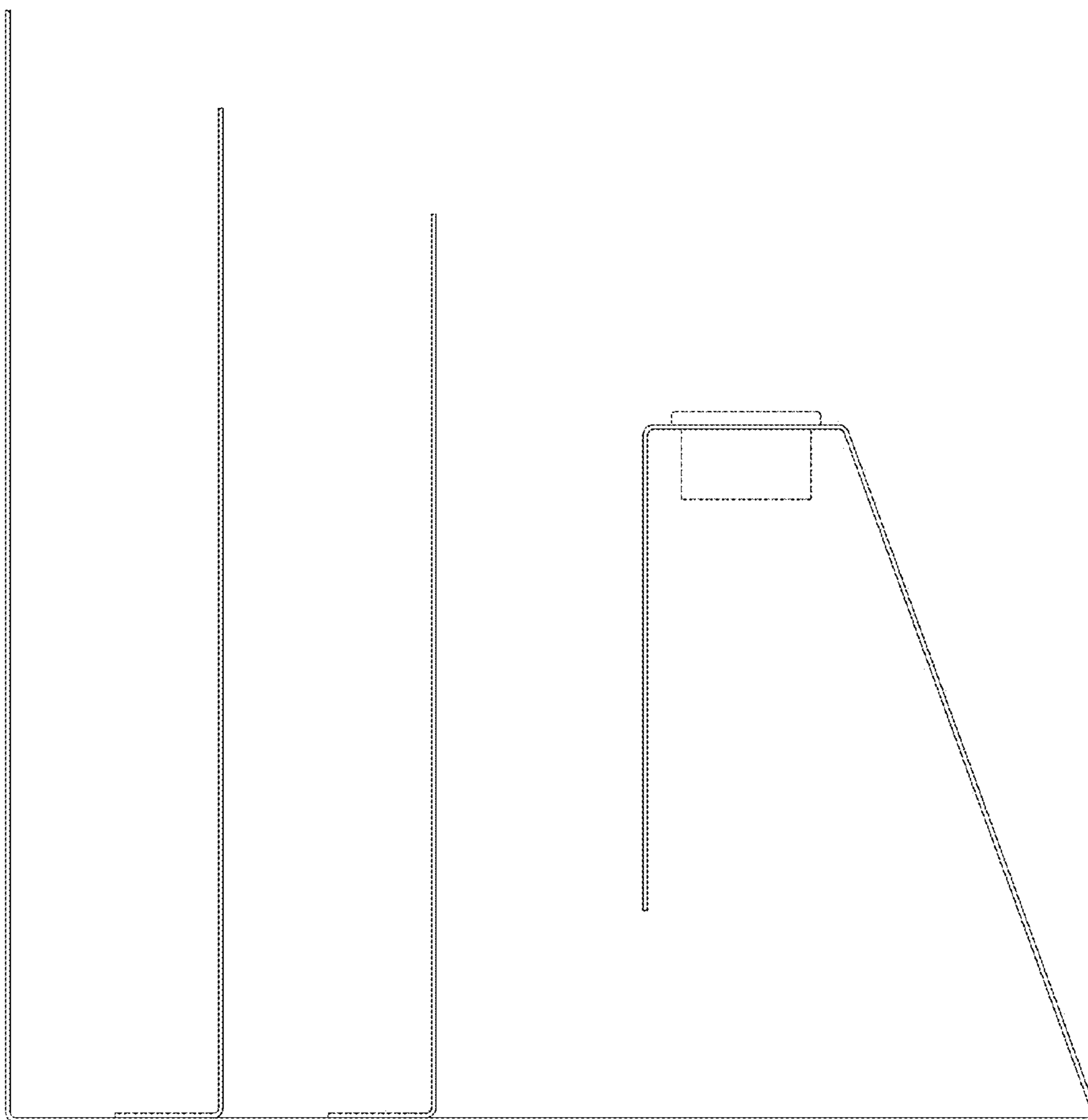


FIG. 6

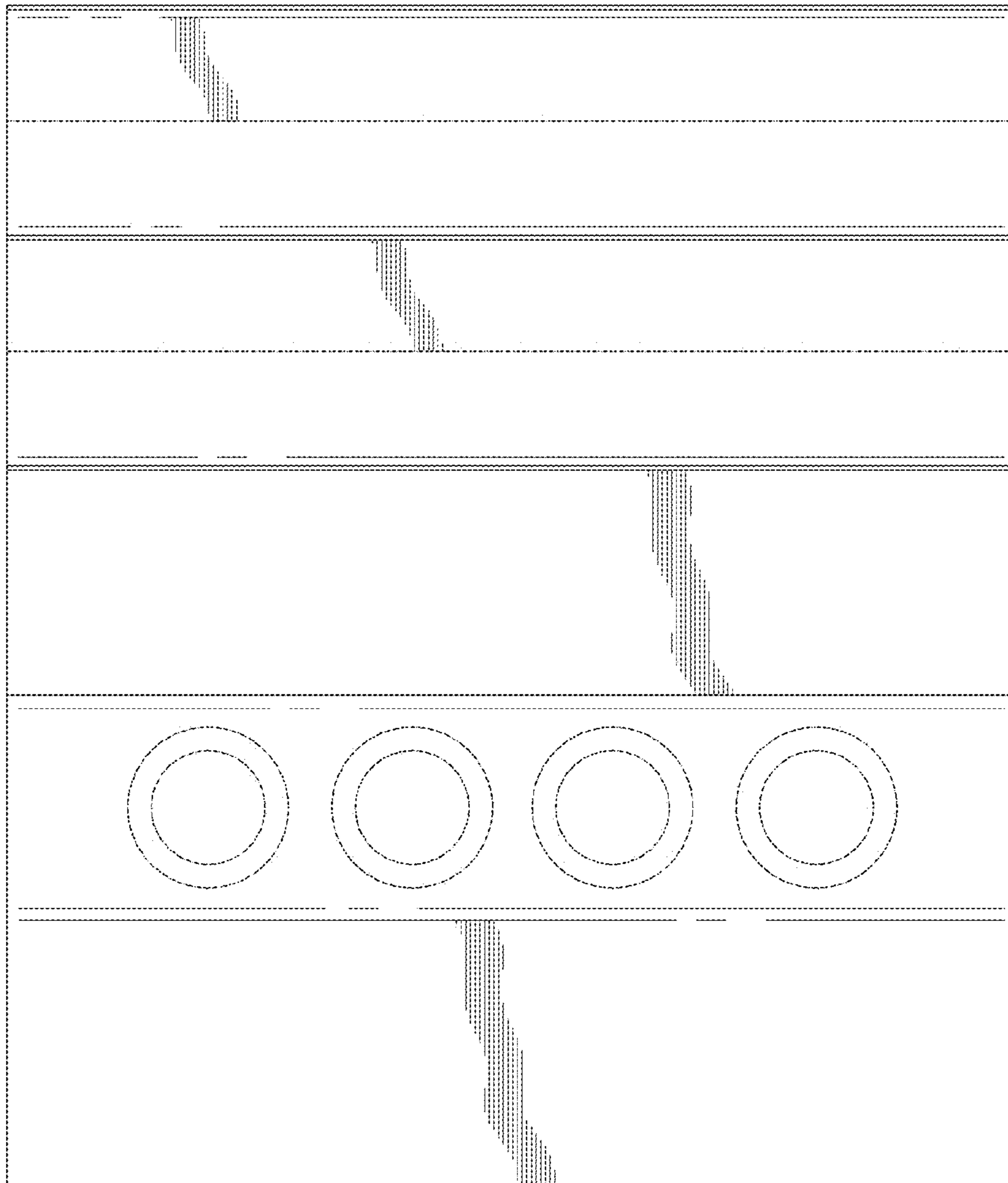


FIG. 7






FIG. 8

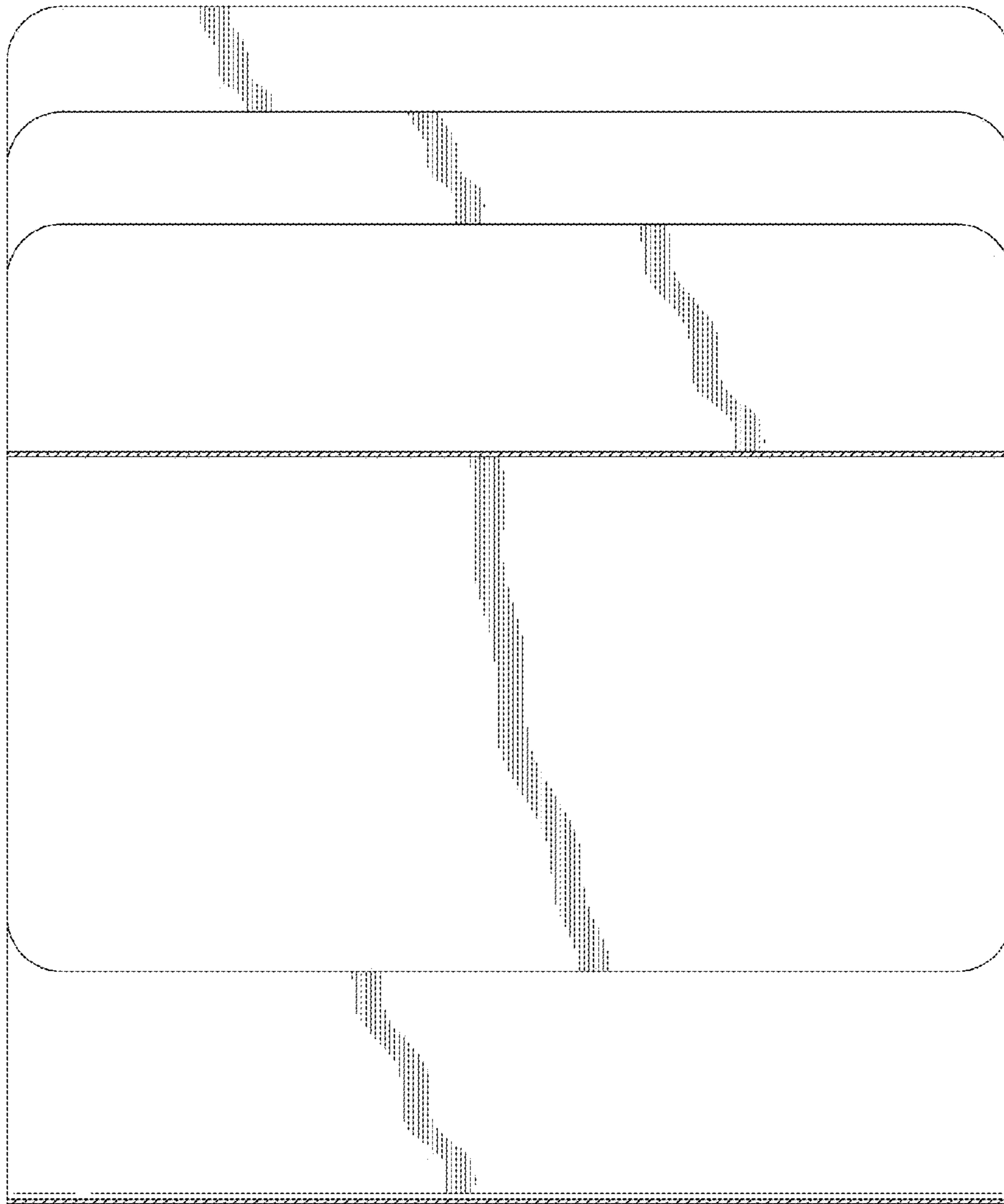


FIG. 9