



US00D678925S

(12) **United States Design Patent**
Glimpel et al.

(10) **Patent No.:** **US D678,925 S**

(45) **Date of Patent:** **** Mar. 26, 2013**

(54) **SCREW THREAD CUTTING TOOL**

(75) Inventors: **Helmut Glimpel**, Lauf (DE); **Walter Kugler**, Schnaittach (DE)

(73) Assignee: **Emuge-Werk Richard Glimpel GmbH & Co KG Fabrik fur Prazisionswerkzeuge**, Pegnitz (DE)

(**) Term: **14 Years**

(21) Appl. No.: **29/422,899**

(22) Filed: **May 24, 2012**

(30) **Foreign Application Priority Data**

Nov. 24, 2011 (EP) 001952482

(51) **LOC (9) Cl.** **15-09**

(52) **U.S. Cl.** **D15/139**

(58) **Field of Classification Search** D8/70;
D15/131, 132, 138, 139, 140; 76/102, 115;
83/845; 403/331, 381; 407/9, 33, 34, 42,
407/54, 63, 110, 113-115; 408/214, 215,
408/222, 223, 224, 226-230; 433/72, 165;
470/198; 606/80

See application file for complete search history.

(56) **References Cited**

U.S. PATENT DOCUMENTS

1,875,362 A * 9/1932 Wells 72/340
D328,557 S * 8/1992 Nishimura D8/70

D647,545 S * 10/2011 Nishimura et al. D15/139
D668,697 S * 10/2012 Hsu D15/139
2007/0014643 A1 * 1/2007 Malagnino et al. 408/222
2008/0075550 A1 * 3/2008 Reed 408/230
2010/0092257 A1 * 4/2010 Henderer et al. 408/222
2010/0143055 A1 * 6/2010 Kleiner et al. 408/1 R
2011/0033251 A1 * 2/2011 Davis 407/114
2012/0009027 A1 * 1/2012 Sharivker et al. 407/42
2012/0020749 A1 * 1/2012 Maeda et al. 407/42
2012/0195701 A1 * 8/2012 Pan et al. 407/54

* cited by examiner

Primary Examiner — Patricia Palasik

(74) *Attorney, Agent, or Firm* — Workman Nydegger

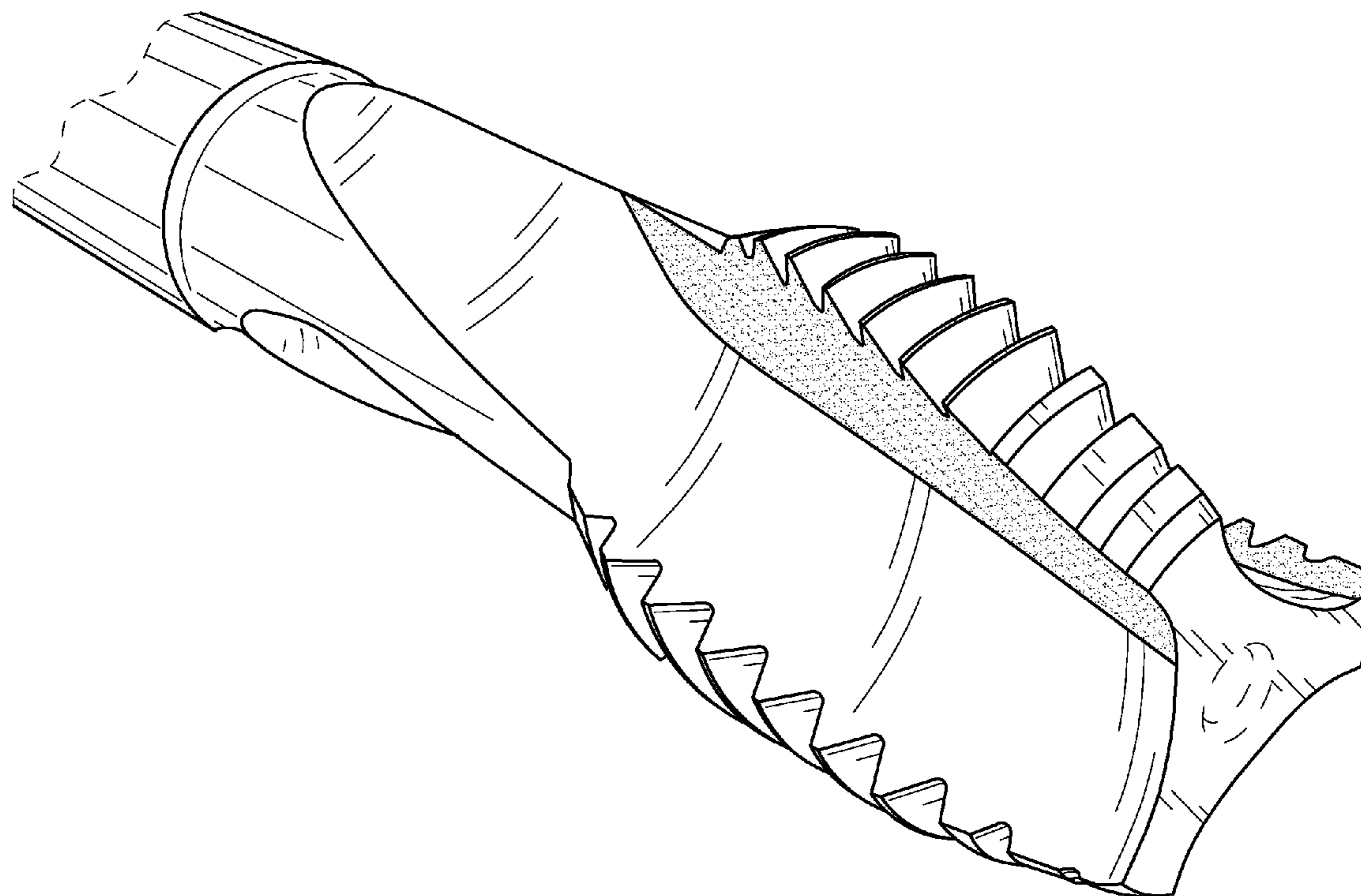
(57) **CLAIM**

The ornamental design for a screw thread cutting tool, as shown and described.

DESCRIPTION

FIG. 1 is an upper perspective view of our new design for a screw thread cutting tool;
FIG. 2 is an elevated front view thereof;
FIG. 3 is an elevated left view thereof;
FIG. 4 is an elevated right view thereof;
FIG. 5 is an elevated rear view thereof;
FIG. 6 is a top plan view thereof; and,
FIG. 7 is a bottom plan view thereof.
The broken lines shown in the figures are for illustrative purposes only and form no part of the claimed design.

1 Claim, 4 Drawing Sheets



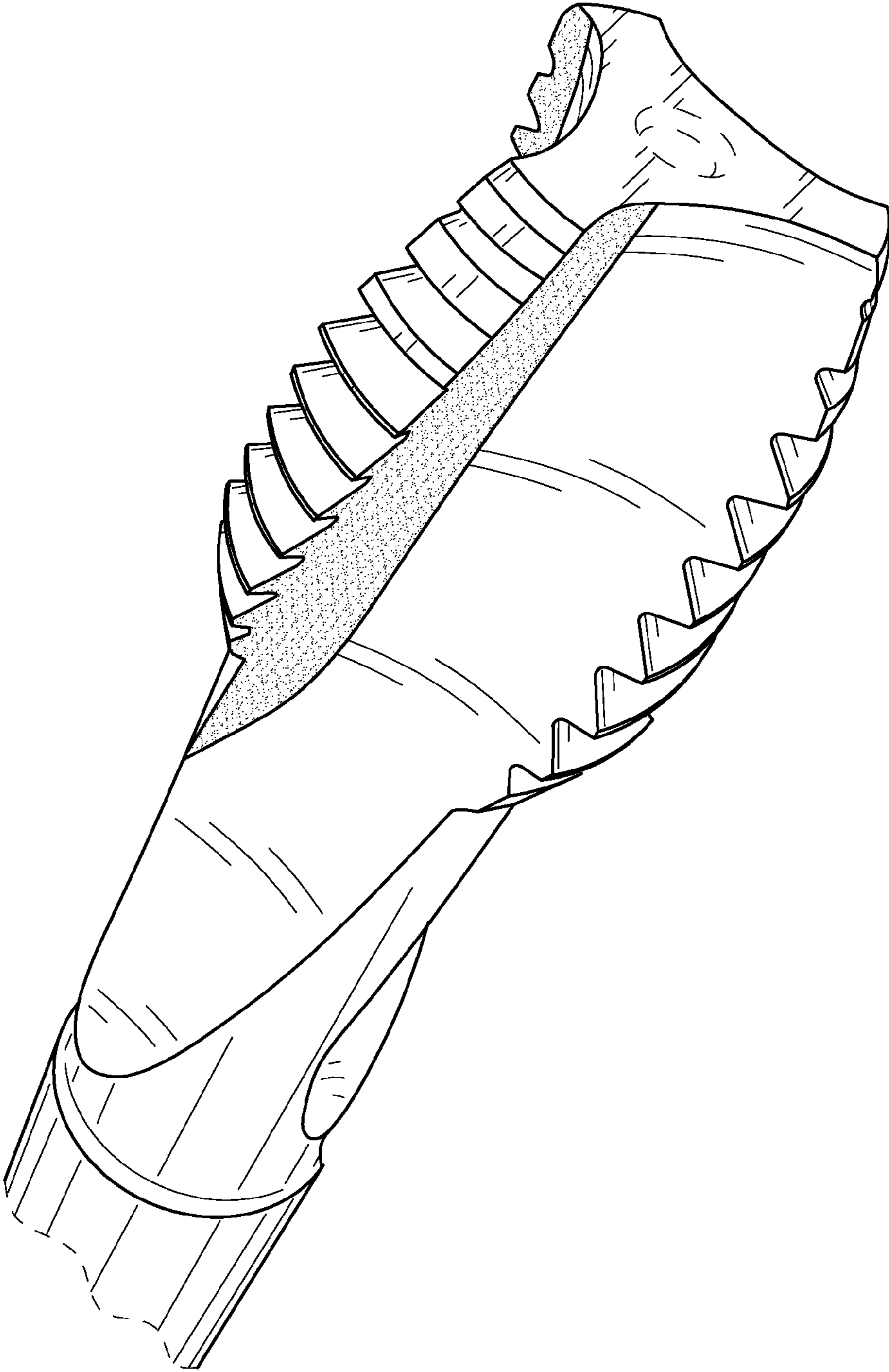


FIG. 1

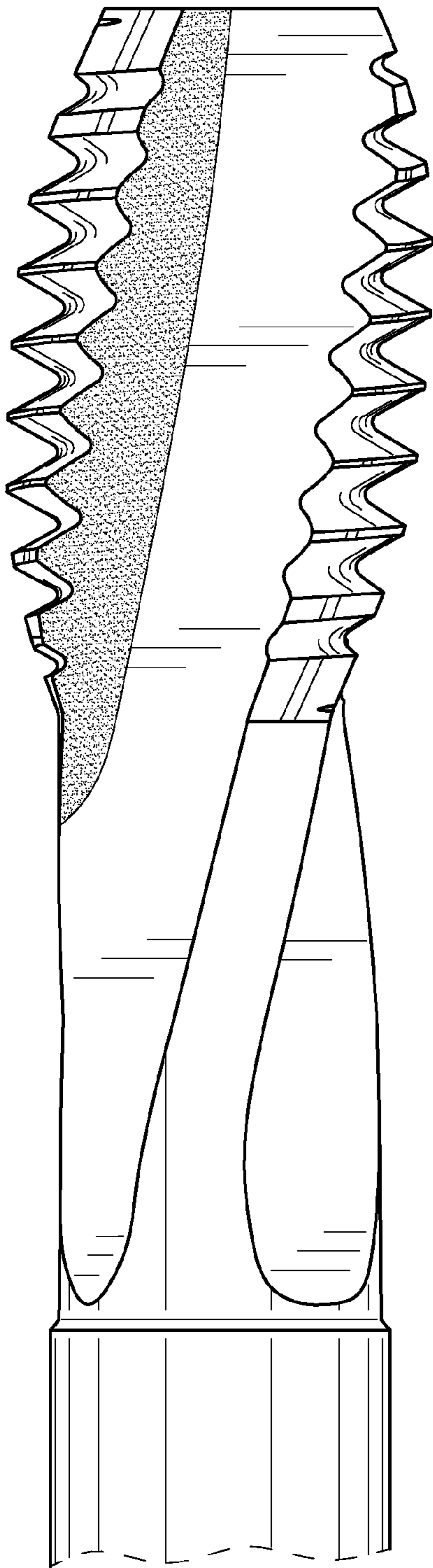


FIG. 2

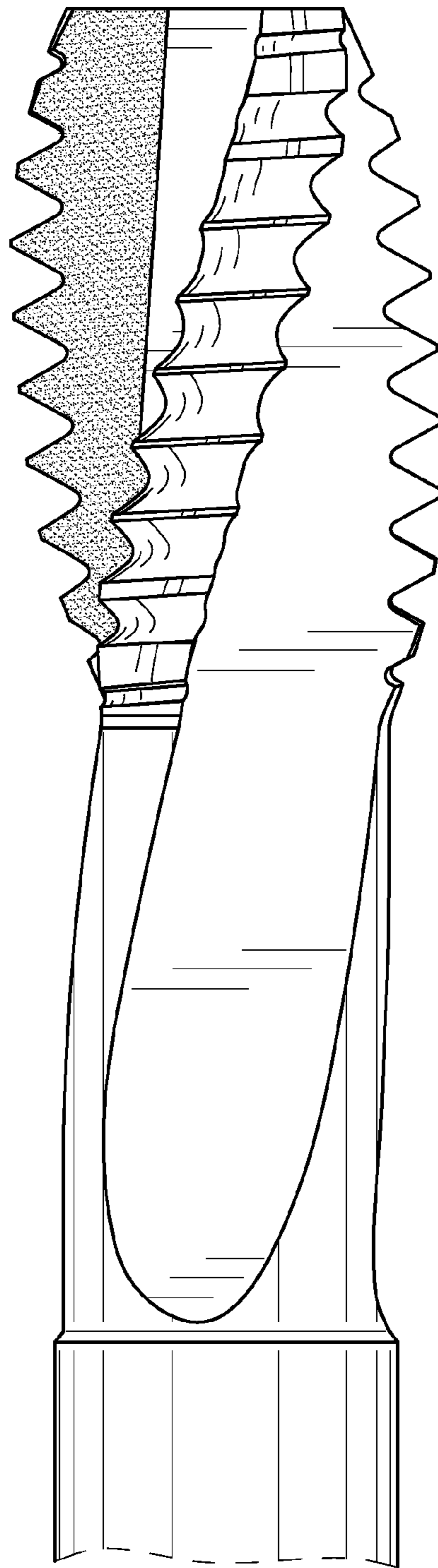


FIG. 3

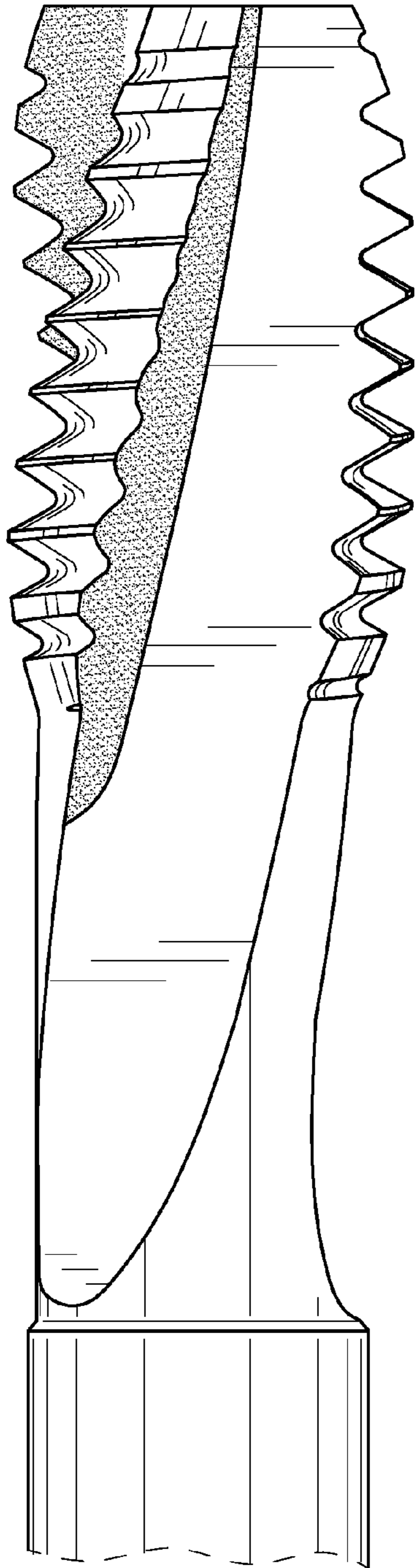


FIG. 4

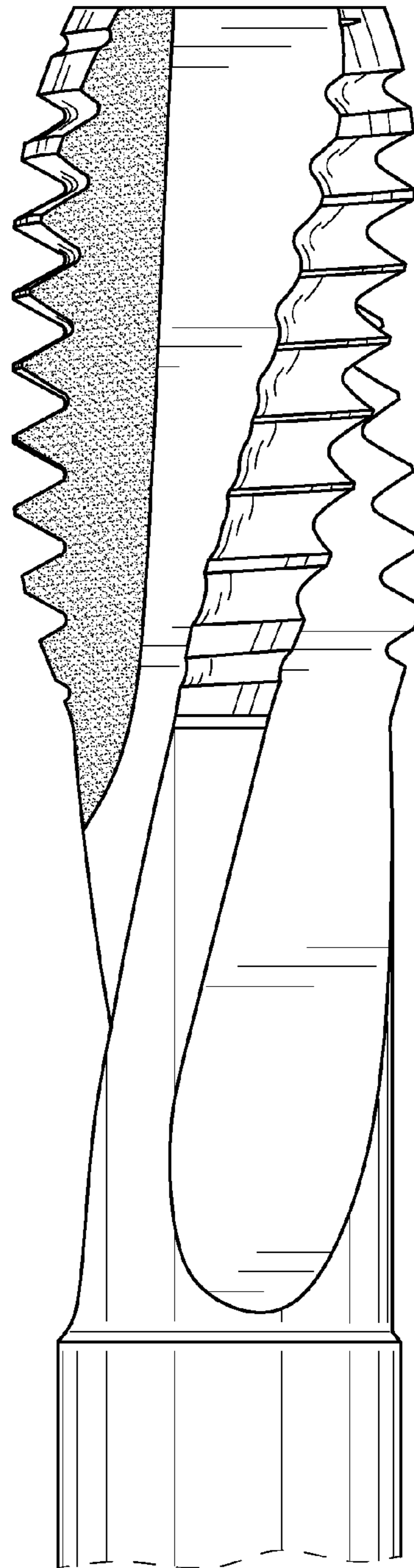


FIG. 5

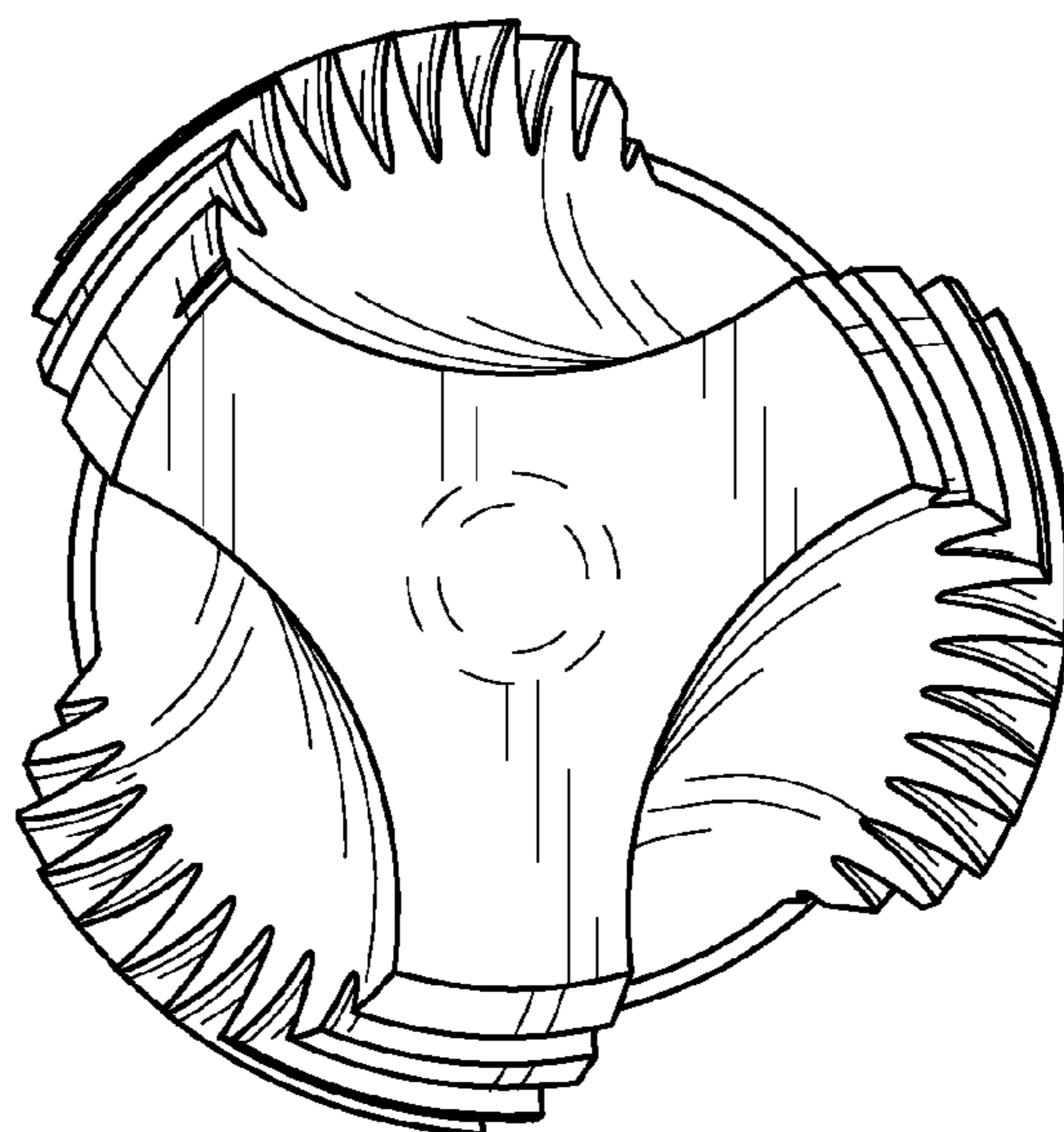


FIG. 6

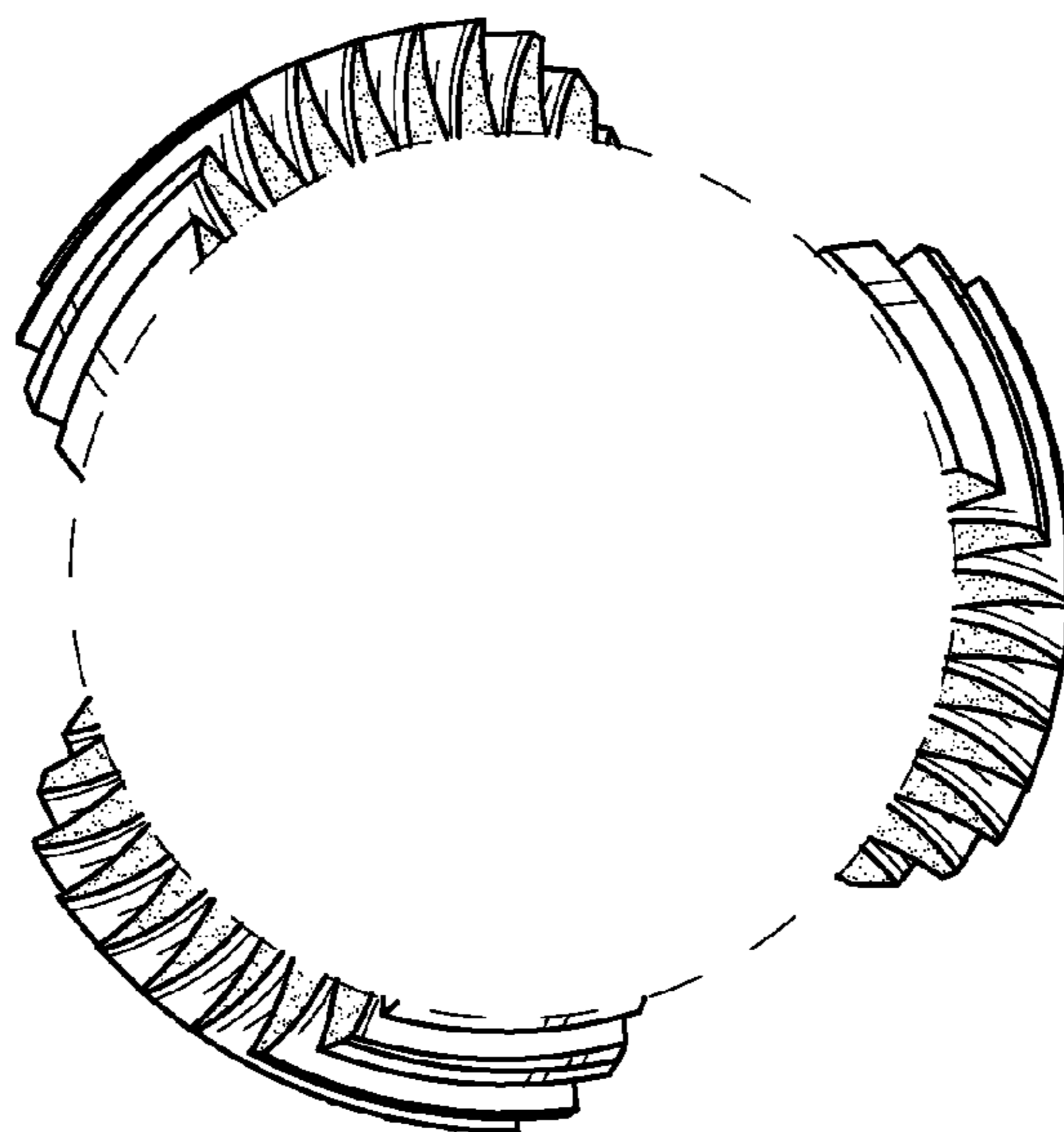


FIG. 7