



US00D678922S

(12) **United States Design Patent**  
**Lee et al.**

(10) **Patent No.:** **US D678,922 S**  
(45) **Date of Patent:** **\*\* Mar. 26, 2013**

(54) **REFRIGERATOR**

(75) Inventors: **Hangbok Lee**, Gyeonggi-do (KR);  
**Kyungsoo Park**, Seoul (KR); **Seonkyu Kim**, Seoul (KR); **Hyokku Kwon**, Seoul (KR); **Kyutae Park**, Gyeonggi-do (KR)

(73) Assignee: **LG Electronics Inc.**, Seoul (KR)

(\*\*) Term: **14 Years**

(21) Appl. No.: **29/411,675**

(22) Filed: **Jan. 25, 2012**

(30) **Foreign Application Priority Data**

Jul. 28, 2011 (KR) ..... 30-2011-0031496

(51) **LOC (9) Cl.** ..... **15-07**

(52) **U.S. Cl.** ..... **D15/86**

(58) **Field of Classification Search** ..... D15/79-90;  
62/3.6, 3.63, 3.64, 293, 331, 371, 440-445,  
62/467; 312/112-119, 236, 440-408, 138.1,  
312/139.1

See application file for complete search history.

(56) **References Cited**

U.S. PATENT DOCUMENTS

D190,453	S	*	5/1961	Munz et al.	.....	D15/86
D541,828	S	*	5/2007	Nishibori	.....	D15/87
D615,564	S	*	5/2010	Kristiansen et al.	.....	D15/86
D629,021	S	*	12/2010	Cho et al.	.....	D15/85
D655,321	S	*	3/2012	Lee et al.	.....	D15/86
D658,215	S	*	4/2012	Seo et al.	.....	D15/86

\* cited by examiner

*Primary Examiner* — Mitchell Siegel

(74) *Attorney, Agent, or Firm* — Morgan, Lewis & Bockius LLP

(57) **CLAIM**

The ornamental design for a refrigerator, as shown and described.

**DESCRIPTION**

FIG. 1 is a perspective view of a refrigerator showing our new design;

FIG. 2 is a front view thereof;

FIG. 3 is a rear view thereof;

FIG. 4 is a left side view thereof;

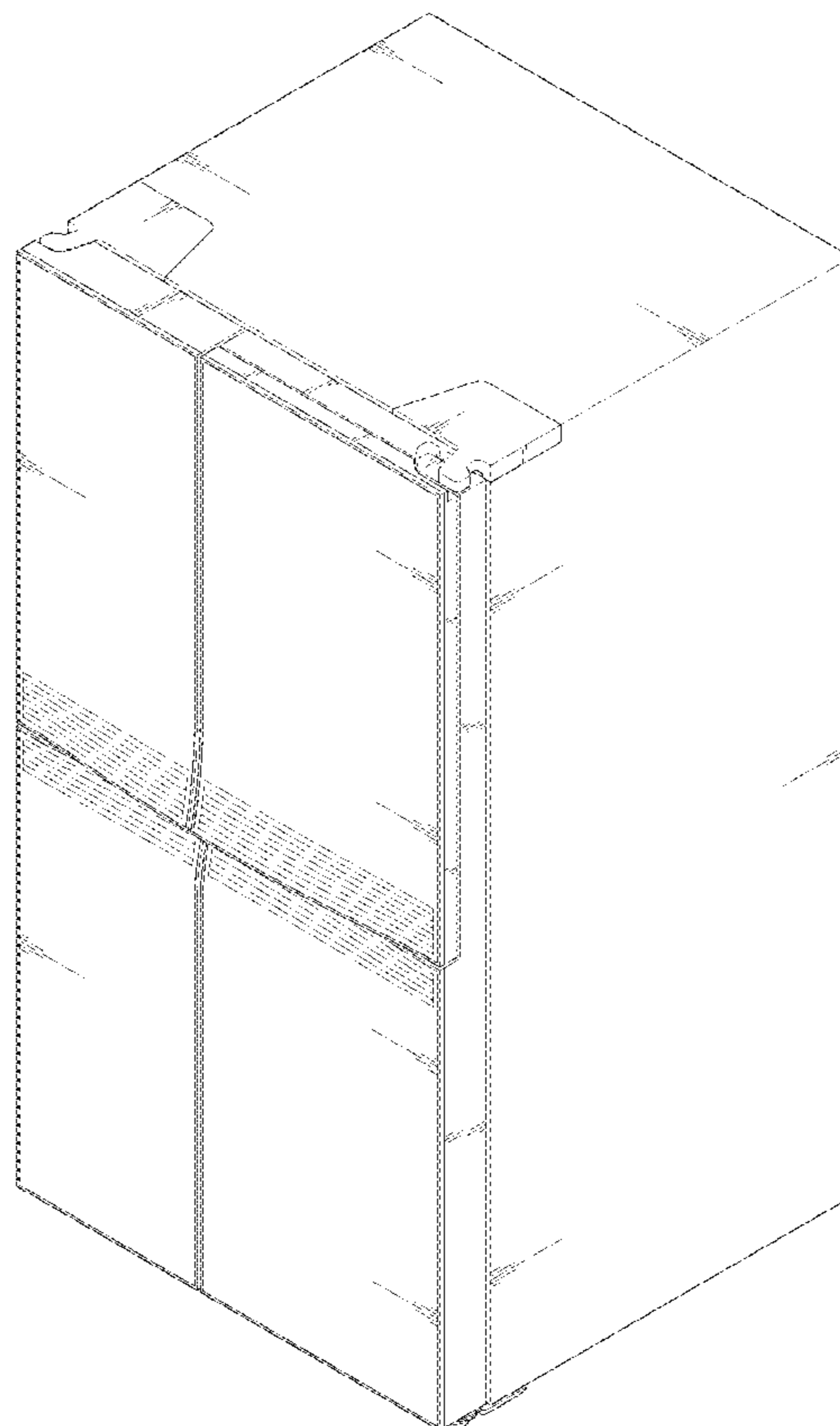
FIG. 5 is a right side view thereof;

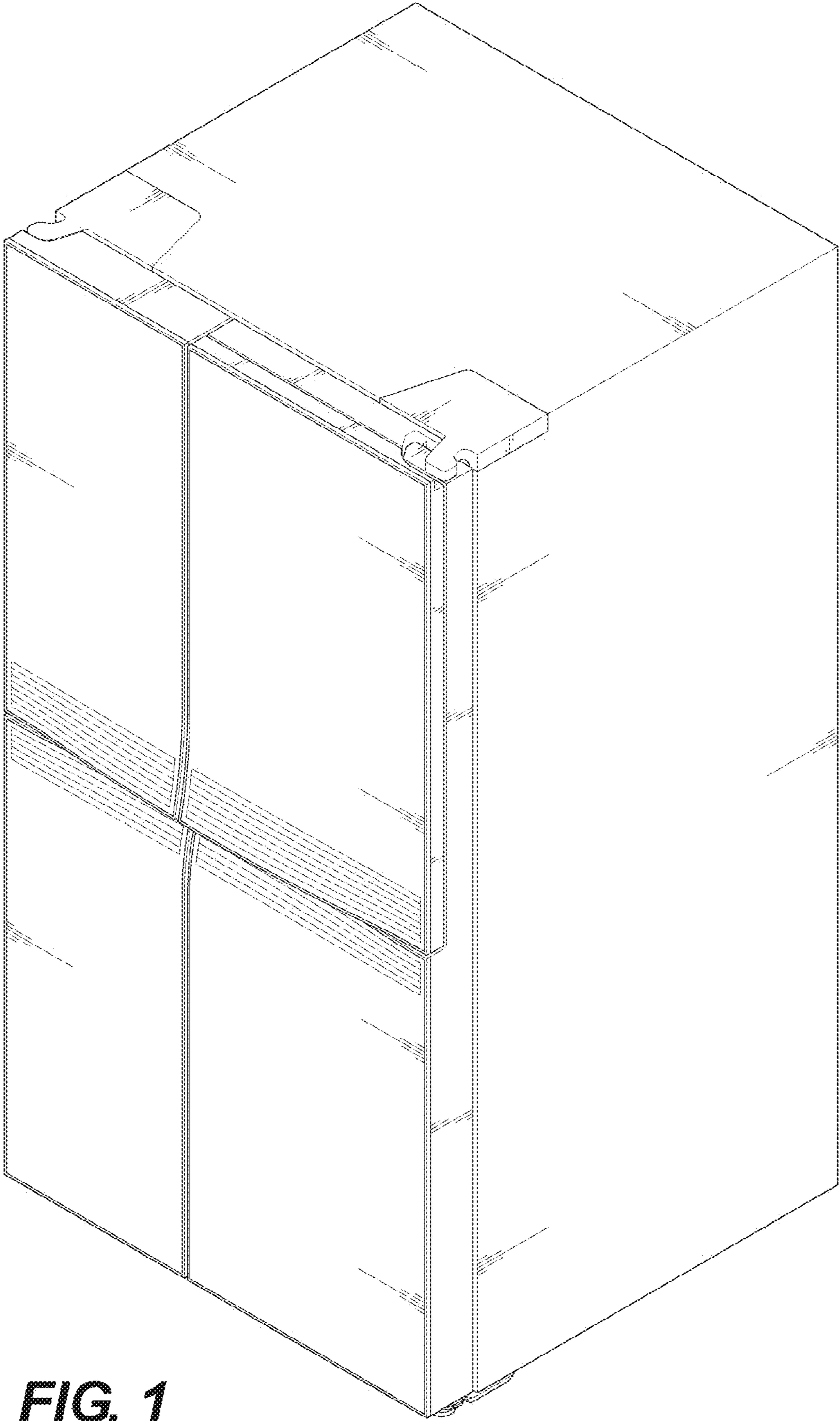
FIG. 6 is a top plan view thereof; and,

FIG. 7 is a bottom plan view thereof.


The horizontal lines on the front surface of the refrigerator represent a lamp area.

**1 Claim, 7 Drawing Sheets**







**FIG. 1**



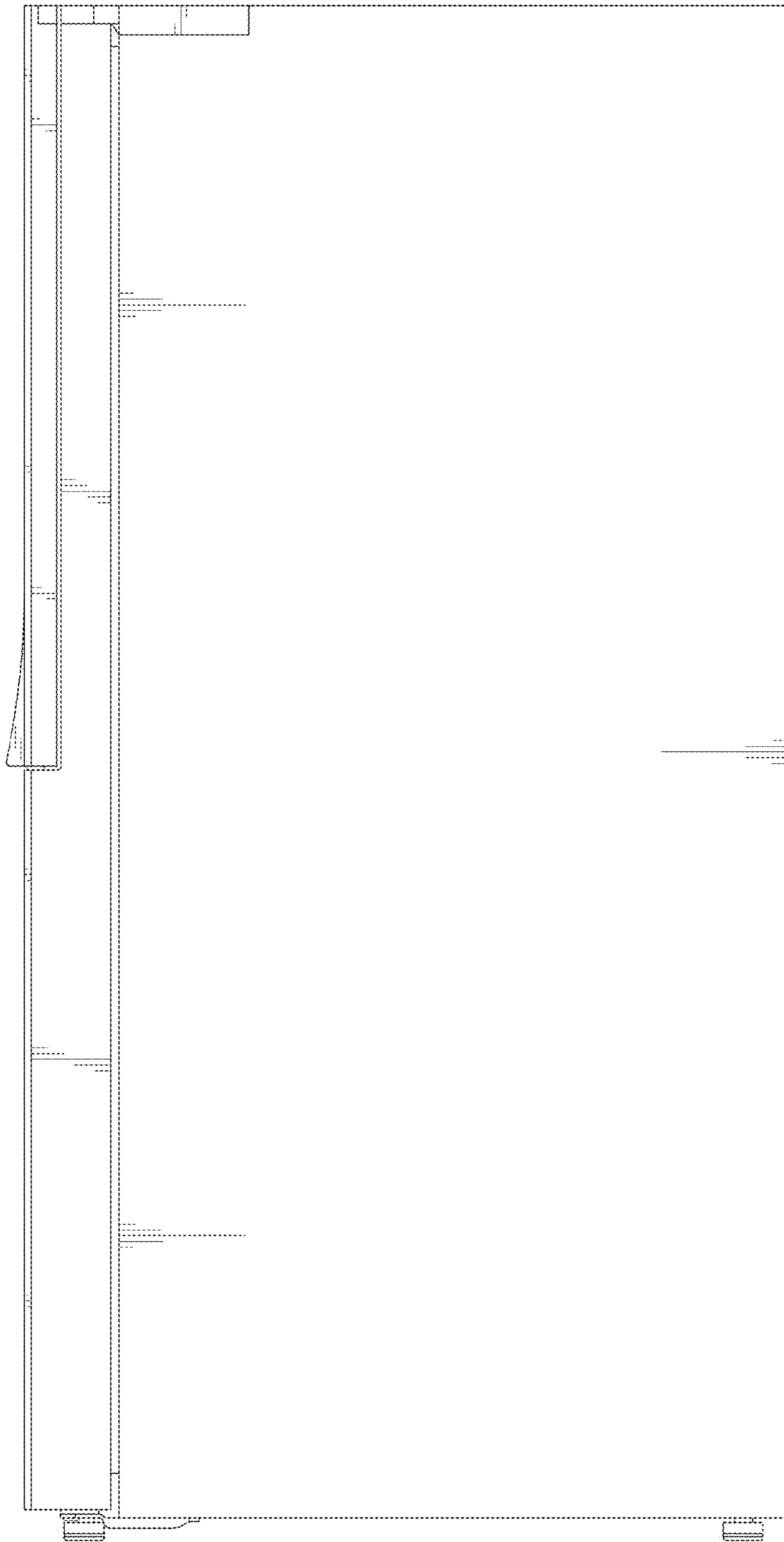
**FIG. 2**



**FIG. 3**

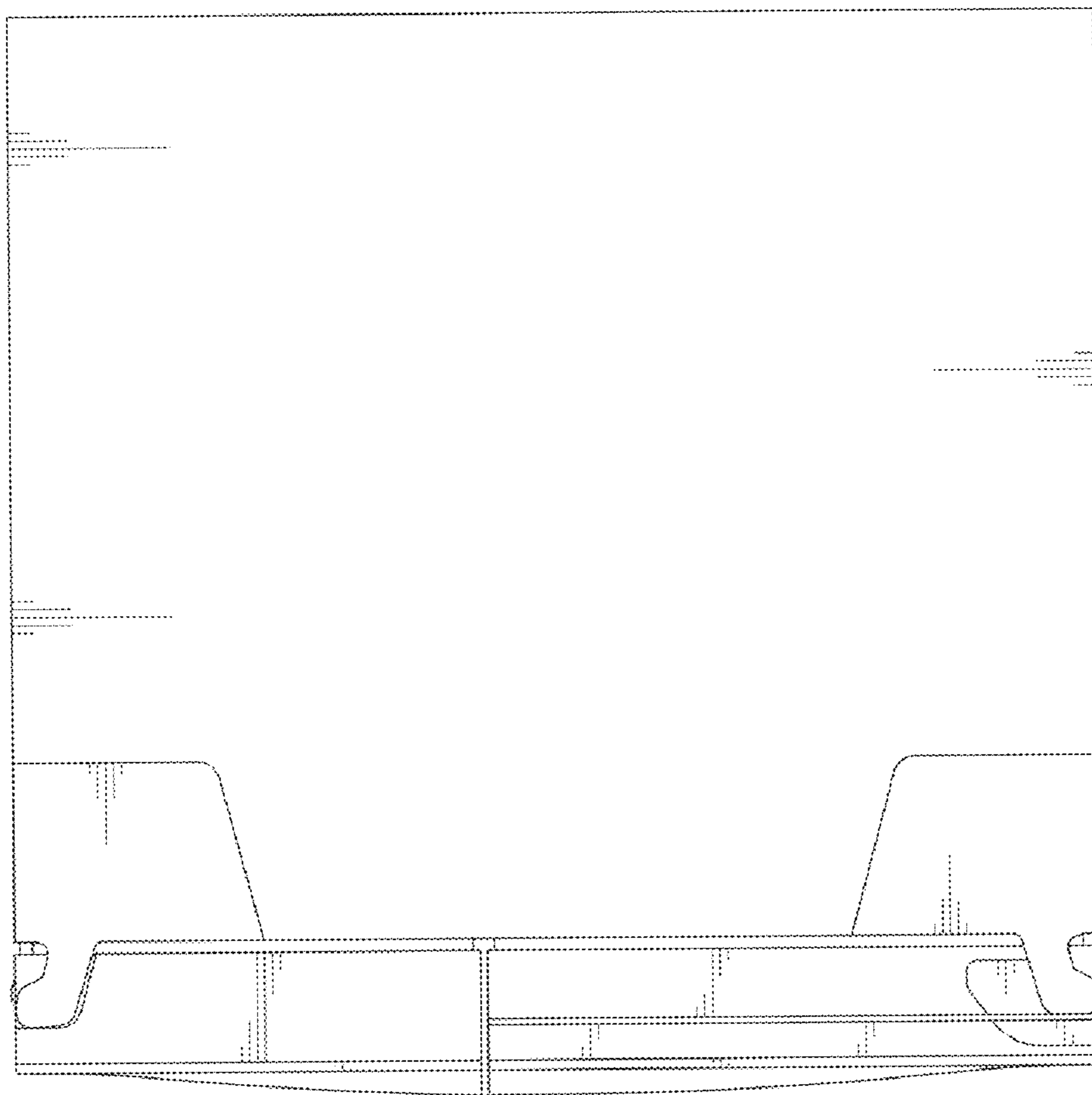


**FIG. 4**

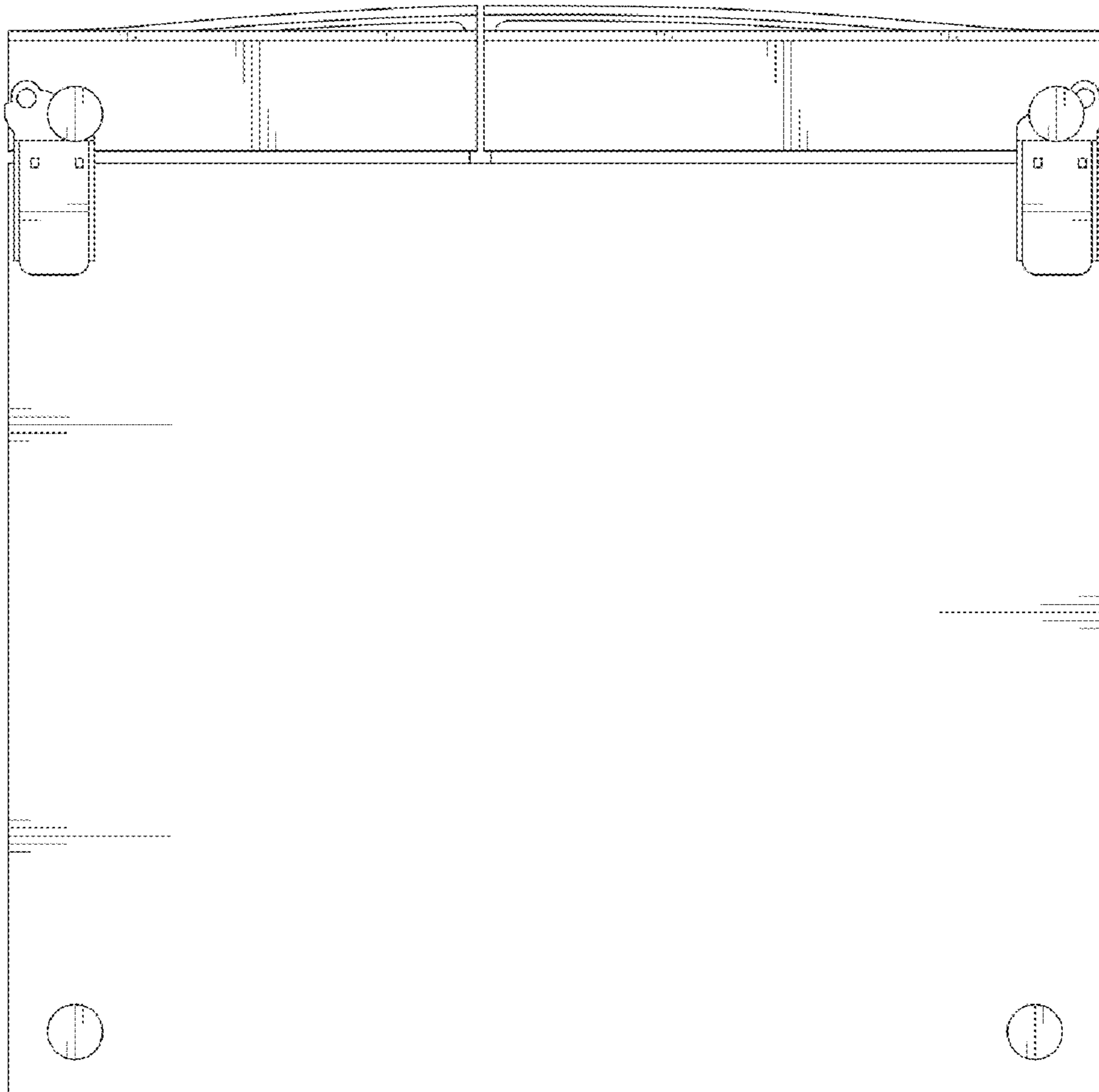


**FIG. 5**





**FIG. 6**



**FIG. 7**