



US00D678908S

(12) **United States Design Patent**  
**Lee et al.**

(10) **Patent No.:** **US D678,908 S**  
(45) **Date of Patent:** **\*\* Mar. 26, 2013**

(54) **PORTABLE MULTIMEDIA TERMINAL**

(75) Inventors: **Soo-Jung Lee**, Seoul (KR); **Bo-Mi Lee**, Seoul (KR)

(73) Assignee: **Samsung Electronics Co., Ltd.**, Suwon-Si (KR)

(\*\*) Term: **14 Years**

(21) Appl. No.: **29/408,449**

(22) Filed: **Dec. 13, 2011**

(30) **Foreign Application Priority Data**

Nov. 2, 2011 (KR) ..... 30-2011-0045987

(51) **LOC (9) Cl.** ..... **14-03**

(52) **U.S. Cl.** ..... **D14/496; D14/203.7; D14/203.3**

(58) **Field of Classification Search** ..... D14/496, D14/401, 435, 474, 483, 217, 137, 138, 160, D14/168, 356, 203.1–203.8, 507, 341–345, D14/374, 424, 238.1; 345/156, 169, 173–179, 345/905; 715/727–729, 864; 710/1, 5, 8; 713/1, 600; 455/1.1, 1.7, 73, 344–347, 93, 455/95, 3.01–3.06, 550.1, 573.1, 566, 575.1, 455/575.3, 575.8; 370/342–344; 369/1, 369/2, 6–12; 463/43–47; 273/148 B; 428/543  
See application file for complete search history.

(56) **References Cited**

**U.S. PATENT DOCUMENTS**

1,804,529 A \* 5/1931 Dreyfus ..... 8/481  
D392,977 S \* 3/1998 Kim ..... D14/214  
D571,791 S \* 6/2008 Lazzeroni et al. .... D14/219  
D614,164 S \* 4/2010 Andre et al. .... D14/203.7  
D618,677 S \* 6/2010 Andre et al. .... D14/341

D622,720 S \* 8/2010 Andre et al. .... D14/341  
D638,003 S \* 5/2011 Chen ..... D14/242  
D651,410 S \* 1/2012 Nugent ..... D5/25  
8,266,857 B2 \* 9/2012 David ..... 52/385  
8,267,246 B2 \* 9/2012 Bettenhausen et al. .... 206/363  
8,291,670 B2 \* 10/2012 Gard et al. .... 52/662

\* cited by examiner

*Primary Examiner* — Prabhakar Deshmukh

(74) *Attorney, Agent, or Firm* — Staas & Halsey LLP

(57) **CLAIM**

The ornamental design for a portable multimedia terminal, as shown and described.

**DESCRIPTION**

FIG. 1 is a front perspective view of a portable multimedia terminal;  
FIG. 2 is a front view of the portable multimedia terminal of FIG. 1;  
FIG. 3 is a rear view of the portable multimedia terminal of FIG. 1;  
FIG. 4 is a left-side view of the portable multimedia terminal of FIG. 1;  
FIG. 5 is a right-side view of the portable multimedia terminal of FIG. 1;  
FIG. 6 is a top plan view of the portable multimedia terminal of FIG. 1;  
FIG. 7 is a bottom plan view of the portable multimedia terminal of FIG. 1; and,  
FIG. 8 is a perspective view of the enlarged pattern on the surface of the portable multimedia terminal of FIG. 1.  
The broken lines are for illustrative purpose only and form no part of the claimed design.

**1 Claim, 8 Drawing Sheets**

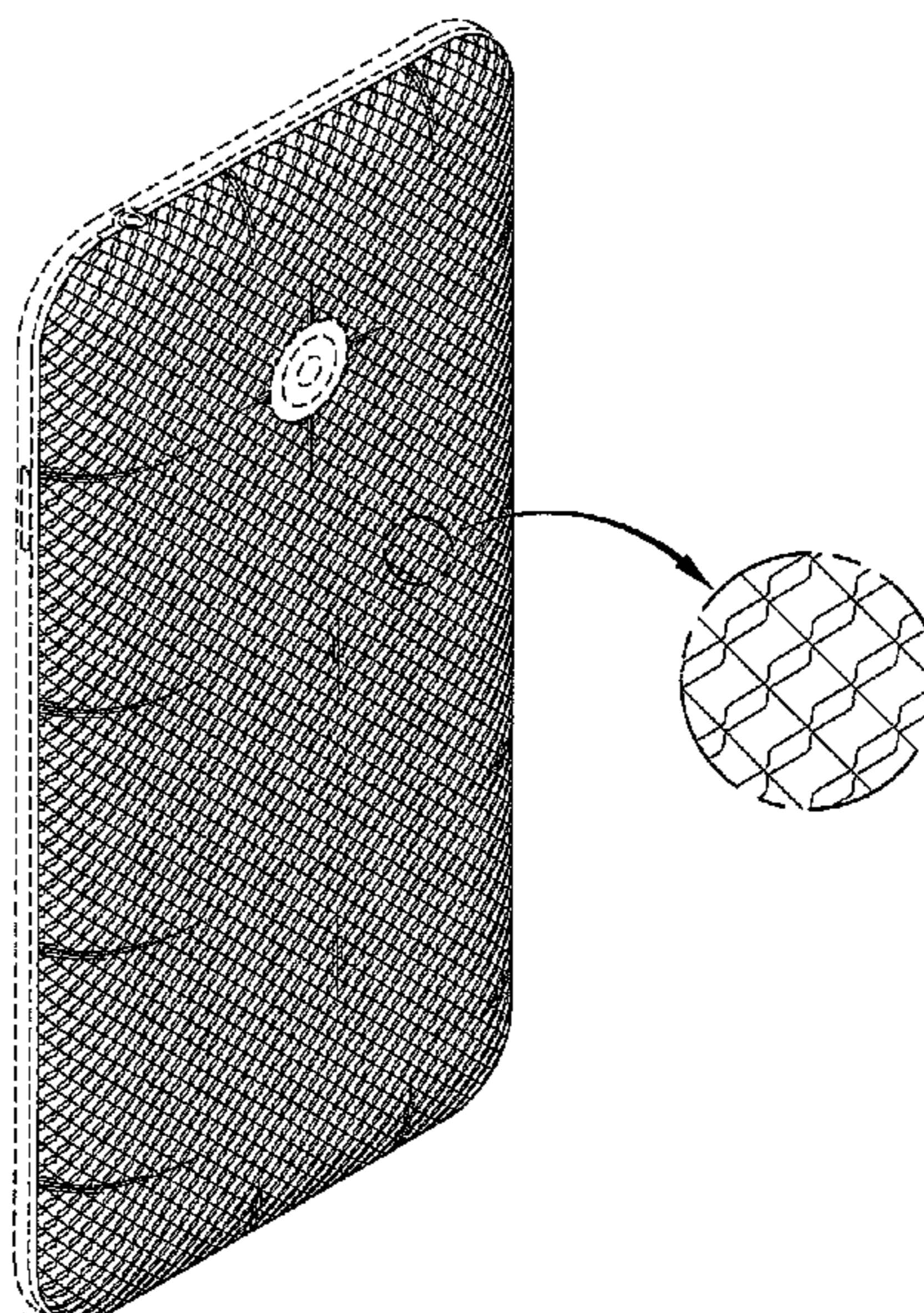


FIG. 1




FIG. 2




FIG. 3

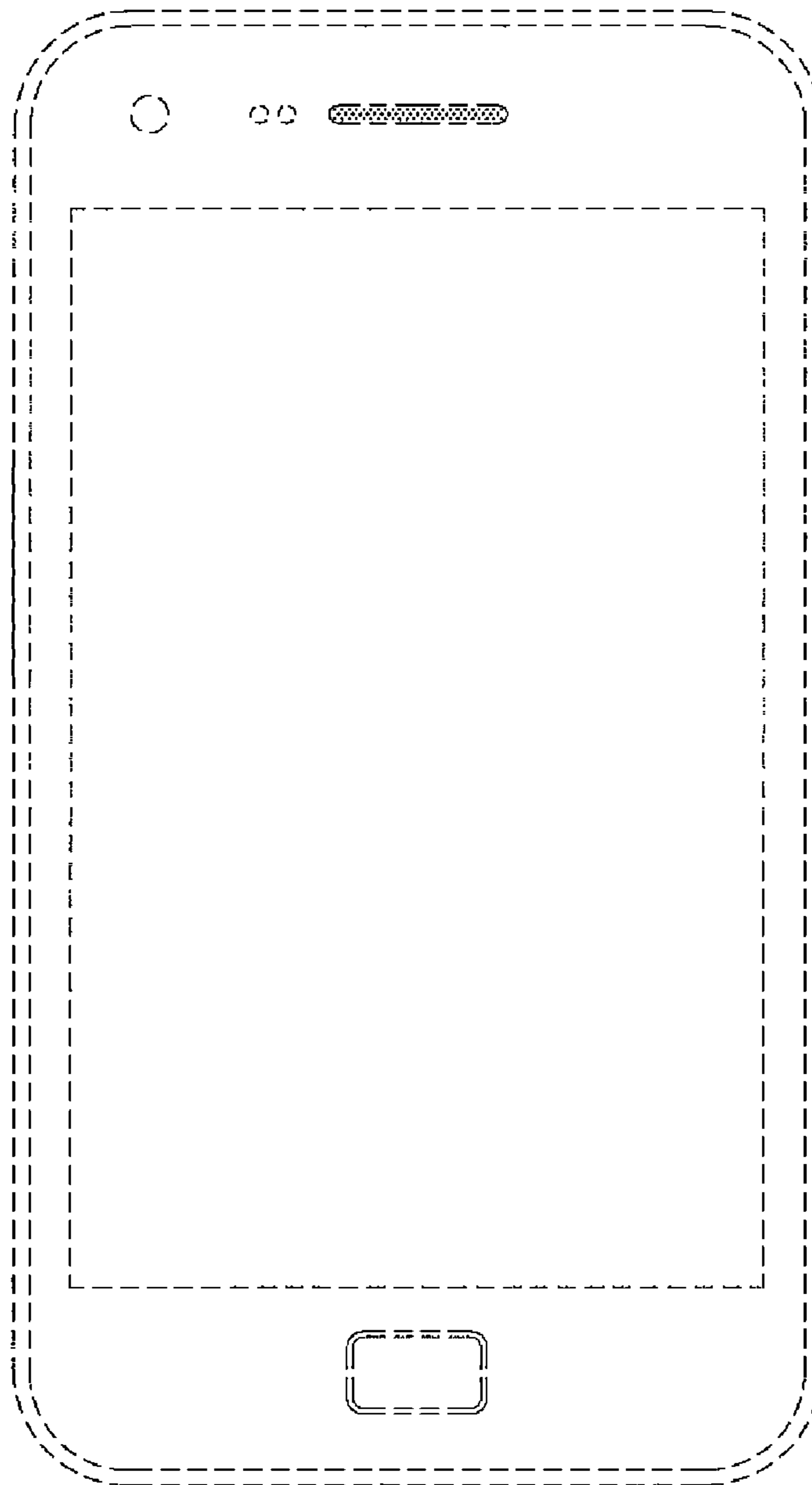


FIG. 4



FIG. 5




FIG. 6




FIG. 7





FIG. 8

