



US00D678880S

(12) **United States Design Patent**  
**Groene et al.**

(10) **Patent No.:** **US D678,880 S**  
(45) **Date of Patent:** **\*\* Mar. 26, 2013**

(54) **ELECTRONIC TABLET WITH INPUT  
DEVICE COUPLING**

(75) Inventors: **Ralf Groene**, Kirkland, WA (US); **Hua Wang**, Sammamish, WA (US); **Anthony Reed**, Sammamish, WA (US); **Summer Schneider**, Seattle, WA (US); **Karsten Aagaard**, Monroe, WA (US)

(73) Assignee: **Microsoft Corporation**, Redmond, WA (US)

(\*\*) Term: **14 Years**

(21) Appl. No.: **29/422,124**

(22) Filed: **May 16, 2012**

(51) **LOC (9) Cl.** ..... **14-02**

(52) **U.S. Cl.** ..... **D14/391**

(58) **Field of Classification Search** ..... D14/240,  
D14/391-399, 443, 455, 456, 433; D18/1,  
D18/2, 7, 11; 178/17 A, 17 C; 200/5 A,  
200/5 R, 6 A, 6 R; 235/145 A, 145 R; 341/20-23;  
345/156, 160, 168, 169, 173, 700; 361/679.08,  
361/679.09; 400/484-489, 492, 472; D13/123,  
D13/133

See application file for complete search history.

(56) **References Cited**

**U.S. PATENT DOCUMENTS**

D319,632 S *	9/1991	Heimburger	.....	D14/398
D365,334 S *	12/1995	Pearl	.....	D14/422
D386,754 S *	11/1997	Gifford et al.	.....	D14/396
5,793,359 A *	8/1998	Ushikubo	.....	345/169
6,129,270 A *	10/2000	Piazza	.....	235/379
6,312,175 B1 *	11/2001	Lum	.....	400/472
6,439,785 B1	8/2002	Liu		
D462,354 S	9/2002	Kimbré		
D504,889 S	5/2005	Andre et al.		
D516,080 S	2/2006	Sakamoto		
D517,068 S	3/2006	Sakamoto		
D517,552 S	3/2006	Sakamoto		
D521,513 S *	5/2006	Neal et al.	.....	D14/392

D522,013 S	5/2006	Sakamoto		
7,154,452 B2	12/2006	Nakamura		
D537,831 S *	3/2007	Steiner et al.	.....	D14/456
D544,490 S *	6/2007	O'Neil	.....	D14/455
7,440,267 B2	10/2008	Tatsukami		
D627,777 S	11/2010	Akana et al.		
D658,186 S	4/2012	Akana et al.		
D663,304 S	7/2012	Akana et al.		
D669,069 S	10/2012	Akana et al.		
D669,468 S	10/2012	Akana et al.		
D670,286 S	11/2012	Akana et al.		
2007/0097087 A1	5/2007	Homer		
2012/0194448 A1	8/2012	Rothkopf		

**FOREIGN PATENT DOCUMENTS**

EM 001911983 2/2011

\* cited by examiner

*Primary Examiner* — Freda S Nunn

(74) *Attorney, Agent, or Firm* — Banner & Witcoff, Ltd.

(57) **CLAIM**

The ornamental design for an electronic tablet with input device coupling, as shown and described.

**DESCRIPTION**

FIG. 1 is a top view of an electronic tablet with input device coupling showing our new design including an electronic tablet side coupling and an input device side coupling;

FIG. 2 is a front view of the electronic tablet side coupling showing the recessed coupling;

FIG. 3 is a front view of the electronic tablet side coupling showing the recessed coupling as in FIG. 2 but with the disclaimed broken line environment removed for clarity;

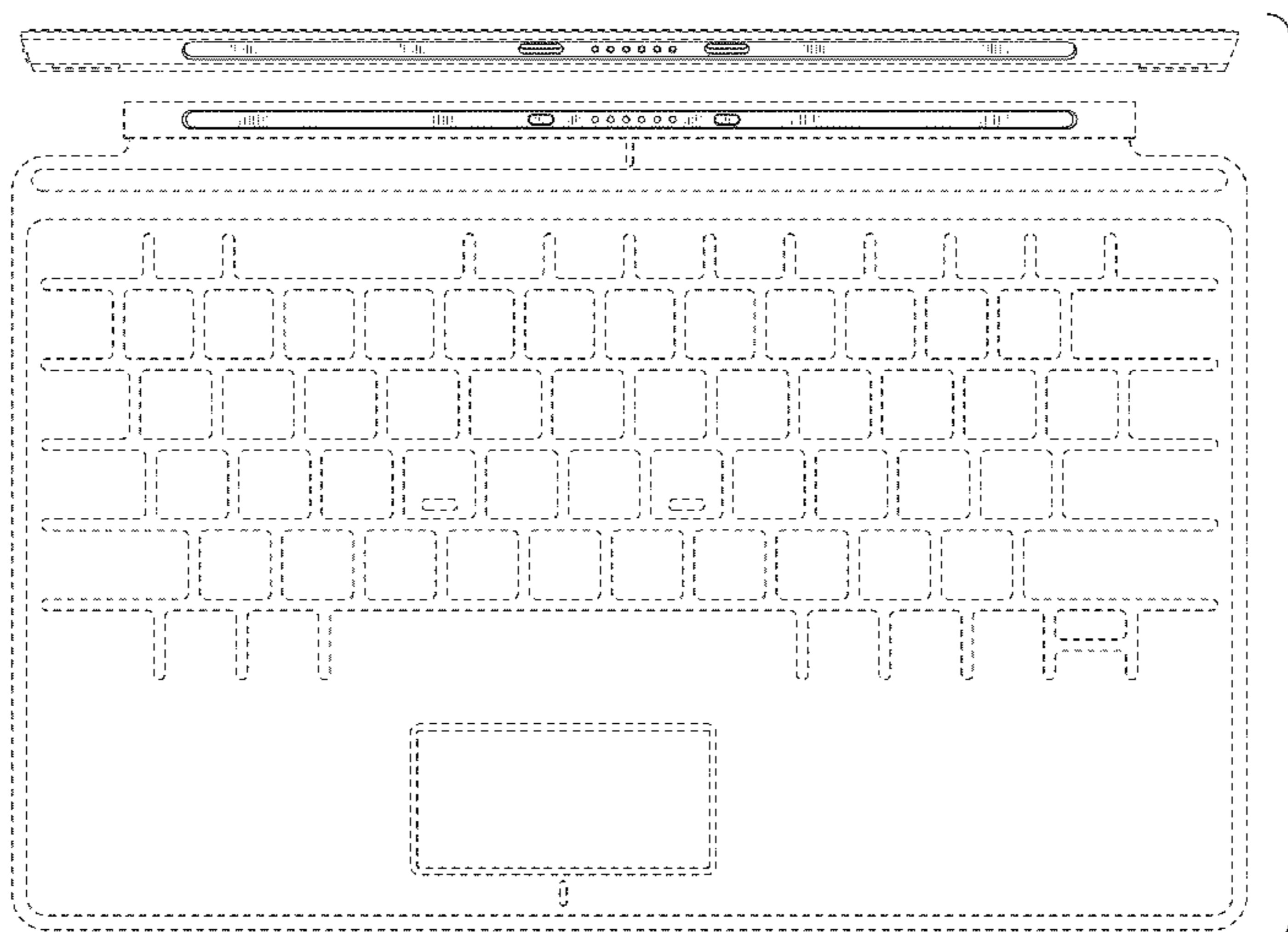
FIG. 4 is an enlarged center portion of FIG. 3;

FIG. 5 is a top isometric view of the input device side coupling showing the protruding elements which mate with recessed coupling of the electronic tablet side; and,

FIG. 6 is a top view thereof.

The broken lines showing the remainder of the electronic tablet and the remainder of the input device are for environmental purposes only and form no part of the claimed design.

**1 Claim, 5 Drawing Sheets**



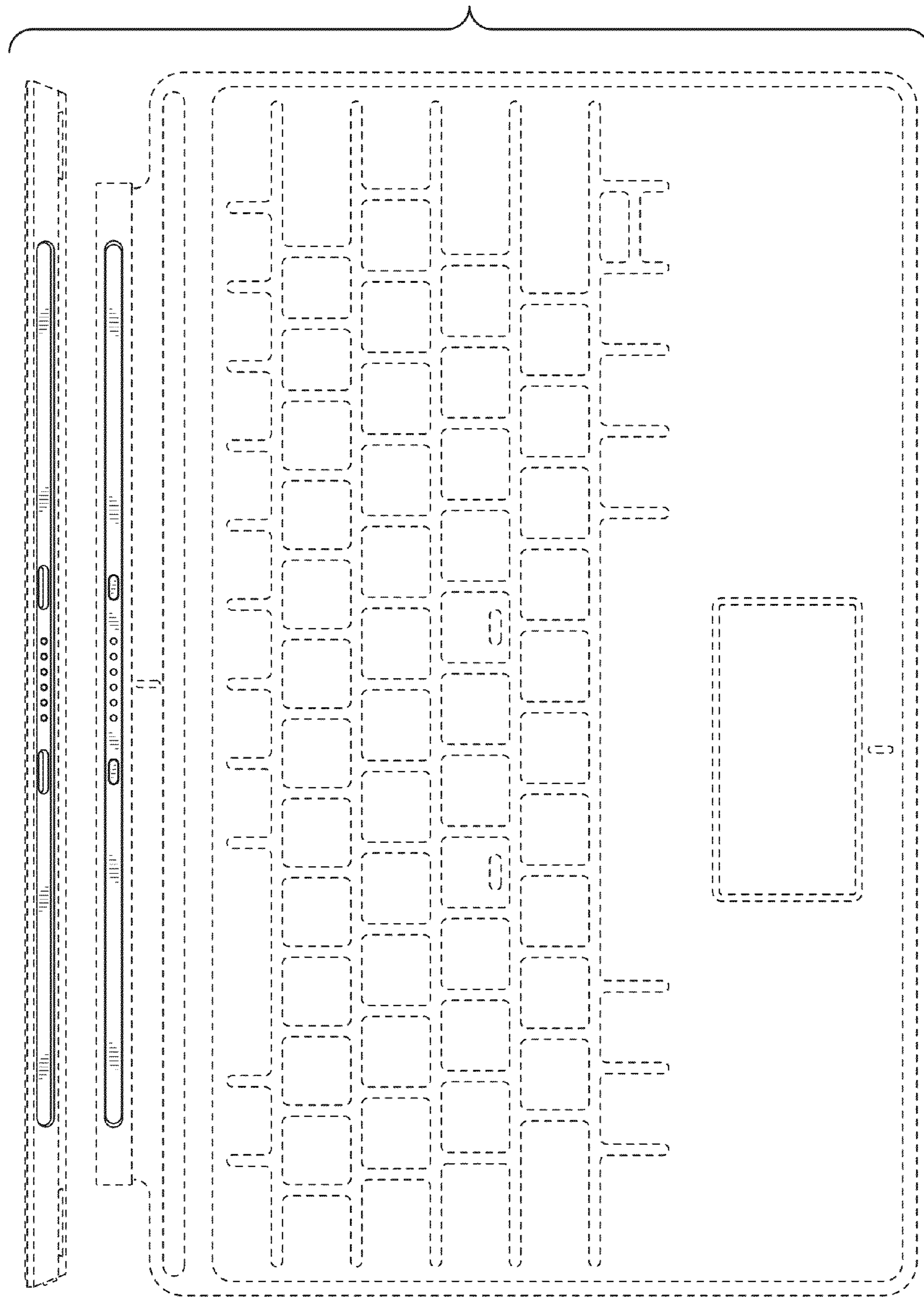


FIG. 1

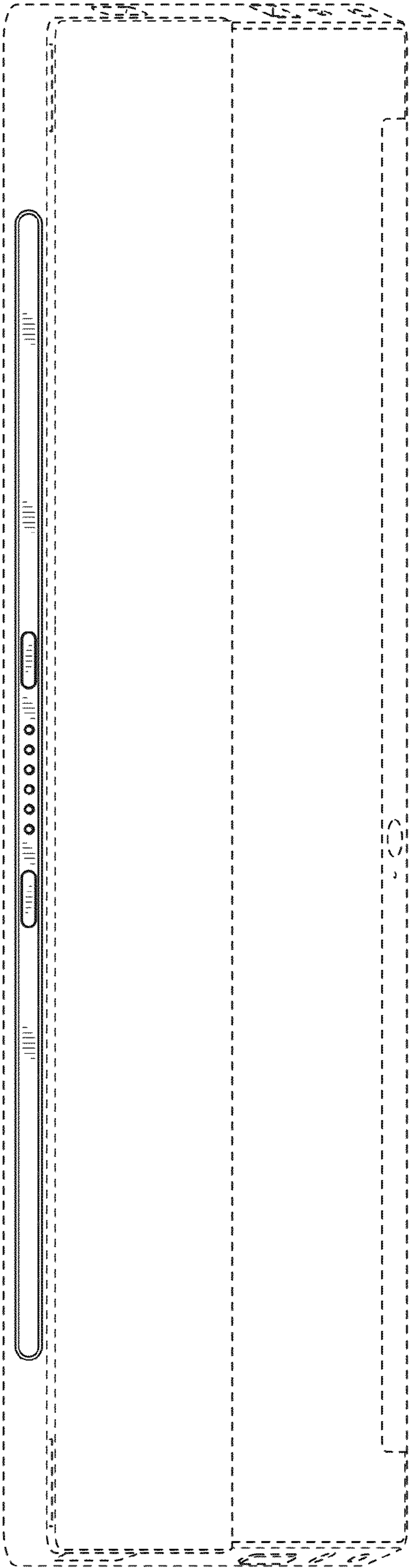


FIG. 2



FIG. 3

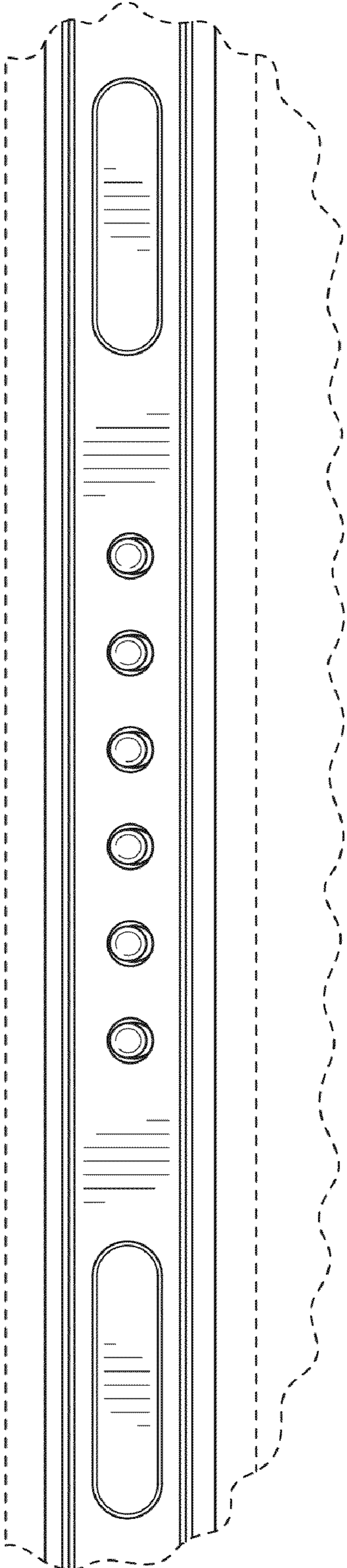


FIG. 4

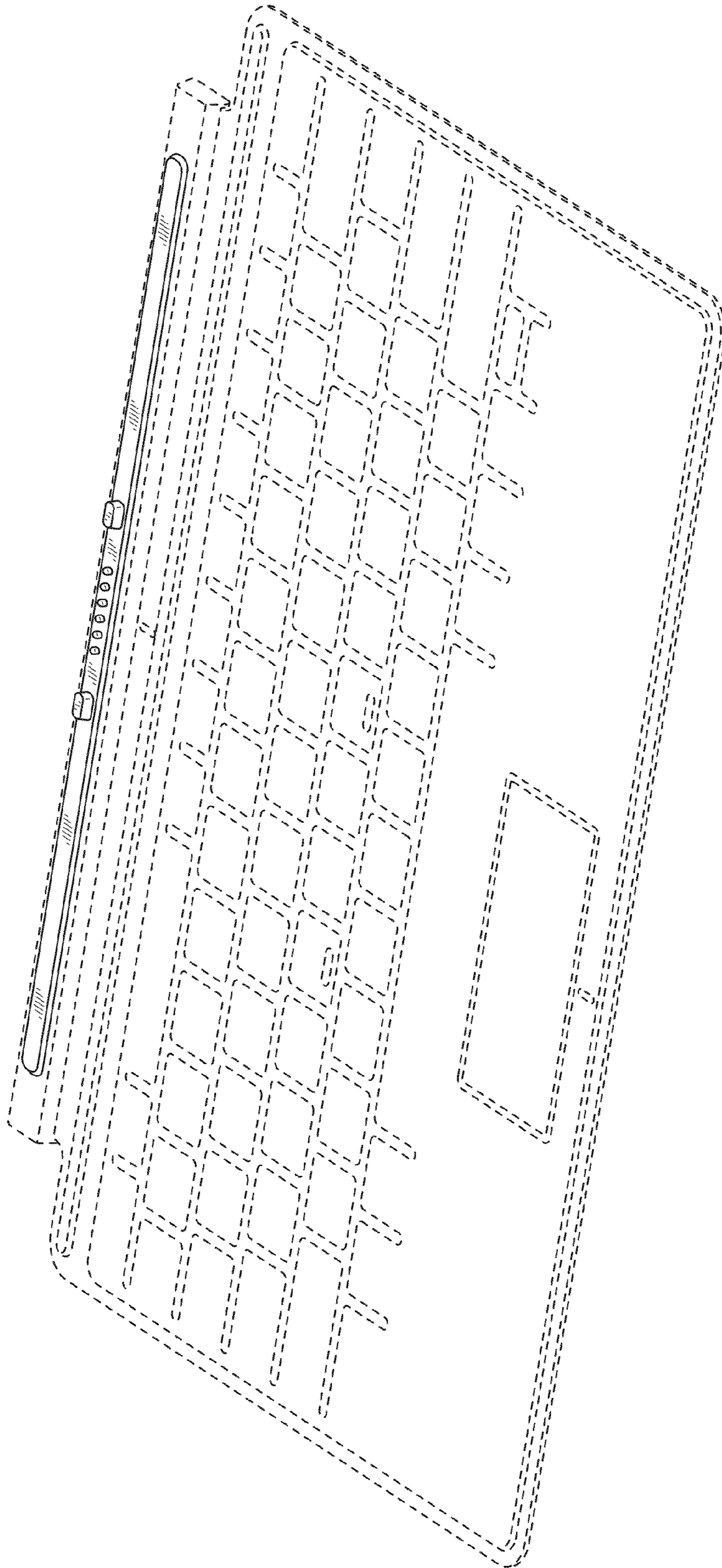


FIG. 5

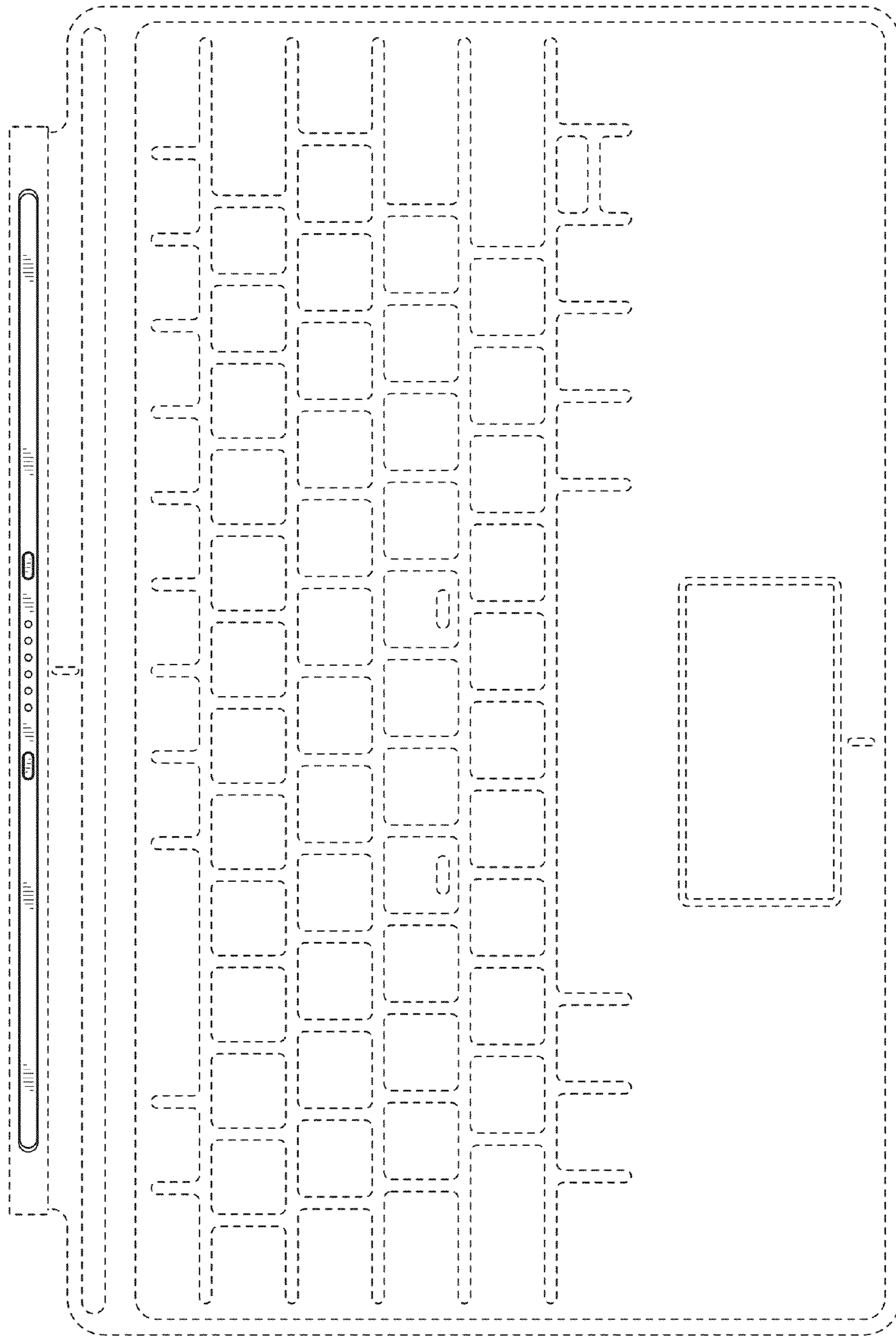


FIG. 6