



US00D678872S

(12) **United States Design Patent**
Lee et al.

(10) **Patent No.:** **US D678,872 S**
(45) **Date of Patent:** **** Mar. 26, 2013**

(54) **LAPTOP COMPUTER**

(75) Inventors: **Heechang Lee**, Seoul (KR); **Byungmu Huh**, Seoul (KR); **Heesu Yang**, Seoul (KR)

(73) Assignee: **LG Electronics Inc.**, Seoul (KR)

(**) Term: **14 Years**

(21) Appl. No.: **29/414,701**

(22) Filed: **Mar. 2, 2012**

(30) **Foreign Application Priority Data**

Sep. 19, 2011 (KR) 30-2011-0038812
(51) **LOC (9) Cl.** **14-02**

(52) **U.S. Cl.** **D14/315**

(58) **Field of Classification Search** D14/315-327,
D14/349, 356; D18/1, 2, 7, 11; 235/145 A,
235/145 R; 341/22, 23; 345/104, 156, 168,
345/169, 173; 361/679.08, 679.09, 679.11,
361/679.26, 679.27

See application file for complete search history.

(56) **References Cited**

U.S. PATENT DOCUMENTS

6,480,373 B1 * 11/2002 Landry et al. 361/679.06
D556,192 S * 11/2007 Jeong et al. D14/327

D587,701 S * 3/2009 Yoon D14/318
D596,633 S * 7/2009 Kawase et al. D14/319
D606,534 S * 12/2009 Hong et al. D14/315
2011/0255727 A1 * 10/2011 Azuchi 381/333

* cited by examiner

Primary Examiner — Freda S Nunn

(74) *Attorney, Agent, or Firm* — Morgan, Lewis & Bockius LLP

(57) **CLAIM**

The ornamental design for a laptop computer, as shown and described.

DESCRIPTION

FIG. 1 is a front, right side, perspective view of a laptop computer showing our new design;
FIG. 2 is a front view thereof;
FIG. 3 is a rear view thereof;
FIG. 4 is a left side view thereof;
FIG. 5 is a right side view thereof;
FIG. 6 is a top view thereof;
FIG. 7 is a bottom view thereof; and,
FIG. 8 is a reference perspective view thereof.

1 Claim, 8 Drawing Sheets


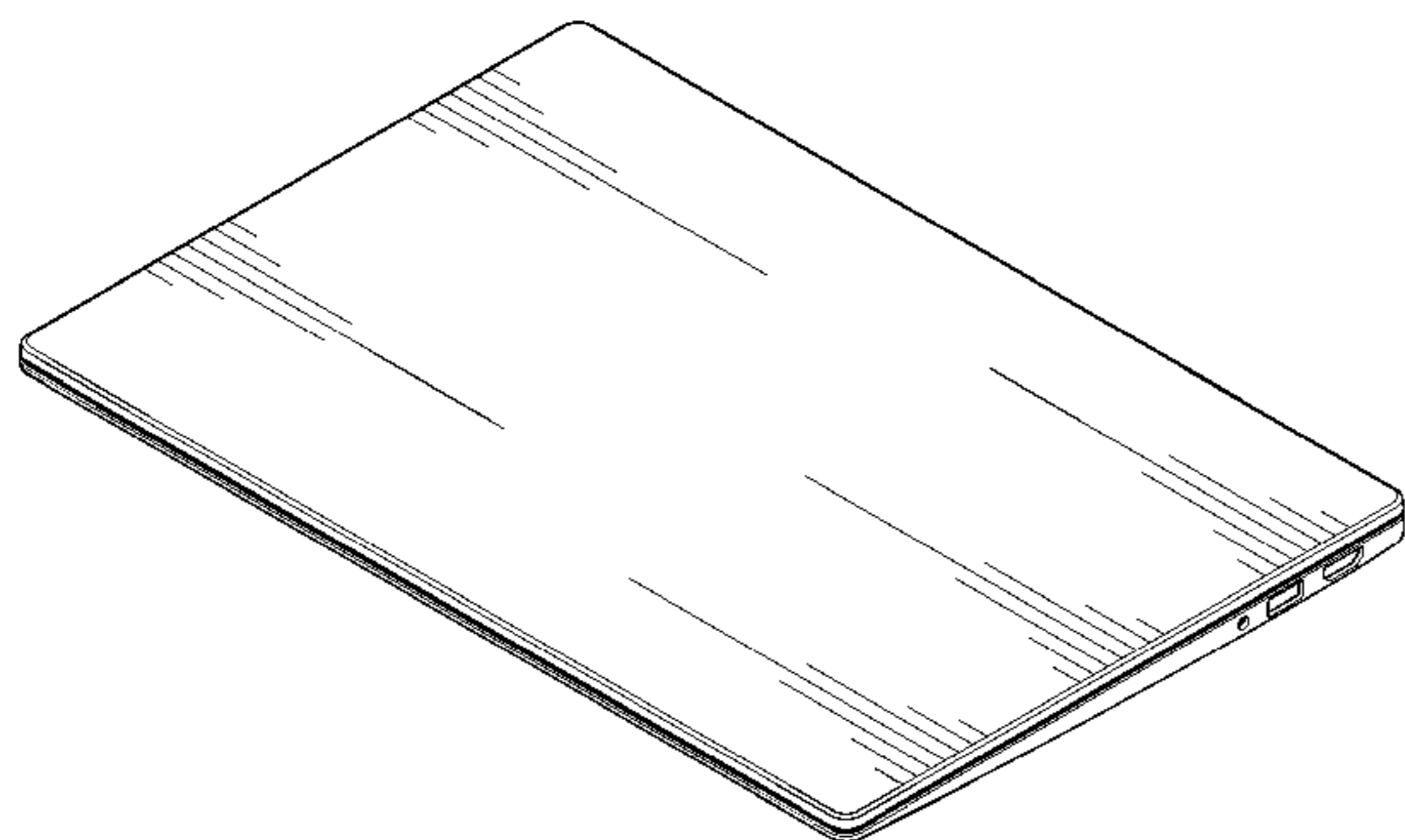


FIG. 1




FIG. 2

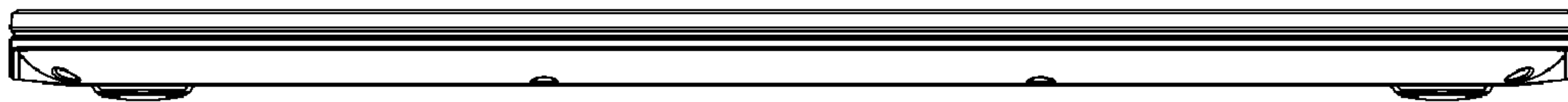


FIG. 3



FIG. 4

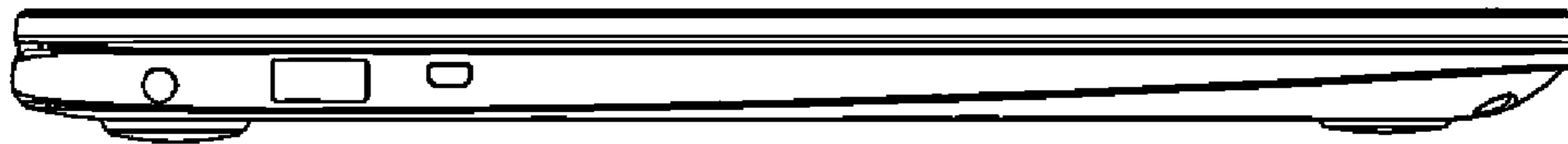


FIG. 5

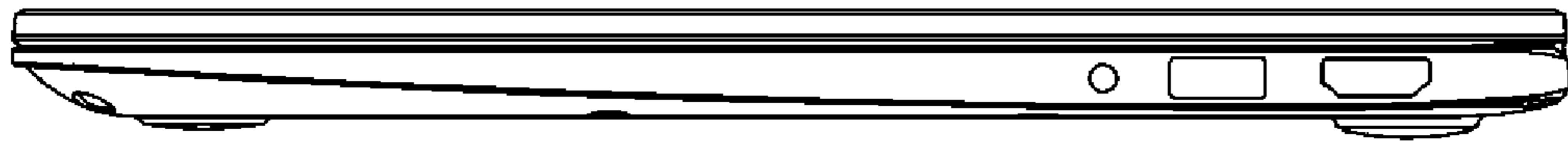


FIG. 6



FIG. 7

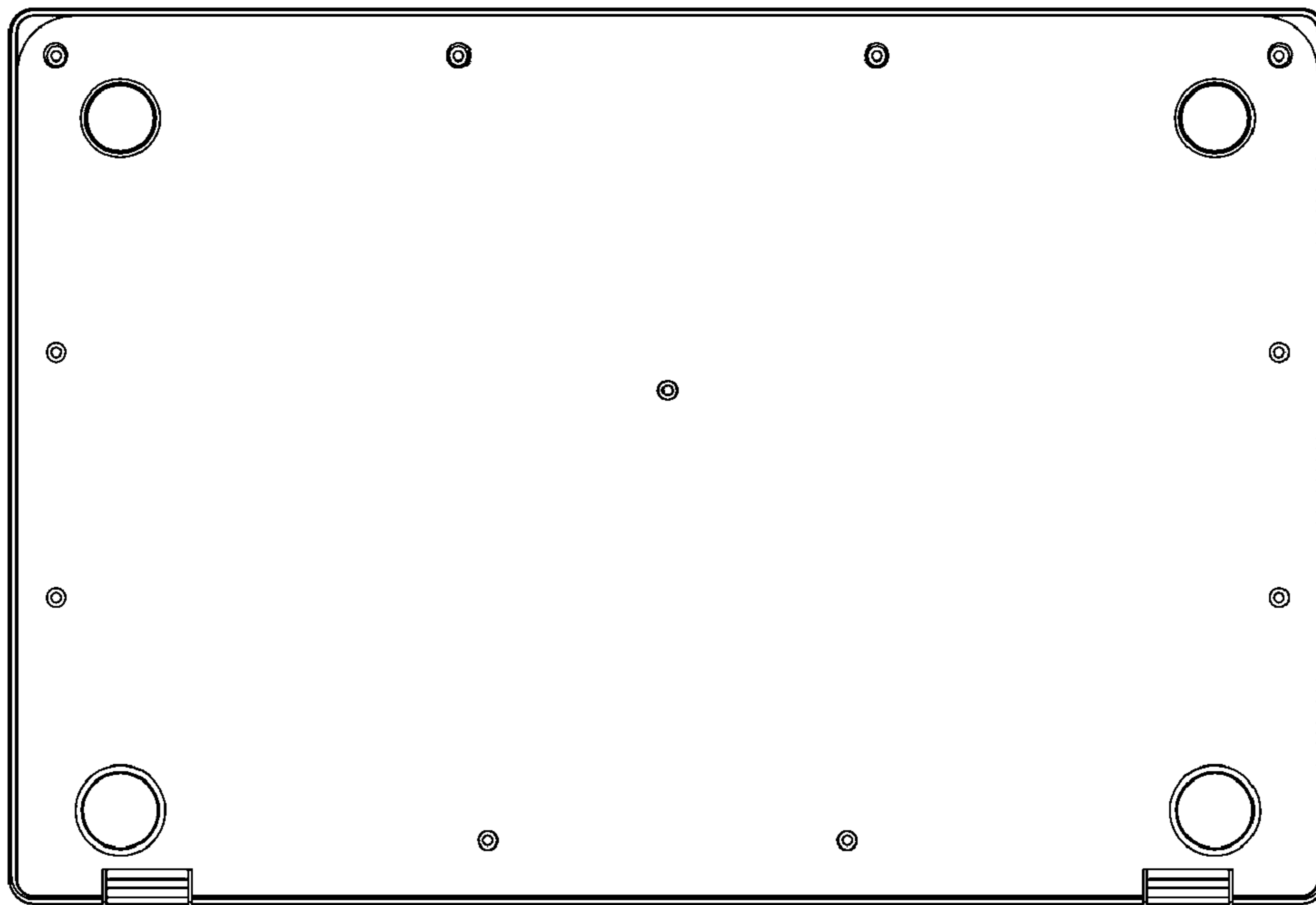


FIG. 8

