



US00D678858S

(12) **United States Design Patent**
Feng et al.

(10) **Patent No.:** **US D678,858 S**

(45) **Date of Patent:** **** *Mar. 26, 2013**

(54) **BEHIND THE NECK WIRELESS HEADSET**

(75) Inventors: **Feng Feng**, Chesterfield, MO (US);
Effrosini A. Karayiannis, St. Louis, MO
(US); **Seth Burgett**, Glen Carbon, IL
(US); **Richard J. Daniels**, St. Louis, MO
(US)

(73) Assignee: **Verto Medical Solutions, Inc.**, St.
Louis, MO (US)

(*) Notice: This patent is subject to a terminal dis-
claimer.

(**) Term: **14 Years**

(21) Appl. No.: **29/405,991**

(22) Filed: **Nov. 8, 2011**

(51) **LOC (9) Cl.** **14-01**

(52) **U.S. Cl.** **D14/205**

(58) **Field of Classification Search** D14/205,
D14/142, 188, 192, 496; 181/129, 130; 379/430,
379/431; 381/380, 381; D24/106, 200; 128/865,
128/866

See application file for complete search history.

(56) **References Cited**

U.S. PATENT DOCUMENTS

4,821,323	A *	4/1989	Papiernik	381/309
D331,408	S *	12/1992	Ellermeier	D14/205
D381,414	S *	7/1997	Westerdal	D24/106
D409,743	S *	5/1999	Falco et al.	D24/106
6,233,345	B1 *	5/2001	Urwyler	381/381
6,603,863	B1 *	8/2003	Nagayoshi	381/380
D504,177	S *	4/2005	Erfan	D24/200
D510,337	S *	10/2005	Tages	D14/205
D533,539	S *	12/2006	Mah	D14/205

D565,026	S *	3/2008	Brennwald	D14/205
D569,369	S *	5/2008	Brennwald	D14/205
D575,268	S *	8/2008	Christopher et al.	D14/205
D576,149	S *	9/2008	Malik et al.	D14/205
D579,442	S *	10/2008	Kim et al.	D14/205
D585,050	S *	1/2009	Gondo	D14/205
D587,678	S *	3/2009	Yuyama	D14/205
D587,679	S *	3/2009	Komiyama	D14/205
D587,680	S *	3/2009	Komiyama	D14/205
D588,099	S *	3/2009	Yuyama	D14/205
D590,810	S *	4/2009	Komiyama	D14/205
D593,067	S *	5/2009	Millora et al.	D14/205
D594,442	S *	6/2009	Chon et al.	D14/205
D599,777	S *	9/2009	Yuyama	D14/205
D601,125	S *	9/2009	Komiyama	D14/205
D645,444	S *	9/2011	Quek	D14/205
D669,881	S *	10/2012	Clements et al.	D14/205

* cited by examiner

Primary Examiner — Paula Greene

(74) *Attorney, Agent, or Firm* — Harness, Dickey & Pierce,
P.L.C.

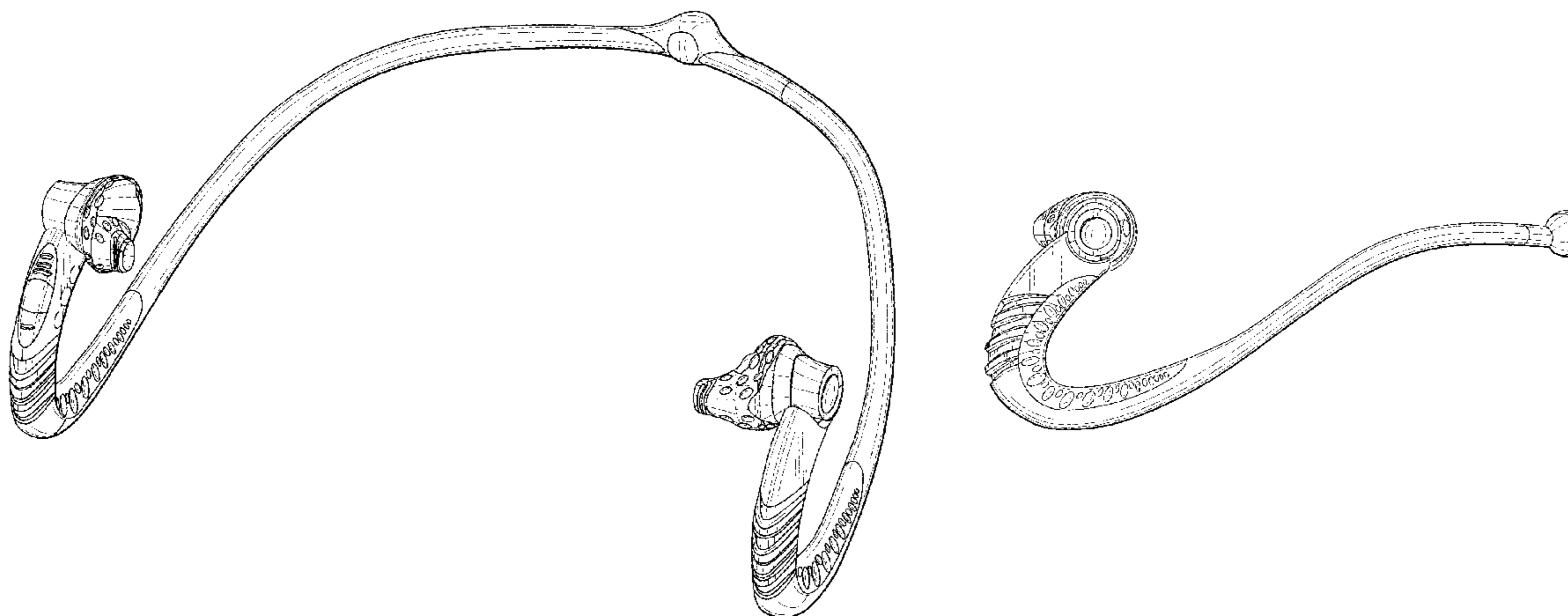
(57) **CLAIM**

The ornamental design for a behind the neck wireless headset,
as shown and described.

DESCRIPTION

FIG. 1 is a perspective view of the behind the neck wireless
headset showing our new design, the opposite perspective
front face of the ear insert being a mirror image;
FIG. 2 is a top plan view thereof;
FIG. 3 is a front elevation view;
FIG. 4 is a bottom plan view thereof;
FIG. 5 is a rear elevation view thereof;
FIG. 6 is a (partial) right-side elevation view thereof; and,
FIG. 7 is a (partial) left-side elevation view thereof.

1 Claim, 4 Drawing Sheets



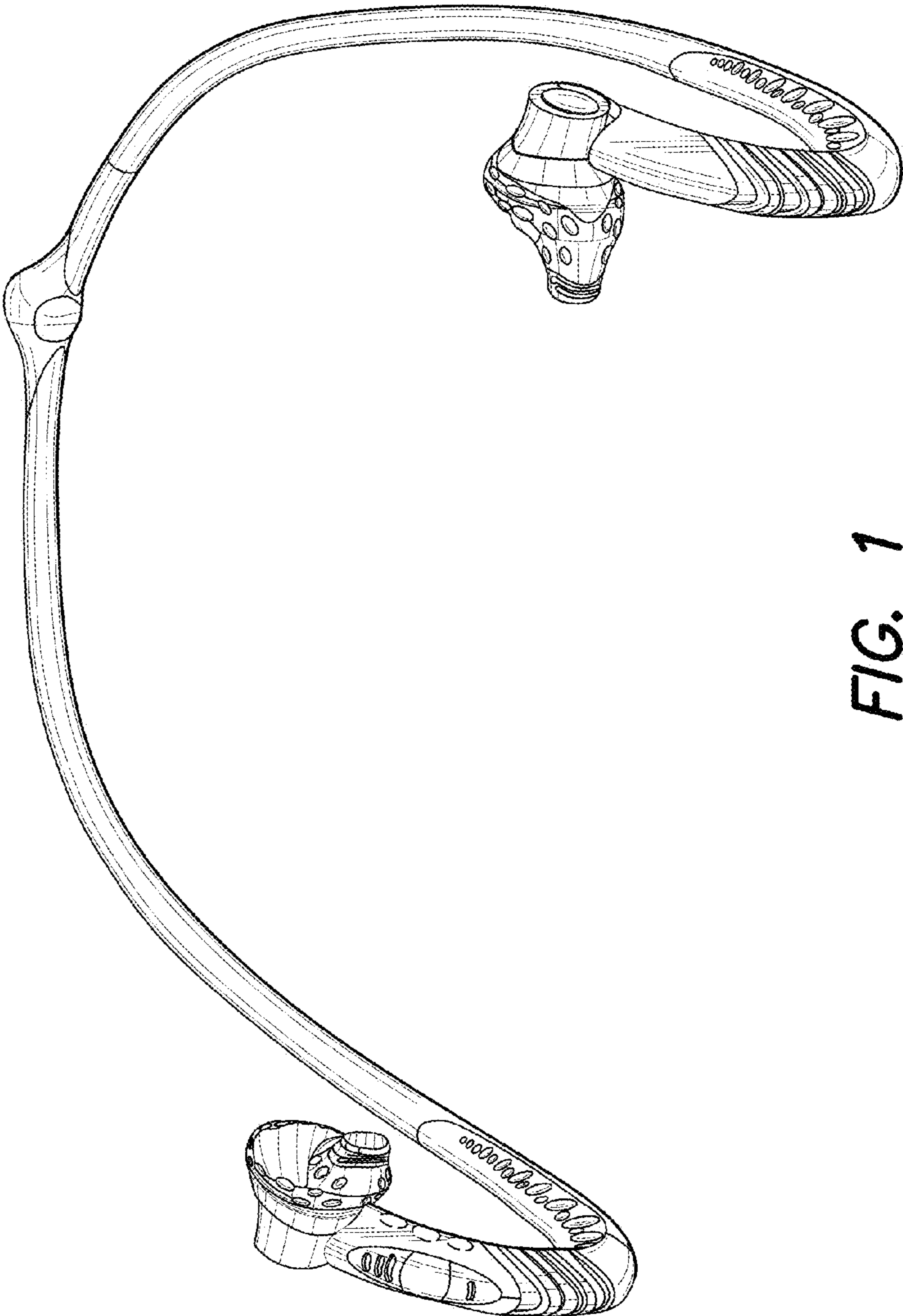


FIG. 1

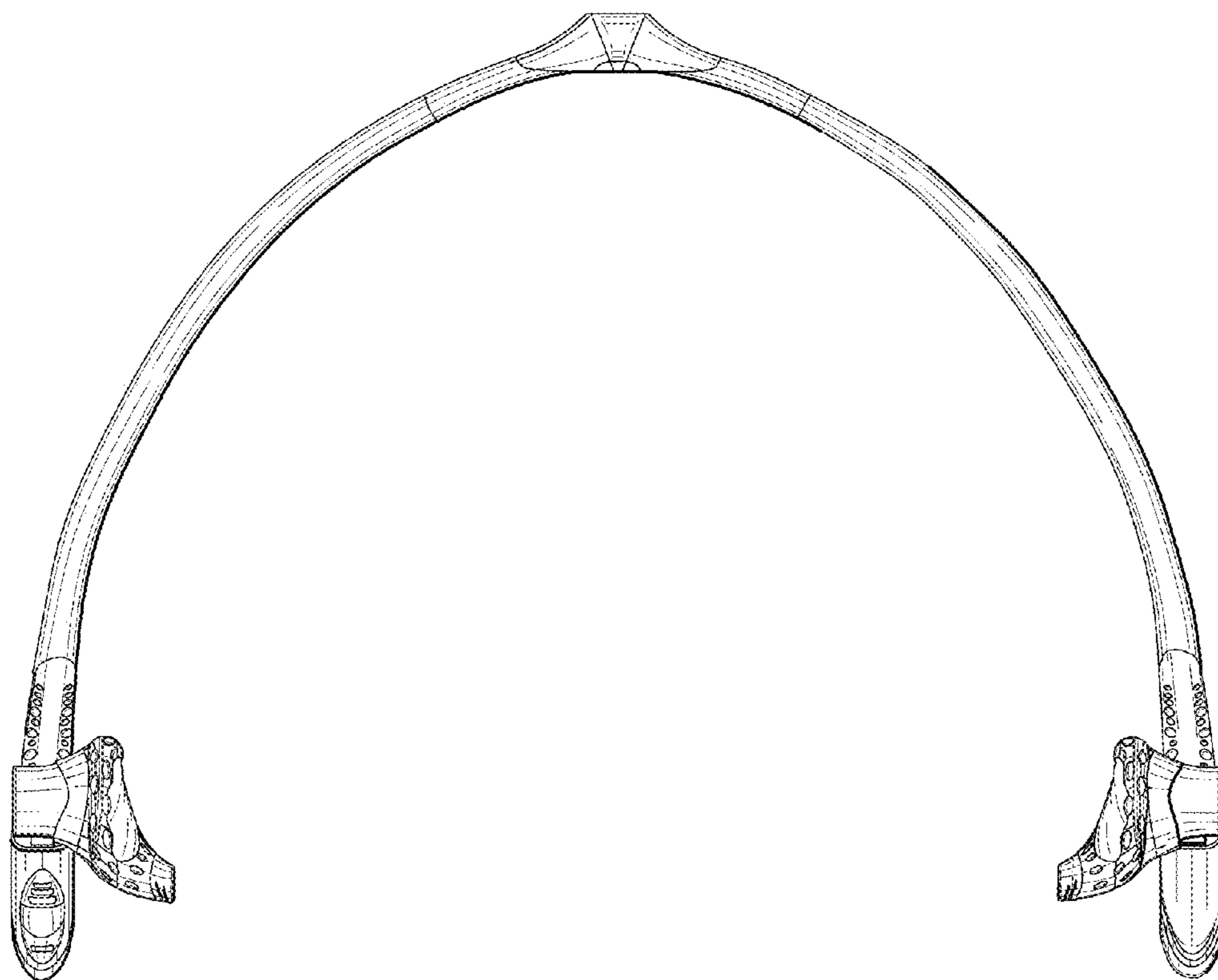


FIG. 2

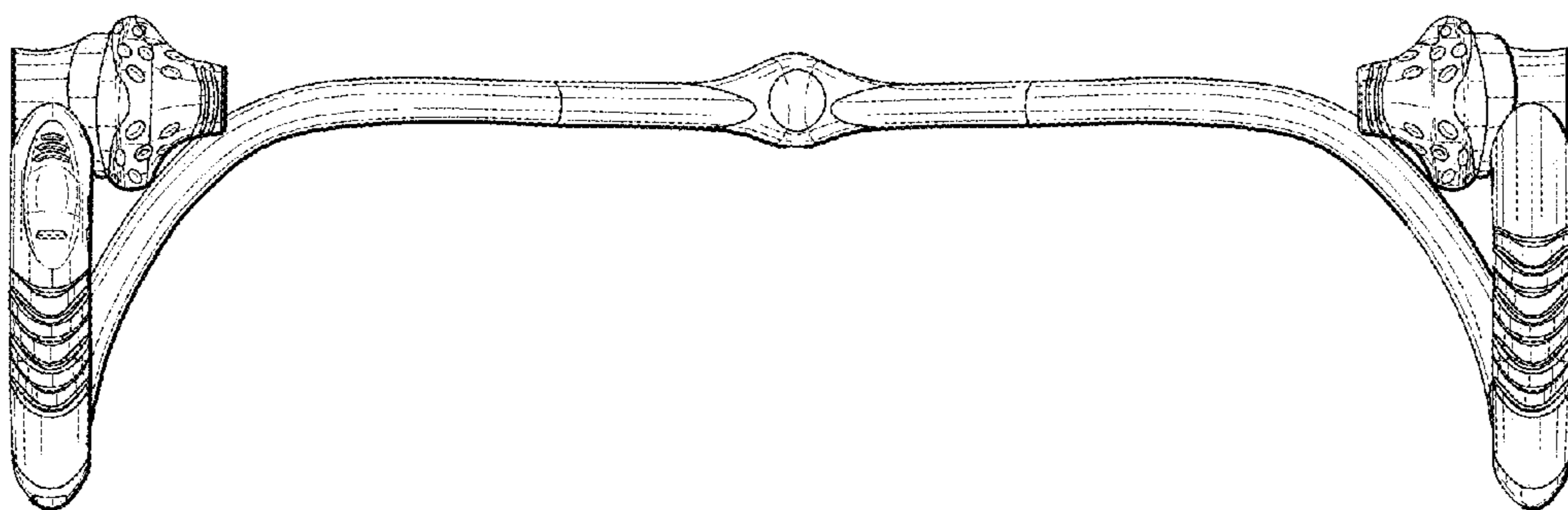


FIG. 3

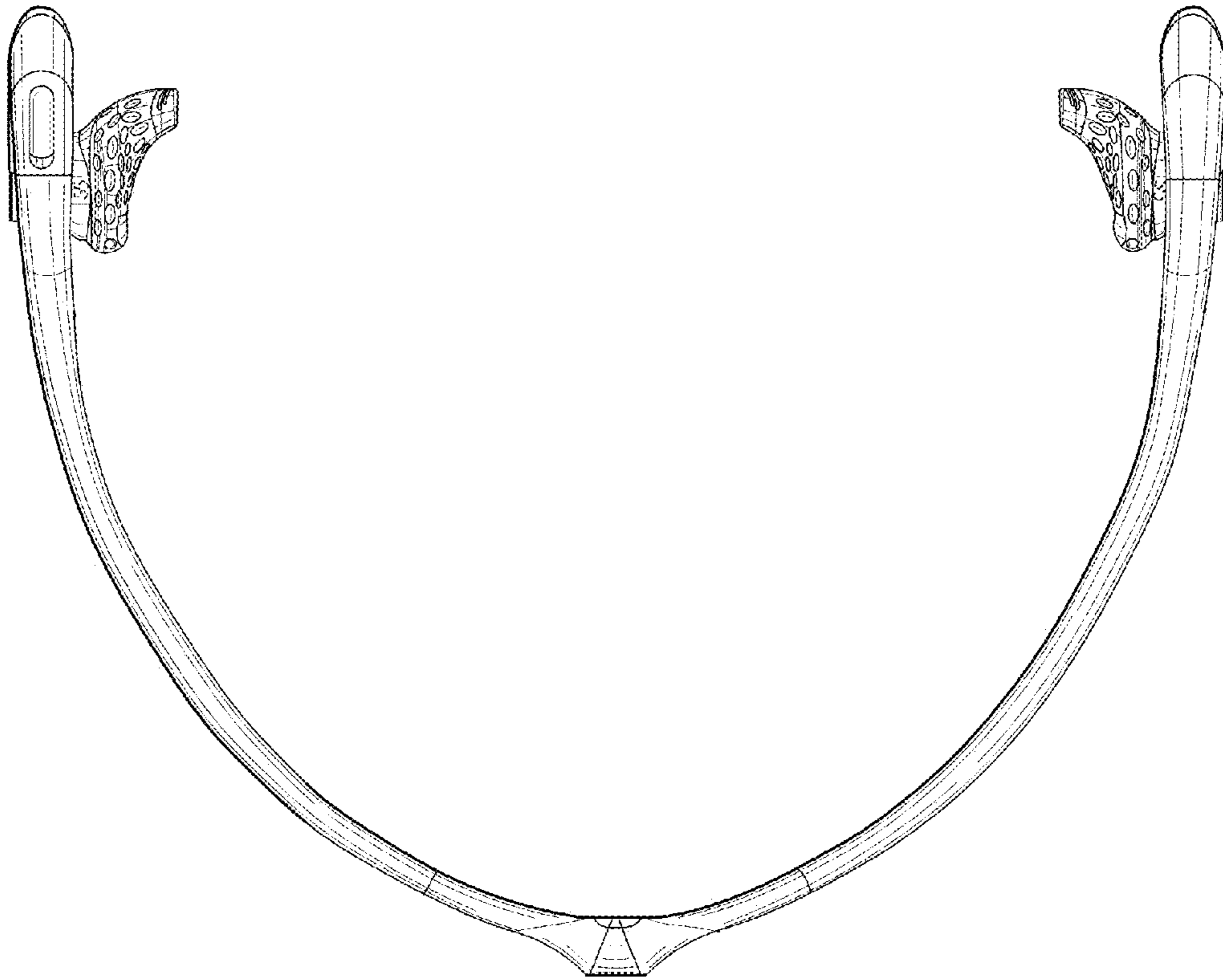


FIG. 4

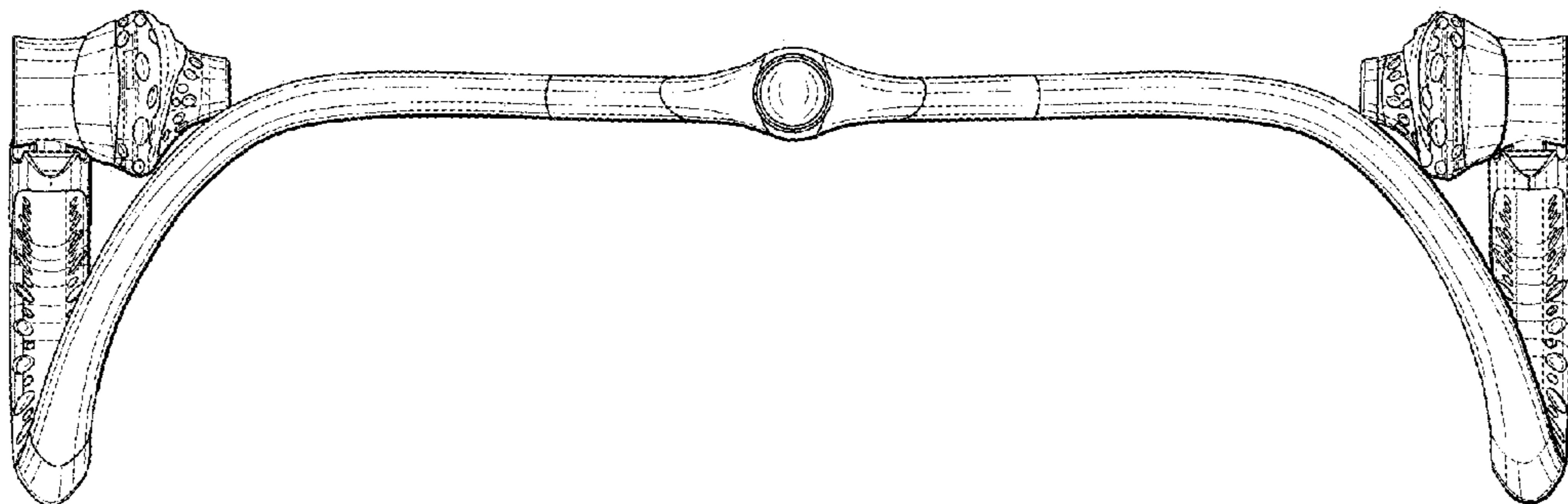


FIG. 5

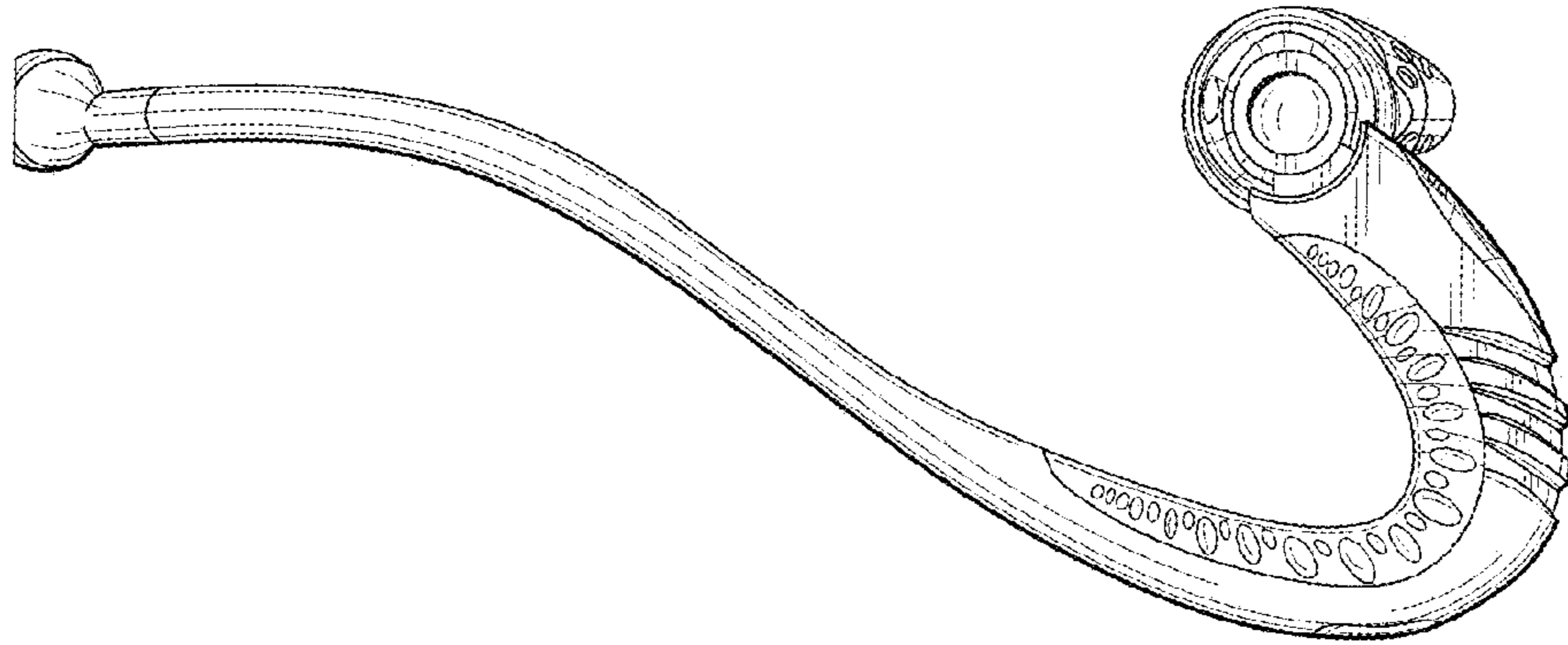


FIG. 6

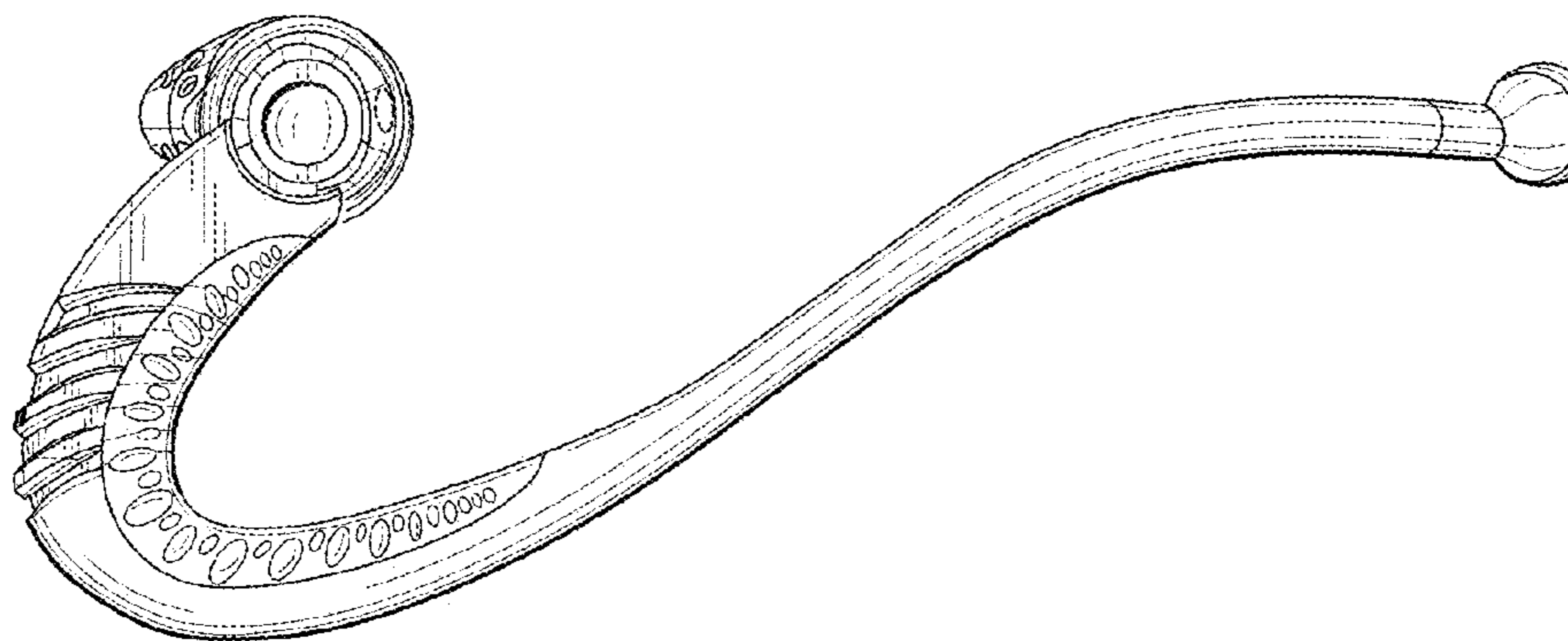


FIG. 7