



US00D678835S

(12) **United States Design Patent**
Sakamoto

(10) **Patent No.:** **US D678,835 S**

(45) **Date of Patent:** **** Mar. 26, 2013**

(54) **TUNING-FORK TYPE PIEZOELECTRIC
RESONATOR DEVICE**

(75) Inventor: **Yoshinobu Sakamoto**, Kakogawa (JP)

(73) Assignee: **Daishinku Corporation**, Kakogawa-Shi

(**) Term: **14 Years**

(21) Appl. No.: **29/393,613**

(22) Filed: **Jun. 7, 2011**

(30) **Foreign Application Priority Data**

May 9, 2011 (JP) 2011-010313

(51) **LOC (9) Cl.** **13-02**

(52) **U.S. Cl.** **D13/101**

(58) **Field of Classification Search** D13/101,
D13/118, 122, 184, 199; 73/504.02, 504.16;
310/344, 348, 367, 368, 370; 331/158, 315;
333/187-192

See application file for complete search history.

(56) **References Cited**

U.S. PATENT DOCUMENTS

3,697,766 A * 10/1972 Ganter et al. 310/348
5,712,524 A * 1/1998 Suga 310/328
D479,704 S * 9/2003 Namerikawa et al. D13/101
D493,135 S * 7/2004 Moler et al. D13/101

D496,330 S * 9/2004 Moler et al. D13/101
6,806,797 B2 * 10/2004 Kikushima 333/200
D512,085 S * 11/2005 Moler et al. D15/148
D520,940 S * 5/2006 Ogura D13/101
7,061,167 B2 * 6/2006 Yamada 310/370
7,863,803 B2 * 1/2011 Yamada et al. 310/370
D639,739 S * 6/2011 Lee et al. D13/122
2004/0155561 A1 * 8/2004 Tanaya et al. 310/370

* cited by examiner

Primary Examiner — Derrick Holland

(74) *Attorney, Agent, or Firm* — Marvin A. Motsenbocker;
Mots Law, PLLC

(57) **CLAIM**

The ornamental design for a tuning-fork type piezoelectric resonator device, as shown and described.

DESCRIPTION

FIG. 1 is a front view of a tuning-fork type piezoelectric resonator device;

FIG. 2 is a rear view thereof;

FIG. 3 is a top plan view thereof;

FIG. 4 is a bottom plan view thereof;

FIG. 5 is a right side view thereof;

FIG. 6 is a left side view thereof; and,

FIG. 7 is a front, right side perspective view thereof.

The broken lines shown represent unclaimed subject matter and form no part of the claimed design.

The long dash short dash line forms the boundary of the claimed design and forms no part of the claimed design.

1 Claim, 4 Drawing Sheets

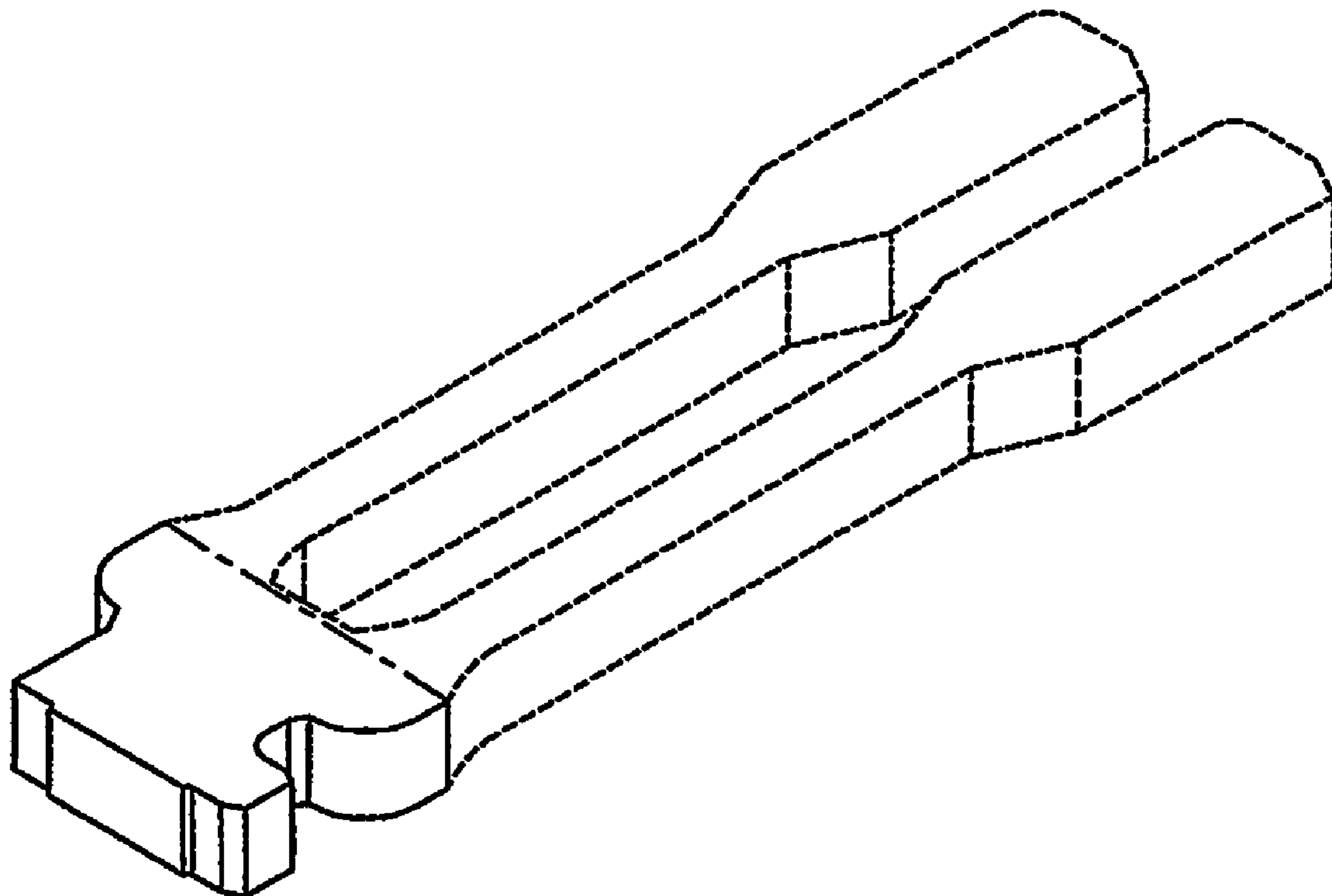


FIG.1




FIG.2




FIG.3



FIG.4



FIG.5



FIG.6



FIG. 7

