



US00D678830S

(12) **United States Design Patent**
Wang

(10) **Patent No.:** **US D678,830 S**

(45) **Date of Patent:** **** Mar. 26, 2013**

(54) **DISK WHEEL COVER**

(71) Applicant: **Chu-Li Wang**, Tainan (TW)

(72) Inventor: **Chu-Li Wang**, Tainan (TW)

(**) Term: **14 Years**

(21) Appl. No.: **29/435,077**

(22) Filed: **Oct. 19, 2012**

(51) **LOC (9) Cl.** **12-16**

(52) **U.S. Cl.** **D12/211; D12/204**

(58) **Field of Classification Search** **D12/204-213;**
301/37.101, 64.101, 65, 64.201
See application file for complete search history.

D634,689 S *	3/2011	Futschik et al.	D12/211
D635,907 S *	4/2011	Futschik et al.	D12/211
D638,340 S *	5/2011	Park	D12/209
D638,770 S *	5/2011	Chung	D12/211
D644,976 S *	9/2011	Nissl	D12/209
D659,068 S *	5/2012	Johnson	D12/211
D663,669 S *	7/2012	Baum	D12/209
D671,482 S *	11/2012	Nakamura	D12/211

* cited by examiner

Primary Examiner — Stacia Cadmus

(74) *Attorney, Agent, or Firm* — Bacon & Thomas, PLLC

(57) **CLAIM**

The ornamental designs for disk wheel cover, as shown and described.

DESCRIPTION

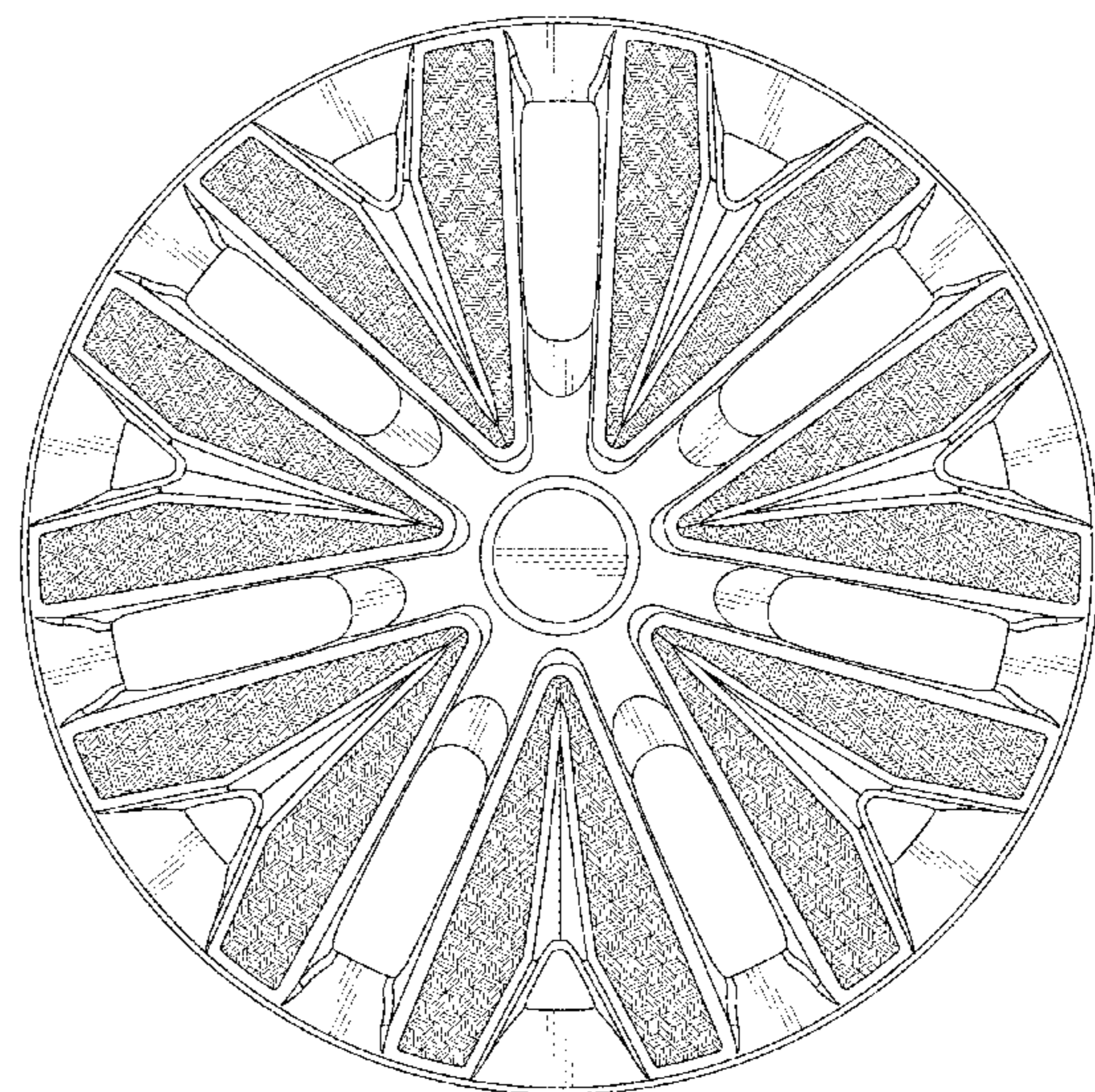
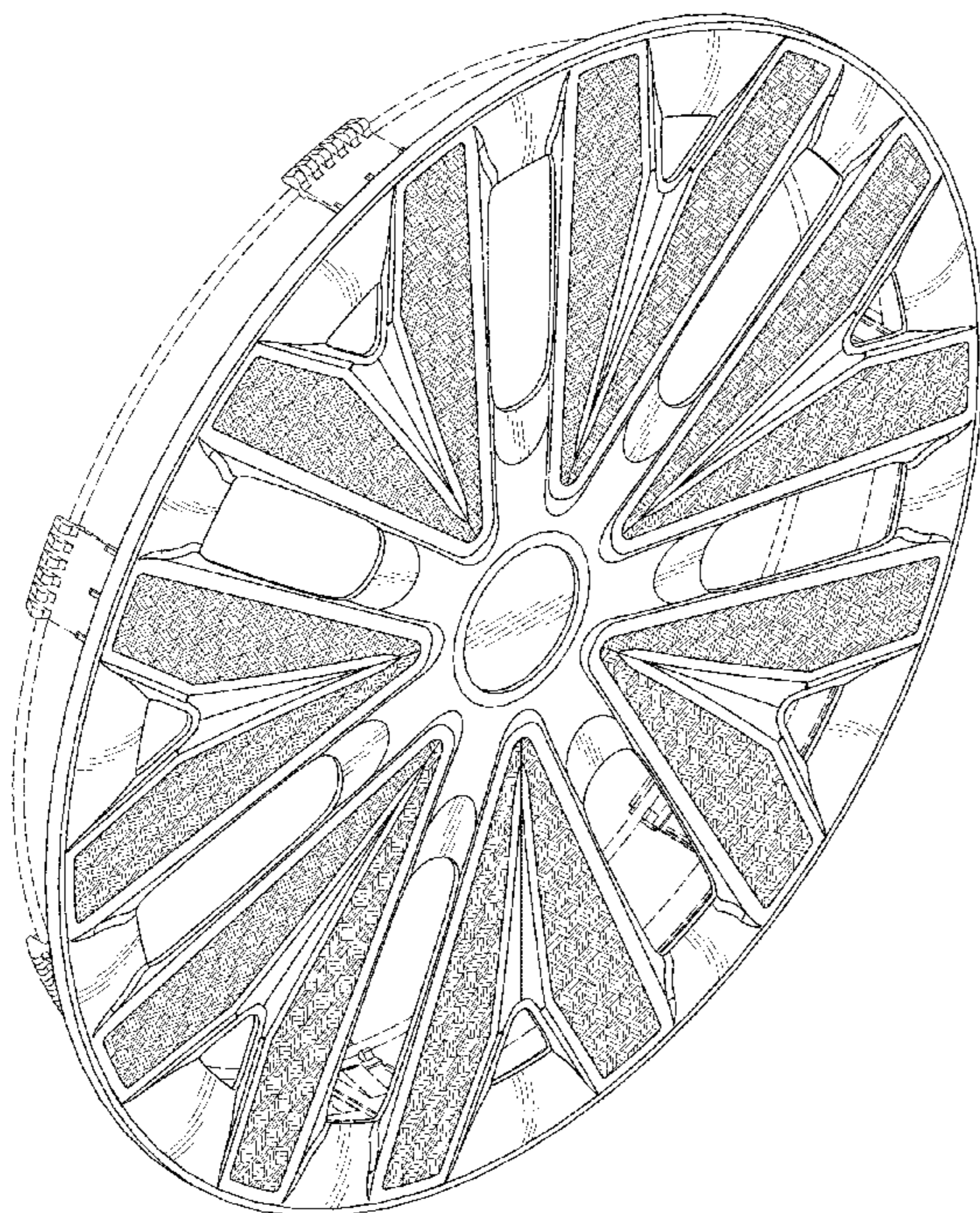
FIG. 1 is a perspective view of a disk wheel cover showing my first new design; FIG. 2 is a front elevational view thereof; and, FIG. 3 is a partial (elemental) enlarged view thereof. The broken line showing of the rear of the wheel is included for the purpose of illustrating environment and forms no part of the claimed design. The dash dot line on either side of the partial view in FIG. 3 is for the purpose of illustrating the boundary of the claimed design and forms no part thereof.

1 Claim, 3 Drawing Sheets

(56) **References Cited**

U.S. PATENT DOCUMENTS

D422,959 S *	4/2000	Hussaini et al.	D12/211
D461,442 S *	8/2002	Kataoka	D12/211
D532,739 S *	11/2006	Ettensberger	D12/211
D535,605 S *	1/2007	Guevara	D12/211
D547,251 S *	7/2007	Baum	D12/209
D581,853 S *	12/2008	Rak	D12/211
D589,428 S *	3/2009	Scheu	D12/211
D590,313 S *	4/2009	Baum	D12/209
D597,464 S *	8/2009	Truebsbach	D12/211
D608,710 S *	1/2010	Nissl	D12/209
D613,658 S *	4/2010	Cortes	D12/209



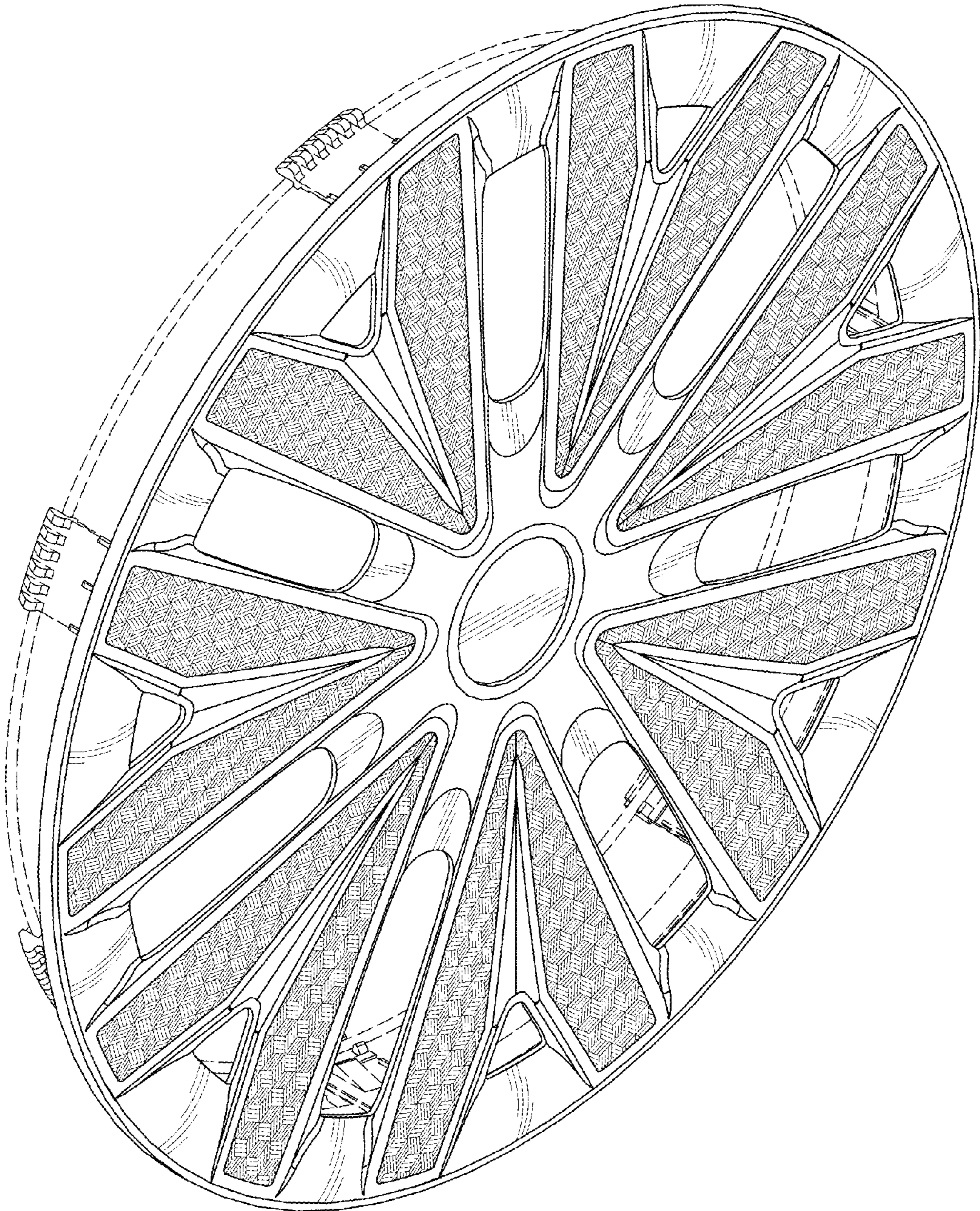


FIG. 1




FIG. 2

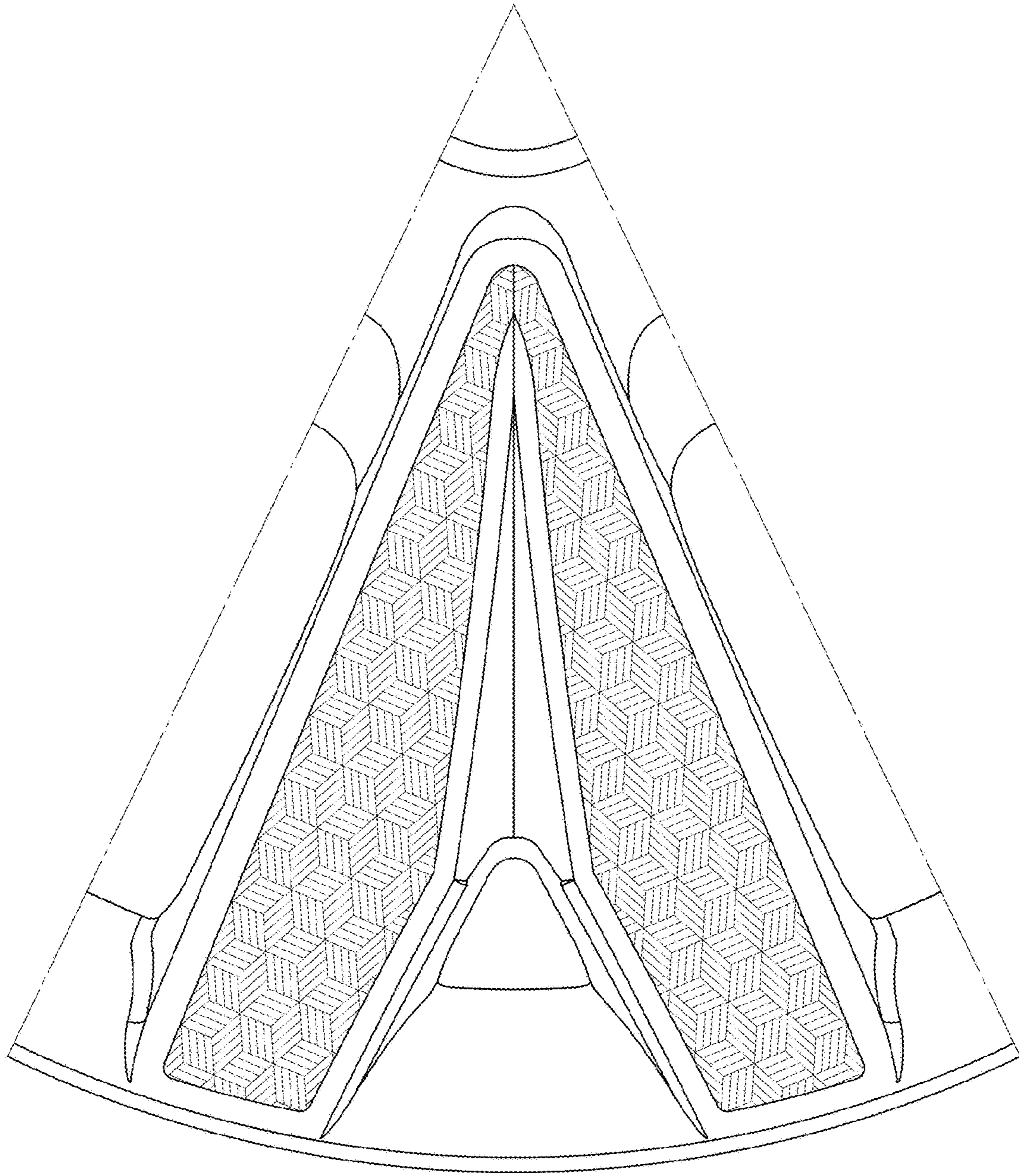


FIG. 3