



US00D678821S

(12) **United States Design Patent**  
**Ikeda et al.**

(10) **Patent No.:** **US D678,821 S**  
(45) **Date of Patent:** **\*\* Mar. 26, 2013**

(54) **VEHICLE BODY**

(75) Inventors: **Morio Ikeda**, Sao Paulo (BR); **Luiz Felipe Dias**, Sao Caetano Do Sul (BR); **Pedro Mario Alberto Guarinon**, Santo Andre (BR)

(73) Assignee: **GM Global Technology Operations LLC**, Detroit, MI (US)

(\*\*) Term: **14 Years**

(21) Appl. No.: **29/406,041**

(22) Filed: **Nov. 9, 2011**

(51) **LOC (9) Cl.** ..... **12-08**

(52) **U.S. Cl.** ..... **D12/91**

(58) **Field of Classification Search** ..... D12/86,  
D12/90-92, 88; D21/424, 433, 434; 296/181.1,  
296/181.5

See application file for complete search history.

(56) **References Cited**

**U.S. PATENT DOCUMENTS**

D605,978 S	12/2009	Wolff et al.	
D608,690 S	1/2010	Folden et al.	
D608,691 S	1/2010	Zak, Jr. et al.	
D613,645 S	4/2010	Song et al.	
D639,710 S *	6/2011	Kim	D12/91
D644,147 S *	8/2011	Suh et al.	D12/91
D651,942 S *	1/2012	Cho	D12/91
D651,943 S *	1/2012	Stolfo et al.	D12/91

**OTHER PUBLICATIONS**

U.S. Appl. No. 29/406,032, filed Nov. 9, 2011; First Named Inventor: In Ho Song; Title: Vehicle Body.

\* cited by examiner

*Primary Examiner* — Melody N Brown

(74) *Attorney, Agent, or Firm* — Reising Ethington P.C.; Lionel D. Anderson

(57) **CLAIM**

The ornamental design for a vehicle body, as shown and described.

**DESCRIPTION**

FIG. 1 is a front view of a vehicle body showing the new design;

FIG. 2 is a left front perspective view thereof;

FIG. 3 is a left side view thereof;

FIG. 4 is a right side view thereof;


FIG. 5 is a top view thereof;

FIG. 6 is a left rear perspective view thereof; and,

FIG. 7 is a rear view thereof.

In the drawings, the elements shown in broken lines are for illustrative purposes only and form no part of the claimed design.

**1 Claim, 7 Drawing Sheets**






Fig-1




Fig-2

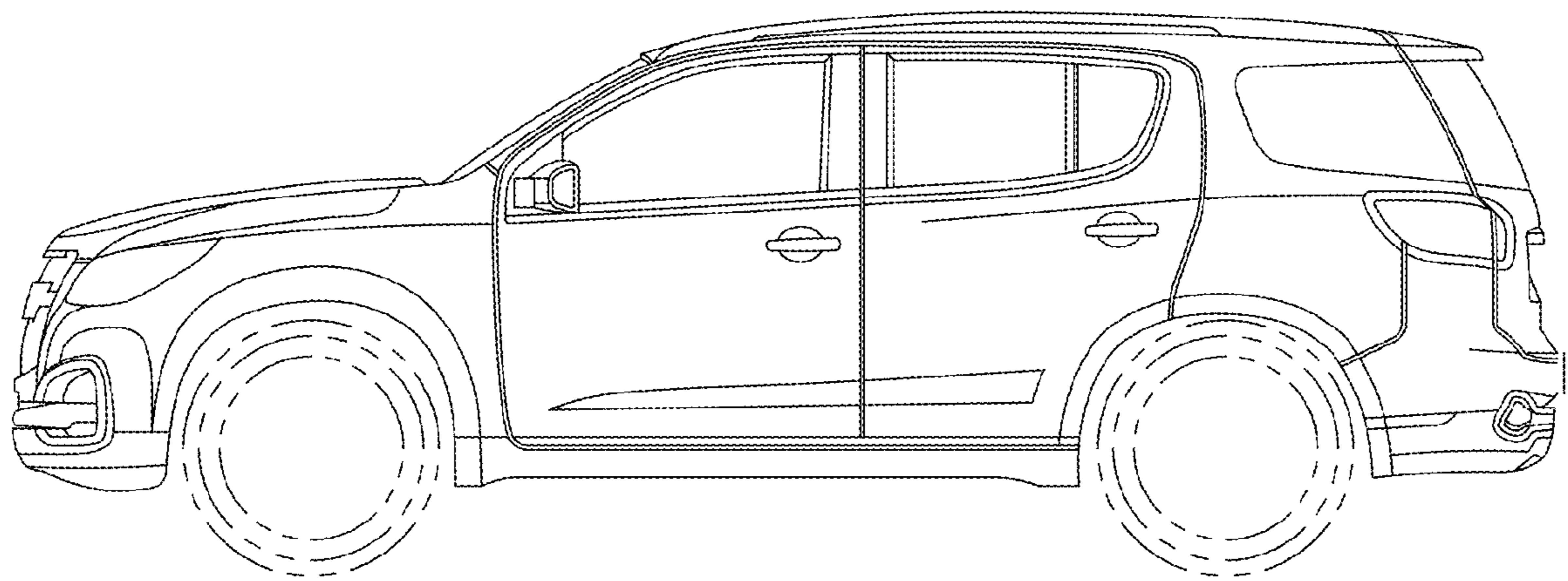


Fig-3

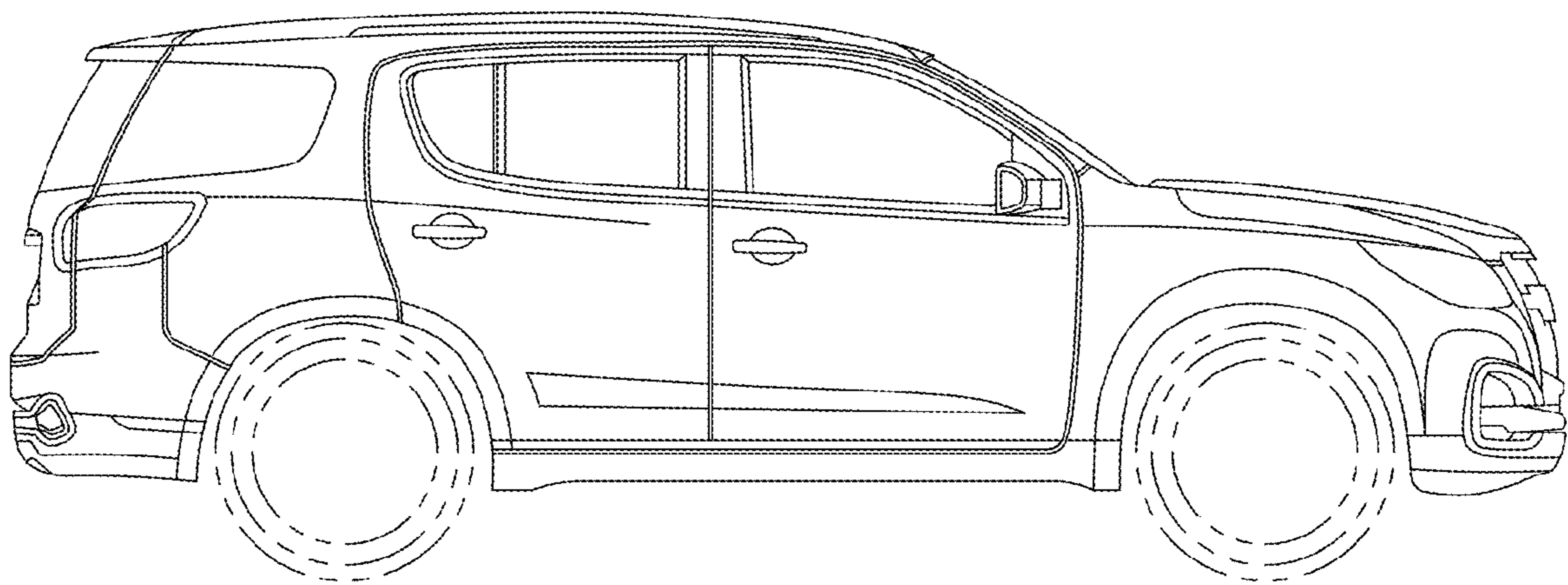


Fig-4



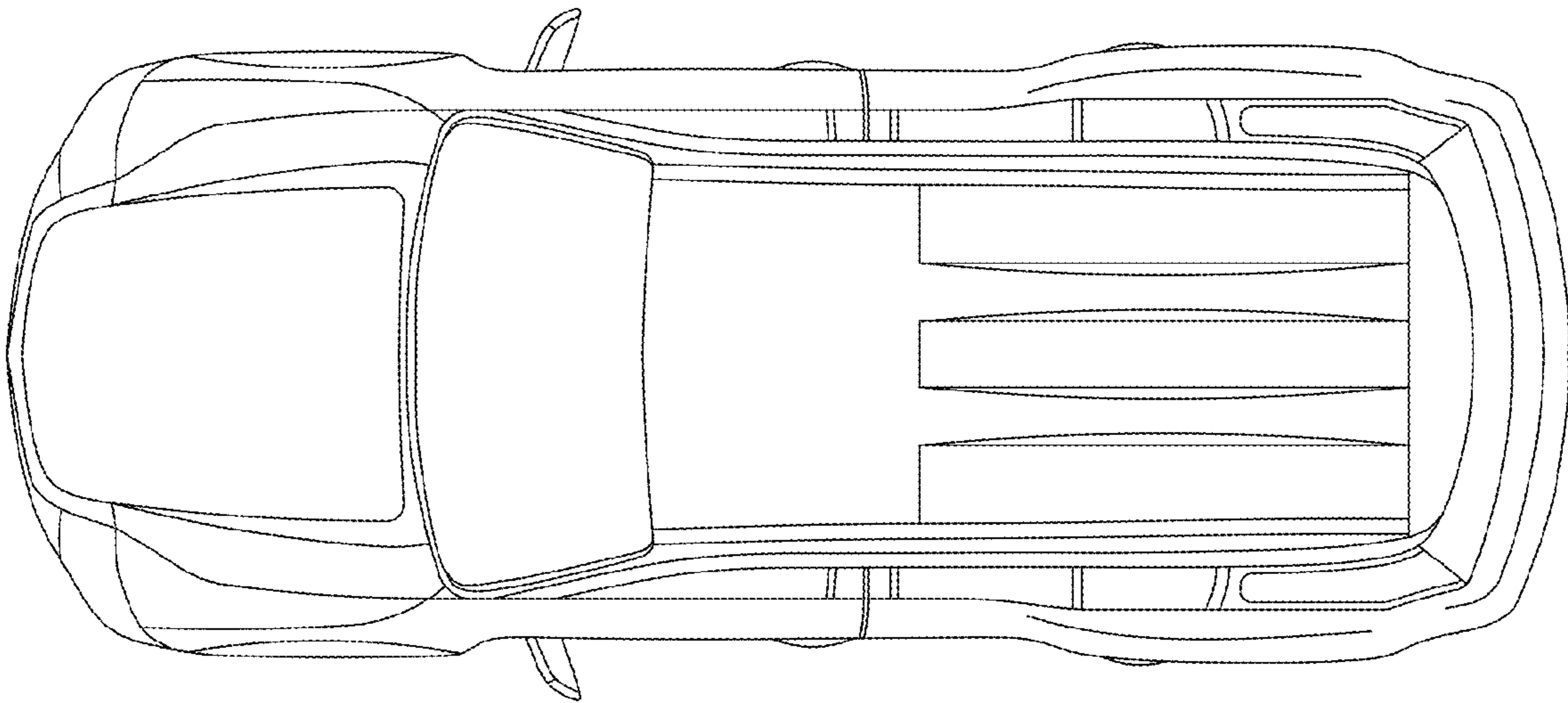


Fig-5




Fig-6




Fig-7