



US00D678801S

(12) **United States Design Patent**  
**Takahashi**

(10) **Patent No.:** **US D678,801 S**  
(45) **Date of Patent:** **\*\* Mar. 26, 2013**

(54) **RING**

(75) Inventor: **Masaki Takahashi**, Tokyo (JP)

(73) Assignee: **Mokumeganeya Co., Ltd.**, Tokyo (JP)

(\*\*) Term: **14 Years**

(21) Appl. No.: **29/427,179**

(22) Filed: **Jul. 16, 2012**

(30) **Foreign Application Priority Data**

Jan. 17, 2012 (JP) ..... 2012-000782

(51) **LOC (9) Cl.** ..... **11-01**

(52) **U.S. Cl.** ..... **D11/37**

(58) **Field of Classification Search** ..... D11/2-6,  
D11/26-39; 63/3, 3.1, 3.2, 15, 15.1-15.4,  
63/15.45, 15.5, 15.6, 15.65

See application file for complete search history.

(56) **References Cited**

**U.S. PATENT DOCUMENTS**

D140,003 S *	1/1945	Lieber	.....	D11/37
D235,367 S *	6/1975	Yevick	.....	D11/30
D267,788 S *	2/1983	Bulgari	.....	D11/5
D273,282 S *	4/1984	Matt	.....	D11/30
D313,369 S *	1/1991	Bulgari	.....	D11/38
D332,418 S *	1/1993	Bulgari	.....	D11/4
D340,421 S *	10/1993	Bulgari	.....	D11/27
D342,916 S *	1/1994	Giralt	.....	D11/30
D445,717 S *	7/2001	Haquet	.....	D11/27
D618,578 S *	6/2010	Takahashi	.....	D11/37
D618,579 S *	6/2010	Takahashi	.....	D11/37
D618,581 S *	6/2010	Takahashi	.....	D11/37
D619,029 S *	7/2010	Takahashi	.....	D11/37
D625,217 S *	10/2010	Hardy	.....	D11/26
D625,218 S *	10/2010	Hardy	.....	D11/26
D653,149 S *	1/2012	Behar et al.	.....	D11/5
D659,579 S *	5/2012	Hill et al.	.....	D11/3
D662,434 S *	6/2012	Hill et al.	.....	D11/3

**FOREIGN PATENT DOCUMENTS**

EM 000791868-006 \* 6/2007

**OTHER PUBLICATIONS**

Online. Web page accessed Nov. 1, 2012. <http://en.red-dot.org/pdf/10-1165-2012-1.jpg>.\*

Online. Web page accessed Nov. 1, 2012. <http://greenwich.blob.core.windows.net/media/images/2c74f48a5bc94cef850ef3c0d7ca2664-1000x1000.png>.\*

Online. Web page accessed Nov. 1, 2012. <http://www.mokumegane.co.jp/news/NEJIRU.jpg>.\*

Online. Web page accessed Nov. 1, 2012. [http://www.propose-ring.jp/brand/assets\\_c/2009/12/M306-thumb-540x370-133.jpg](http://www.propose-ring.jp/brand/assets_c/2009/12/M306-thumb-540x370-133.jpg).\*

Online. Web page accessed Nov. 1, 2012. [http://www.propose-ring.jp/brand/assets\\_c/2009/12/M401-thumb-540x370-134.jpg](http://www.propose-ring.jp/brand/assets_c/2009/12/M401-thumb-540x370-134.jpg).\*

\* cited by examiner

*Primary Examiner* — Jennifer Rivard

*Assistant Examiner* — Melanie Pellegrini

(74) *Attorney, Agent, or Firm* — Cermak Nakajima LLP;  
Tomoko Nakajima

(57) **CLAIM**

The ornamental design for a ring, as shown.

**DESCRIPTION**

FIG. 1 is a front elevational view of a ring showing my new design;

FIG. 2 is a rear elevational view thereof;

FIG. 3 is a top plan view thereof;

FIG. 4 is a bottom plan view thereof;

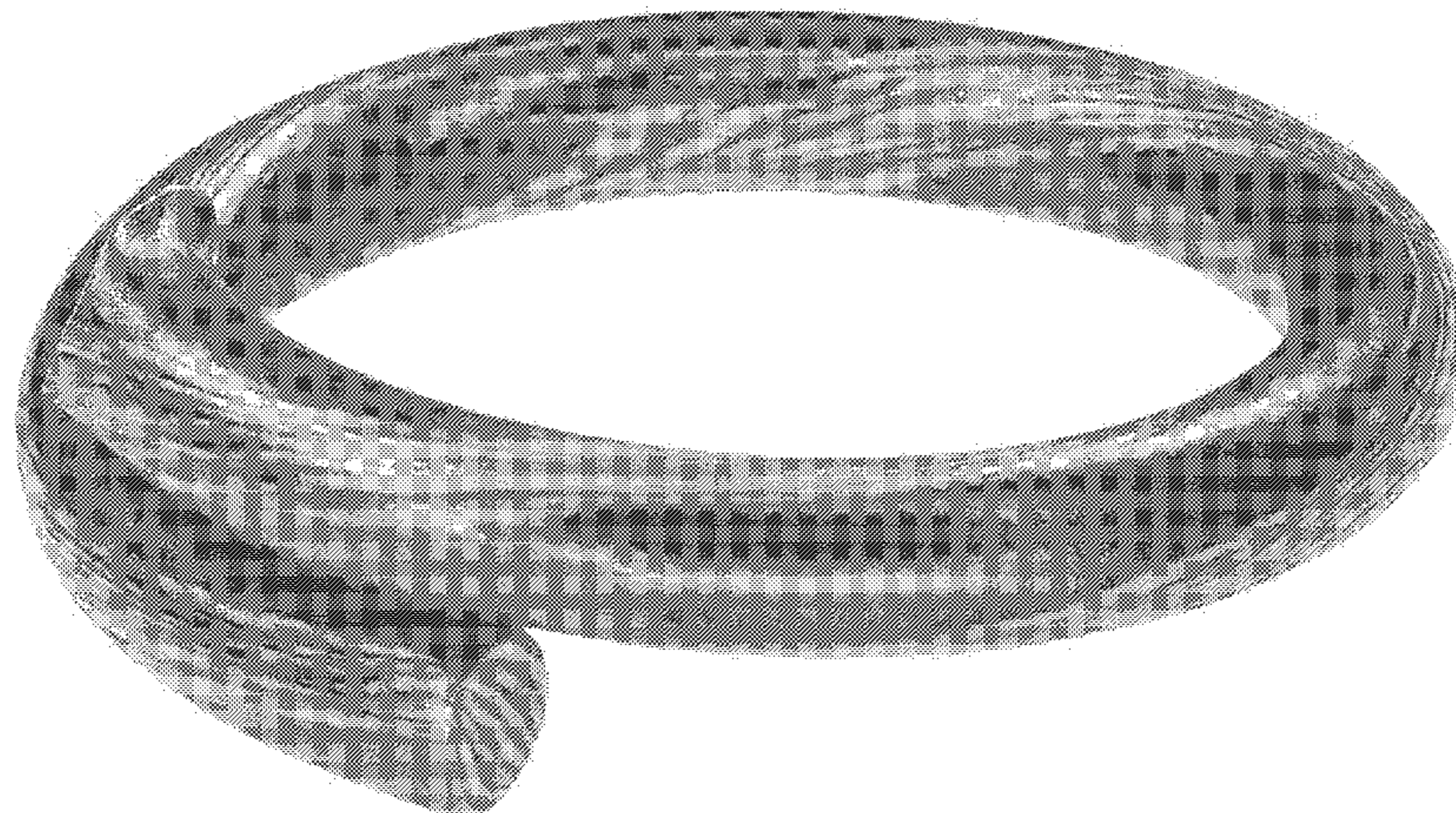
FIG. 5 is a right side elevational view thereof;

FIG. 6 is a left side elevational view thereof;

FIG. 7 is a front top perspective view thereof; and,

FIG. 8 is a rear top perspective view thereof.

**1 Claim, 8 Drawing Sheets**






FIG.1




FIG.2




FIG.3




FIG.4




FIG.5




FIG.6




FIG.7






FIG.8