



US00D678795S

(12) **United States Design Patent**
Saikawa et al.

(10) **Patent No.:** **US D678,795 S**
(45) **Date of Patent:** **** Mar. 26, 2013**

(54) **CONTROL PANEL FOR ELEVATOR**

(75) Inventors: **Yoshinori Saikawa**, Chiyoda-ku (JP);
Toshihisa Ogura, Chiyoda-ku (JP);
Hiroshi Okuda, Chiyoda-ku (JP); **Eiji Yuasa**, Chiyoda-ku (JP)

(73) Assignee: **Mitsubishi Electric Corporation**,
Tokyo (JP)

(**) Term: **14 Years**

(21) Appl. No.: **29/400,558**

(22) Filed: **Aug. 30, 2011**

(30) **Foreign Application Priority Data**

Apr. 13, 2011 (JP) 2011-008451
Apr. 13, 2011 (JP) 2011-008452
Apr. 13, 2011 (JP) 2011-008453
Apr. 13, 2011 (JP) 2011-008454

(51) **LOC (9) Cl.** **10-05**

(52) **U.S. Cl.** **D10/108; D13/164**

(58) **Field of Classification Search** D13/162,
D13/164; D10/108, 106.95; D14/388, 390;
187/380, 395, 396, 397

See application file for complete search history.

(56) **References Cited**

U.S. PATENT DOCUMENTS

D214,705 S * 7/1969 Morrison D10/108
4,149,614 A * 4/1979 Mandel et al. 187/397
D267,870 S * 2/1983 Bevilaqua et al. D13/164
D268,668 S * 4/1983 Bevilaqua et al. D13/164
D283,687 S * 5/1986 Walser D10/108
D327,856 S * 7/1992 Loew et al. D10/106.95
D363,247 S * 10/1995 Raymond D10/108
5,507,366 A * 4/1996 Huang 187/395
5,679,934 A * 10/1997 Juntunen et al. 187/395
D392,907 S * 3/1998 Buckley, III D10/108
5,821,479 A * 10/1998 Kondo et al. 187/395
5,969,306 A * 10/1999 Velauthapillai et al. 187/395
6,029,778 A * 2/2000 Lacarte Estallo 187/414
6,161,654 A * 12/2000 Sirigu et al. 187/391

6,321,877 B2 * 11/2001 Yamakawa 187/391
6,845,850 B1 * 1/2005 Schneck 187/395
6,997,288 B2 * 2/2006 Kakko et al. 187/391
7,021,428 B2 * 4/2006 Han et al. 187/395
7,040,458 B2 * 5/2006 Forsythe et al. 187/396
D533,894 S * 12/2006 Chan D18/7
7,284,639 B2 * 10/2007 Sasaki et al. 187/395
7,404,470 B2 * 7/2008 Felder et al. 187/395
7,445,090 B2 * 11/2008 Bodmer et al. 187/391
D589,832 S * 4/2009 Ogura et al. D10/108
D596,977 S * 7/2009 Ogura et al. D10/108
D598,396 S * 8/2009 Lee D13/162
D615,896 S * 5/2010 Rusanen et al. D10/108
D620,455 S * 7/2010 Teixeira Pinto Dias D13/164
D620,457 S * 7/2010 Maurer et al. D13/177
8,096,388 B2 * 1/2012 Nakamura 187/391

(Continued)

Primary Examiner — Selina Sikder

(74) *Attorney, Agent, or Firm* — Sughrue Mion, PLLC

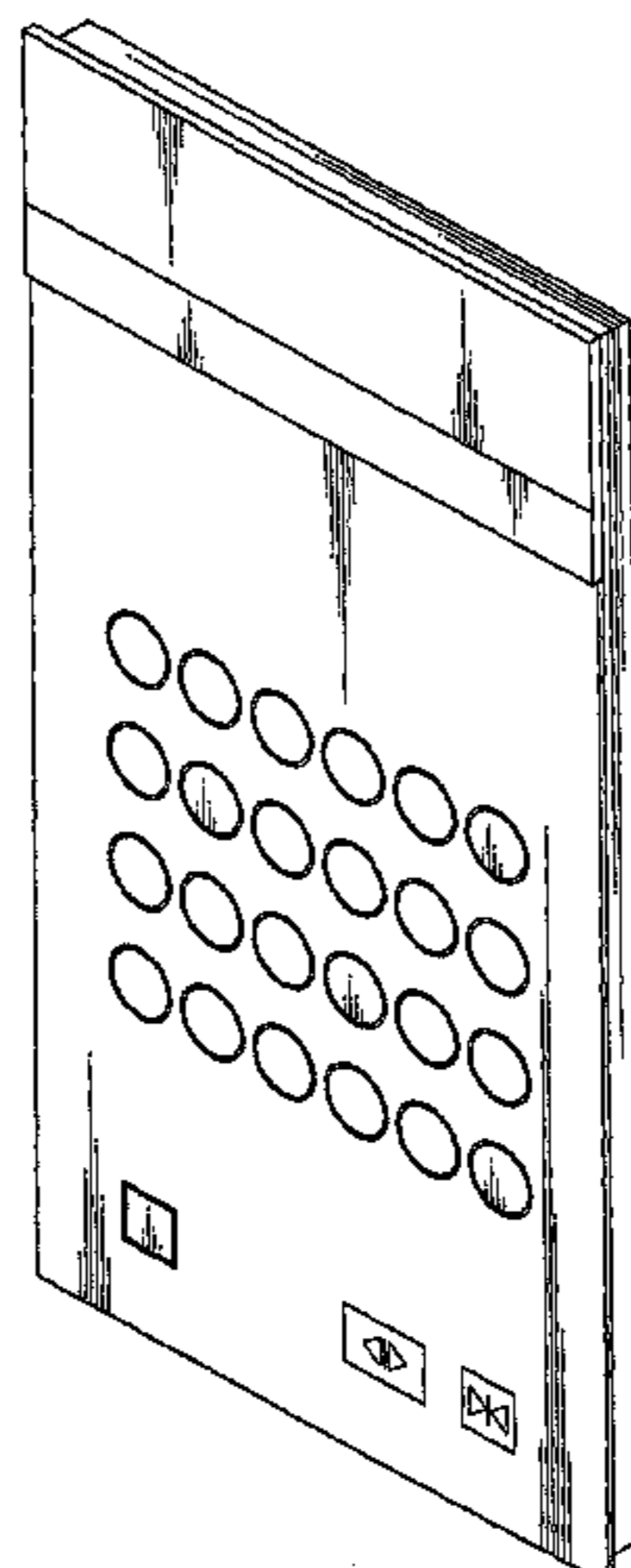
(57) **CLAIM**

The ornamental design for a control panel for elevator, as shown and described.

DESCRIPTION

FIG. 1 is a front, top and right side perspective view of a control panel for elevator, showing our new design;
FIG. 2 is a front elevational view thereof;
FIG. 3 is a rear elevational view thereof;
FIG. 4 is a right side elevational view thereof;
FIG. 5 is a top plan view thereof;
FIG. 6 is a bottom plan view thereof;
FIG. 7 is an enlarged cross-sectional view thereof; taken along line 7-7 of FIG. 2, with the internal system omitted;
FIG. 8 is a reference view showing in use thereof;
FIG. 9 is an alternate front elevation view of embodiment one thereof;
FIG. 10 is an another alternate front elevation view of embodiment one thereof; and,
FIG. 11 is yet another alternate front elevation view of embodiment one thereof.
The broken lines shown in FIG. 8 view are for the purpose of illustrating environmental structure and form no part of the claimed design.

1 Claim, 8 Drawing Sheets



US D678,795 S

Page 2

U.S. PATENT DOCUMENTS

2003/0164267	A1*	9/2003	Hikita	187/391	2006/0054421	A1*	3/2006	Ikeda	187/395
2004/0245052	A1*	12/2004	Felder	187/395	2011/0024240	A1*	2/2011	Rusanen et al.	187/395
2005/0224297	A1*	10/2005	Felder et al.	187/395					

* cited by examiner

Fig. 1

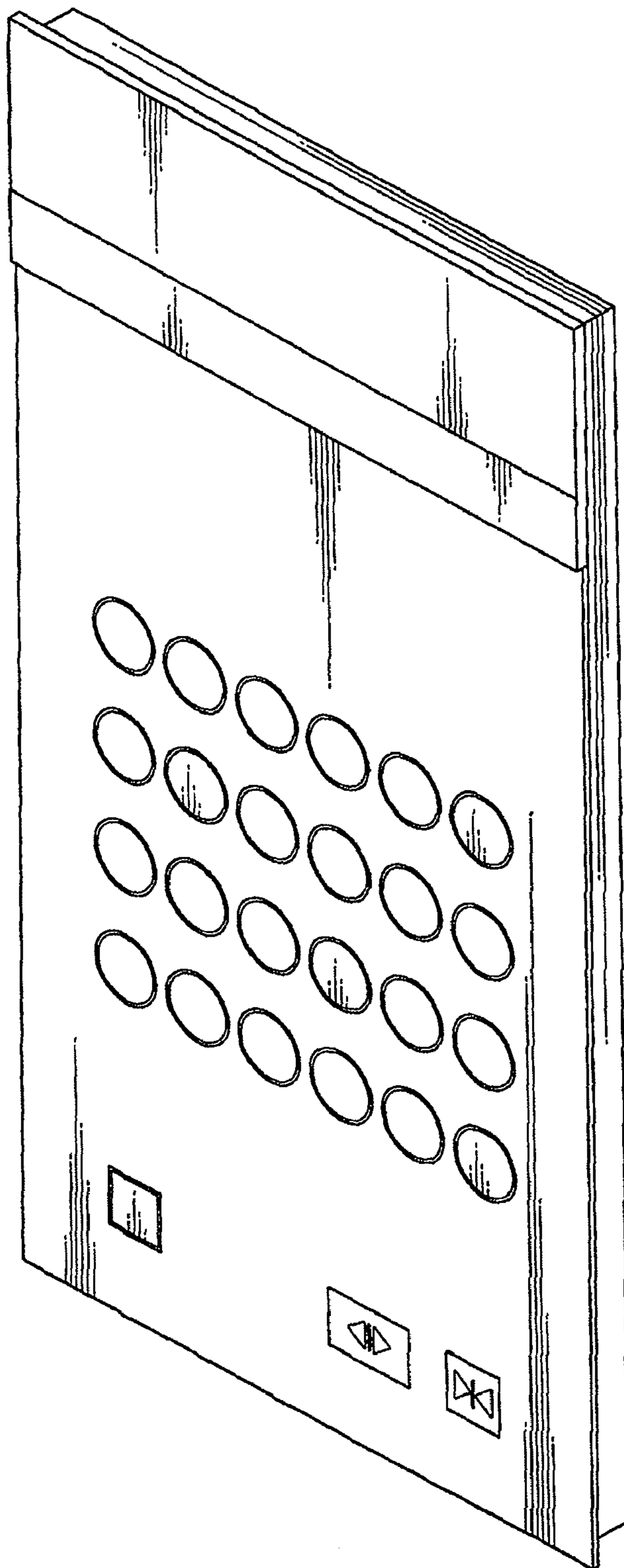


Fig. 2

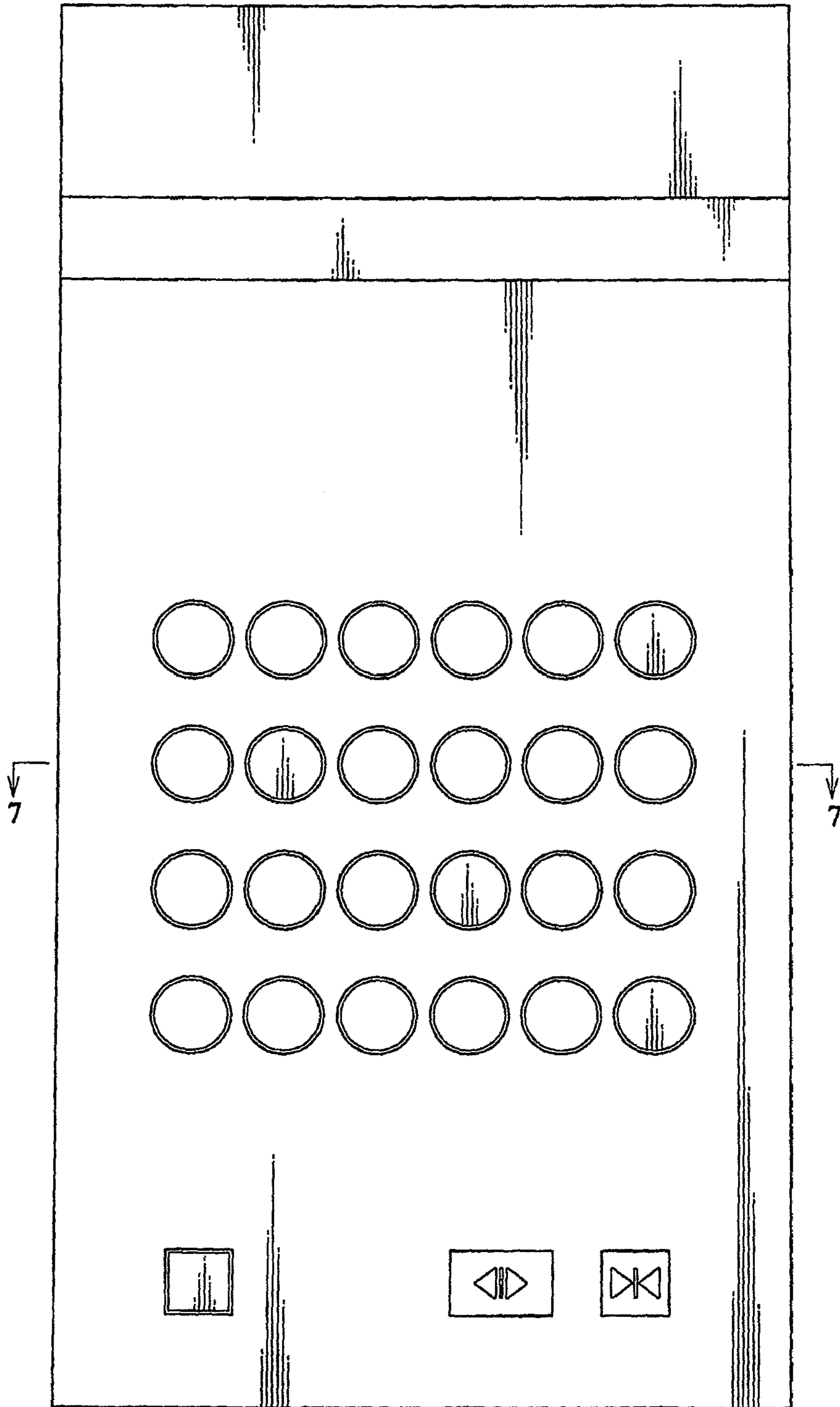


Fig. 3




Fig. 4



Fig. 5



Fig. 6



Fig. 7




Fig. 8

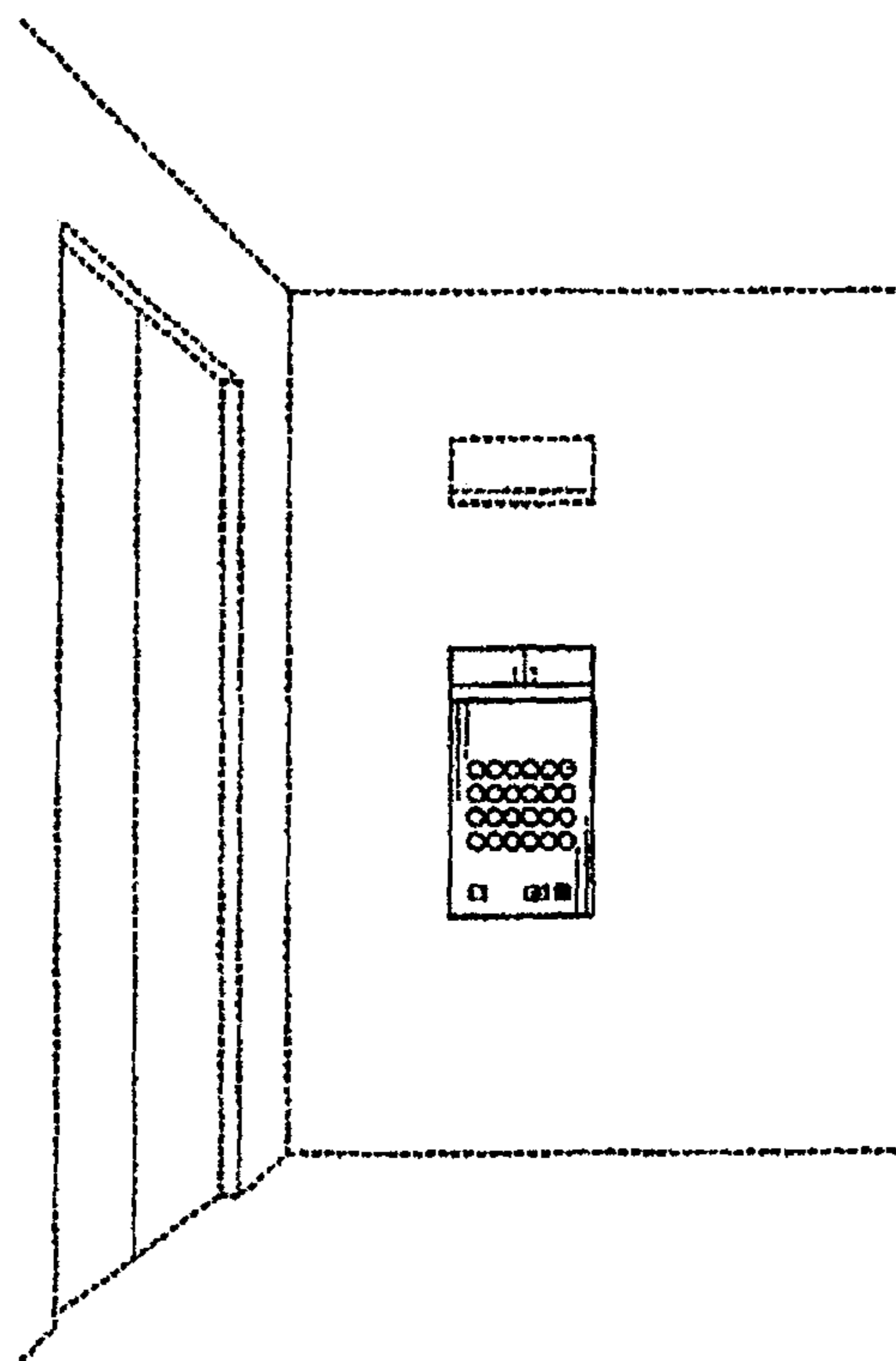


Fig. 9




Fig. 10

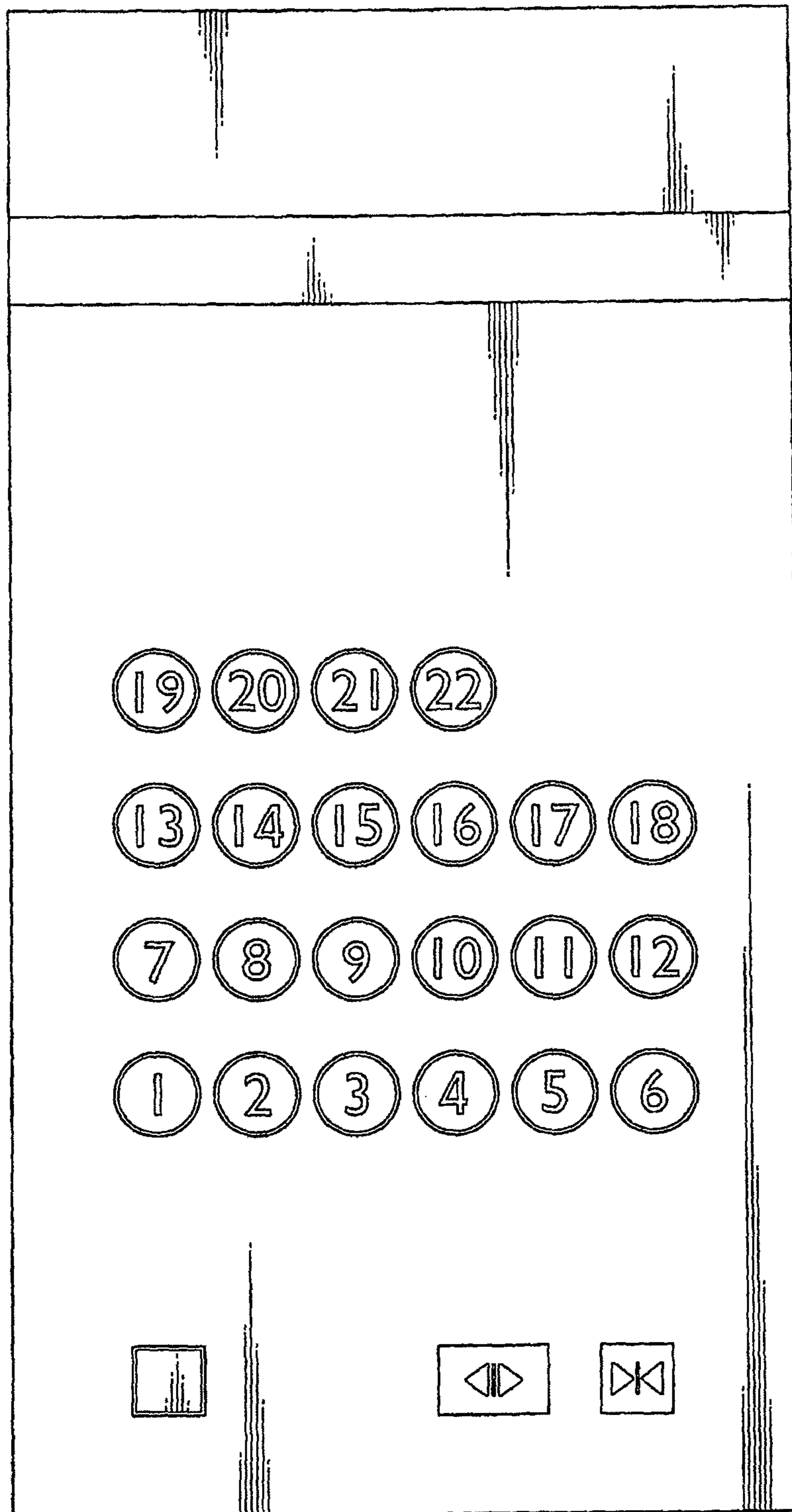


Fig. 11

