



US00D678785S

(12) **United States Design Patent**  
**Rochat**

(10) **Patent No.:** **US D678,785 S**

(45) **Date of Patent:** **\*\* Mar. 26, 2013**

(54) **WATCH**

(75) **Inventor:** **Sabine Rochat**, Versoix (CH)

(73) **Assignee:** **Richemont International SA**,  
Villars-sur-Glane (CH)

(\*\*) **Term:** **14 Years**

(21) **Appl. No.:** **29/389,615**

(22) **Filed:** **Apr. 14, 2011**

(30) **Foreign Application Priority Data**

Oct. 14, 2010 (WO) ..... DM/074 602

(51) **LOC (9) Cl.** ..... **10-02**

(52) **U.S. Cl.** ..... **D10/39**

(58) **Field of Classification Search** ..... D10/30-39,  
D10/122-132; 368/276, 281, 282, 285  
See application file for complete search history.

(56) **References Cited**

**U.S. PATENT DOCUMENTS**

D352,471 S *	11/1994	Besson	.....	D10/39
D356,041 S *	3/1995	Bulgari	.....	D10/39
D403,248 S *	12/1998	Magninat	.....	D10/30
D403,599 S *	1/1999	Emmenegger	.....	D10/39
D410,198 S *	5/1999	Hysek	.....	D10/30
D421,918 S *	3/2000	Bodino	.....	D10/32
D421,919 S *	3/2000	Bodino	.....	D10/32
D434,335 S *	11/2000	Amstutz	.....	D10/32
D439,525 S *	3/2001	Versace	.....	D10/30
D440,886 S *	4/2001	Burgener	.....	D10/32
D441,668 S *	5/2001	Dumas	.....	D10/39

D452,171 S *	12/2001	Bodino	.....	D10/32
D462,280 S *	9/2002	Cheng	.....	D10/39
D462,281 S *	9/2002	Wunderman	.....	D10/39
D476,582 S *	7/2003	Sugiura	.....	D10/32
D478,515 S *	8/2003	Sugiura et al.	.....	D10/32
D507,975 S *	8/2005	Dreyfuss	.....	D10/32
D514,455 S *	2/2006	Peraldi et al.	.....	D10/38
D526,215 S *	8/2006	Calvani	.....	D10/38
D526,912 S *	8/2006	Calvani	.....	D10/38
D544,377 S *	6/2007	Chodat	.....	D10/38
D565,970 S *	4/2008	Ratajski et al.	.....	D10/39
D588,023 S *	3/2009	Lassigne	.....	D10/38

**FOREIGN PATENT DOCUMENTS**

JP 1234738 4/2005

\* cited by examiner

*Primary Examiner* — Lucy Lieberman

(74) *Attorney, Agent, or Firm* — Kalow & Springut LLP;  
Milton Springut

(57) **CLAIM**

The ornamental design for a watch, as shown and described.

**DESCRIPTION**

FIG. 1 is a front view of the watch.

FIG. 2 is a back view of the watch.

FIG. 3 is a bottom view of the watch.

FIG. 4 is a top view of the watch.

FIG. 5 is a right side view of the watch.

FIG. 6 is a left side view of the watch; and,

FIG. 7 is a perspective view of the watch.

The broken lines in the drawings are used to show portions of the watch that do not form part of the claimed design.

**1 Claim, 3 Drawing Sheets**

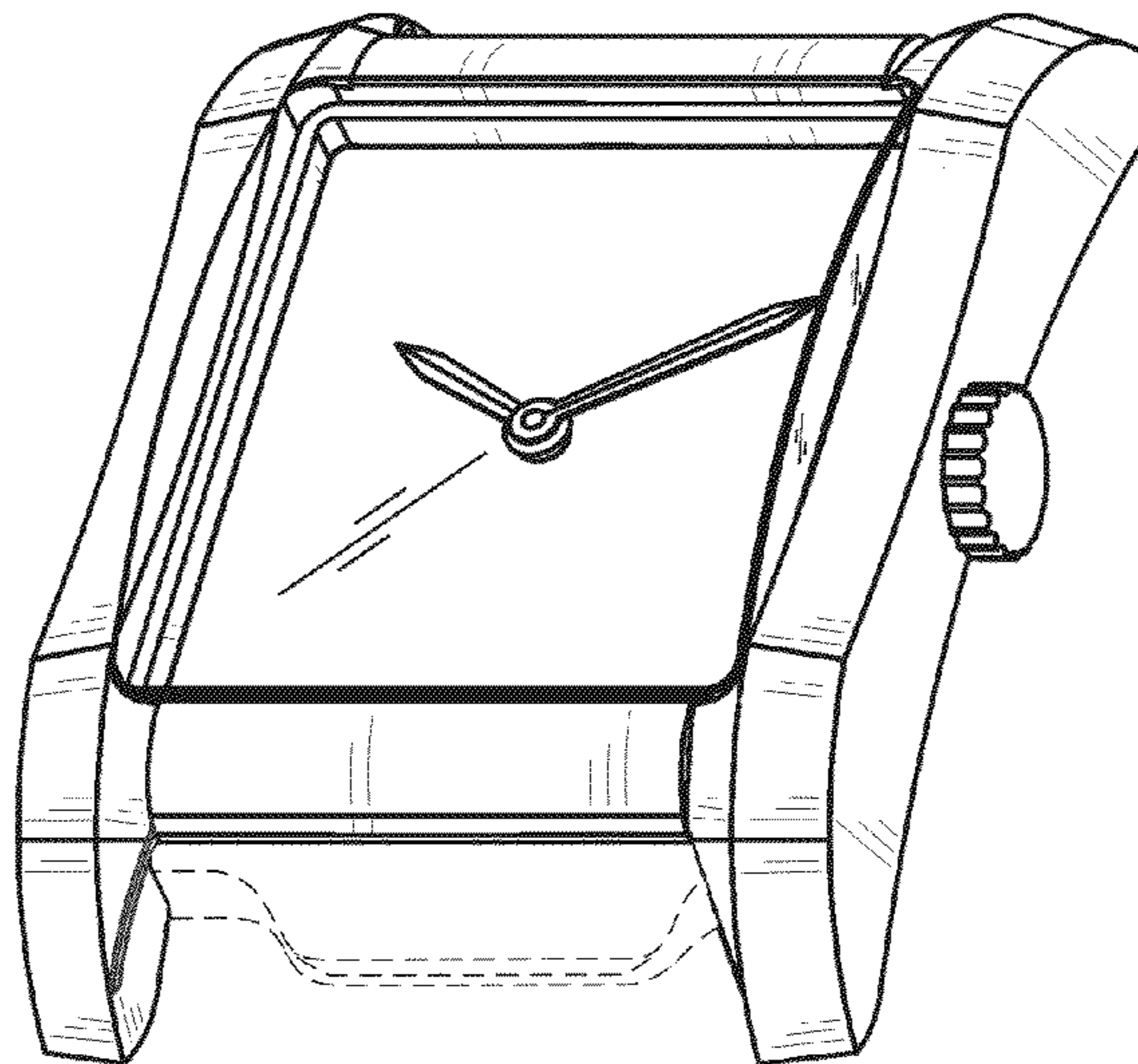
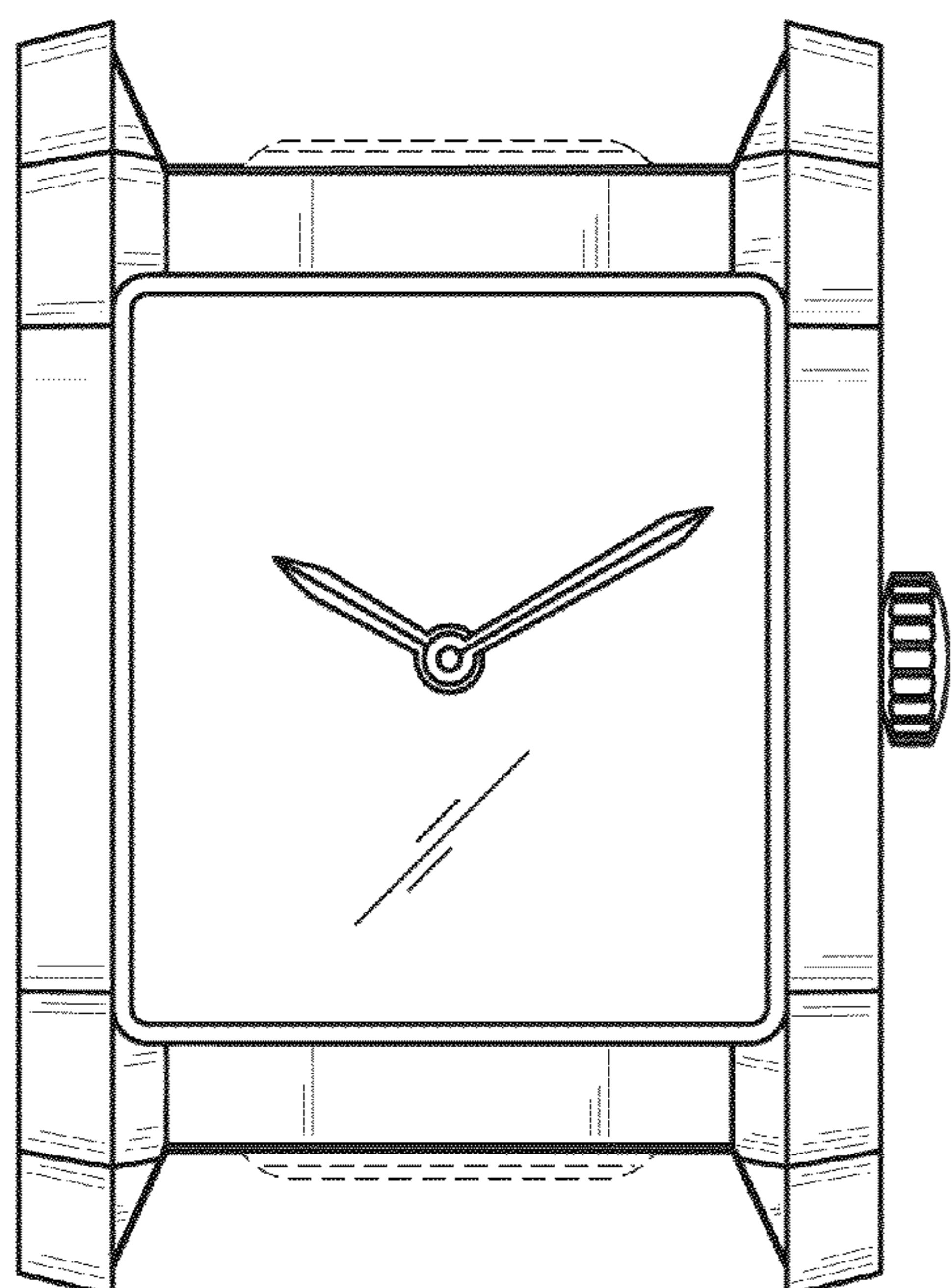


FIG. 1

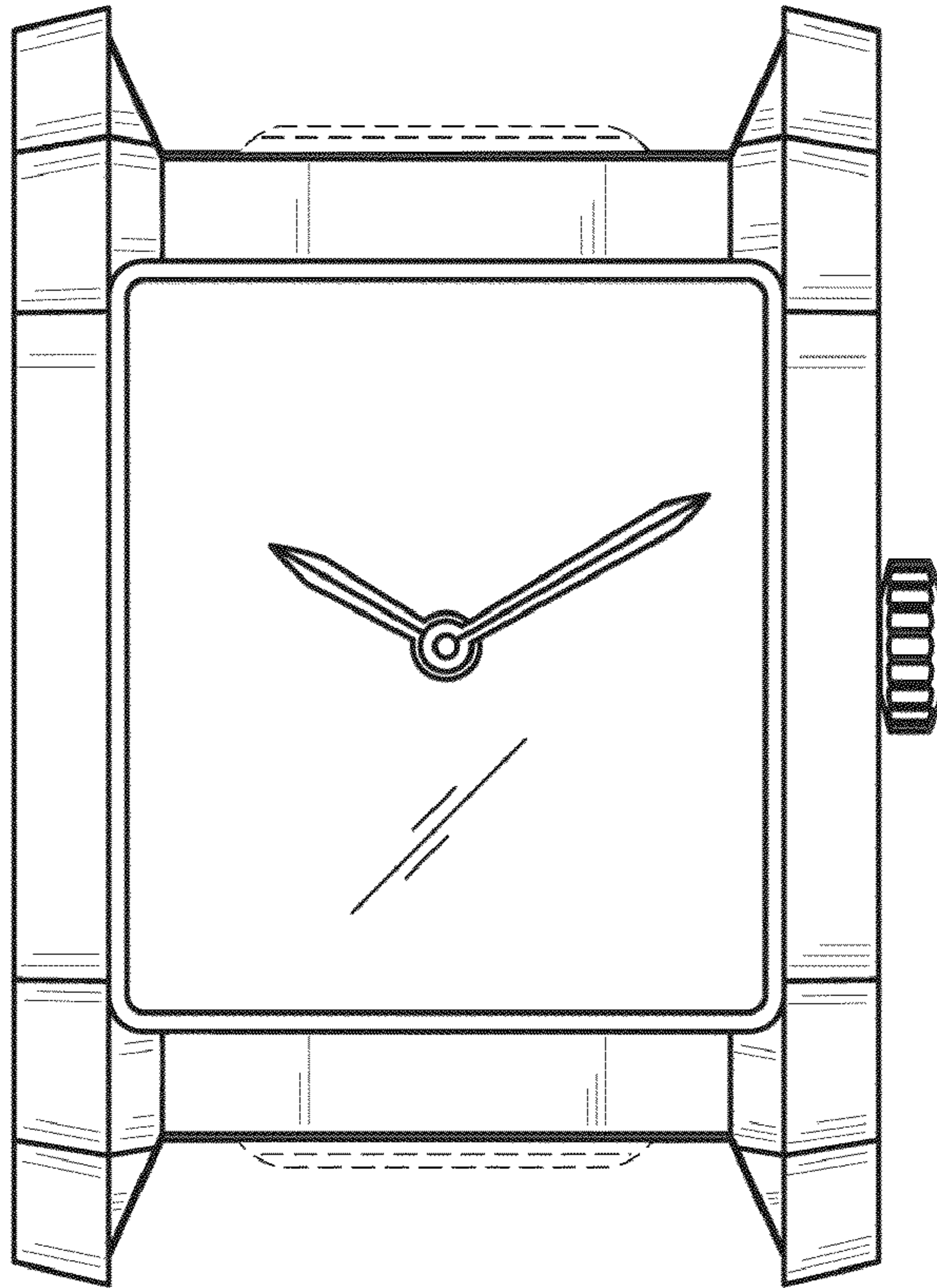


FIG. 2

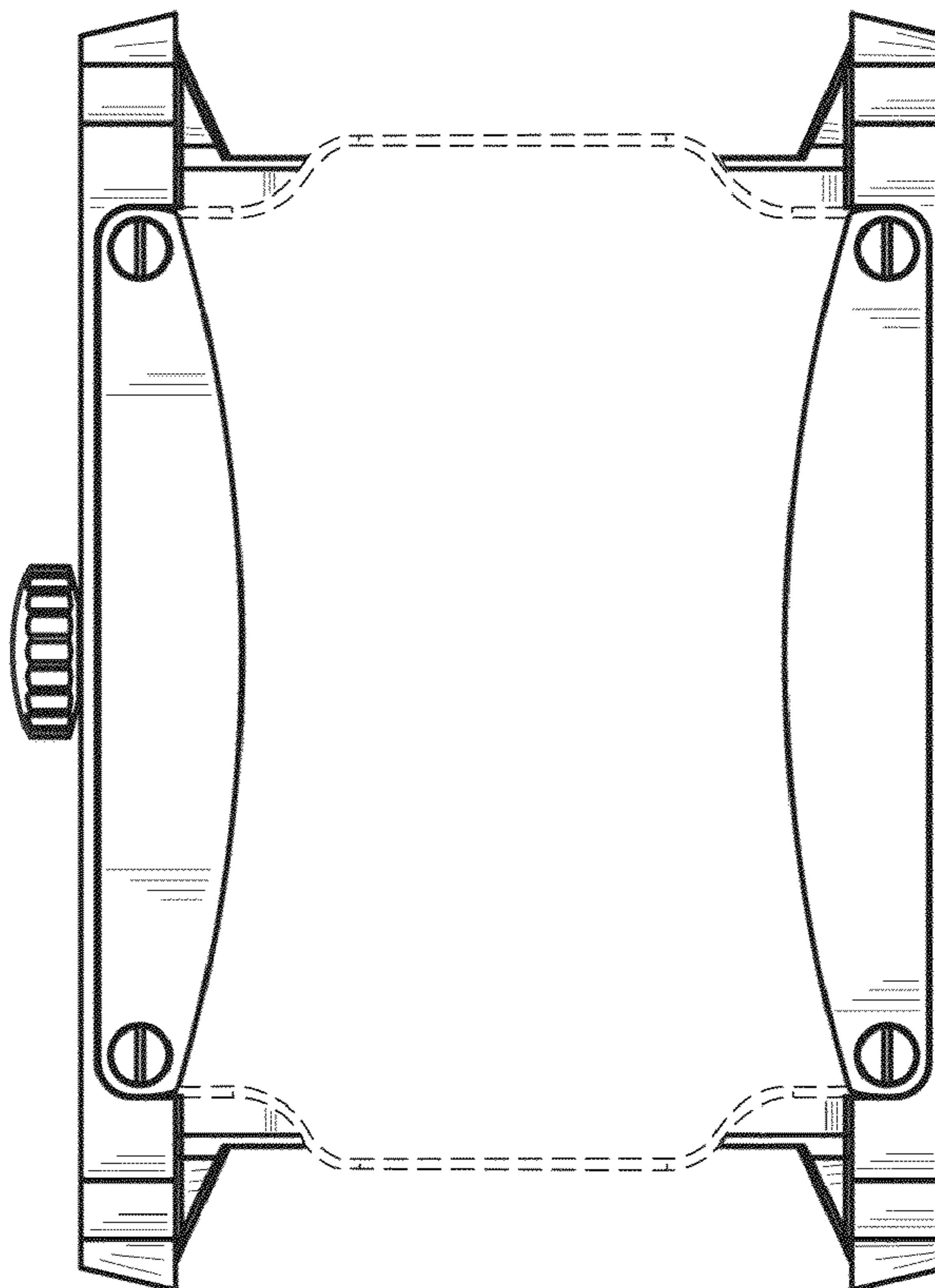




FIG. 3

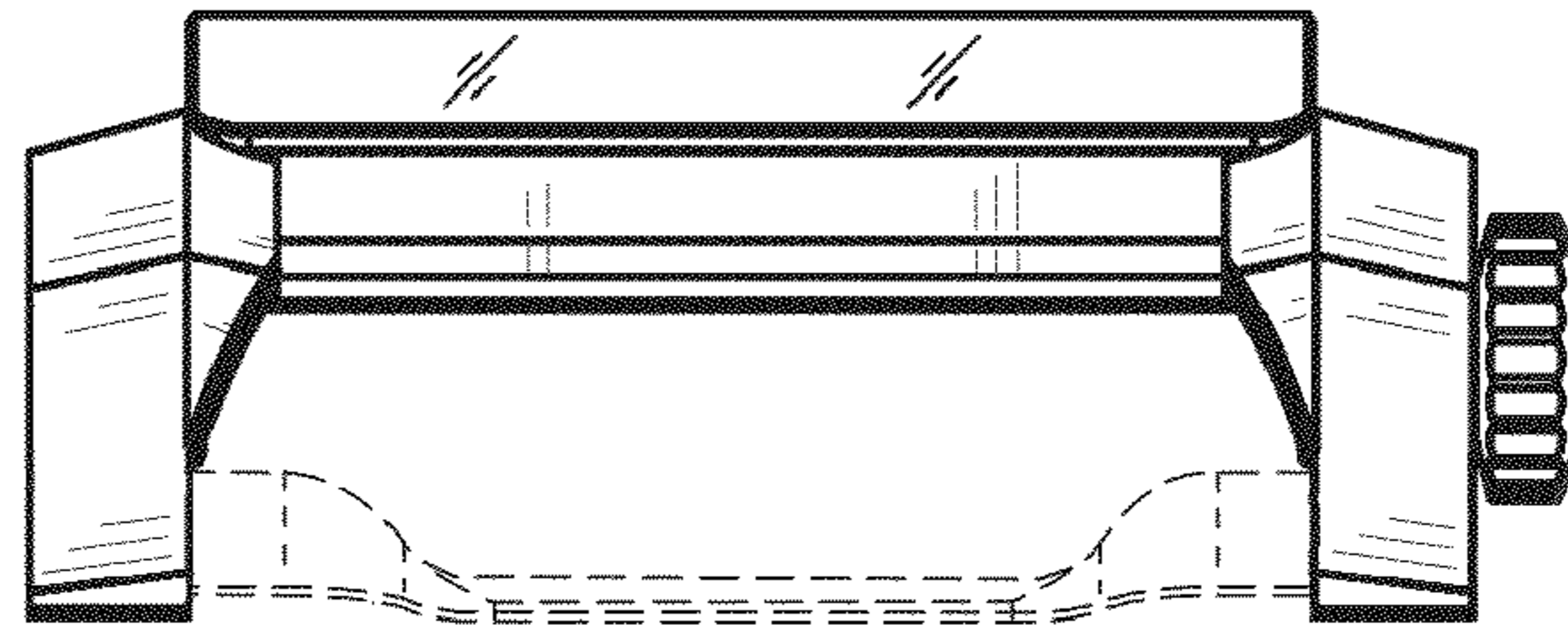


FIG. 4

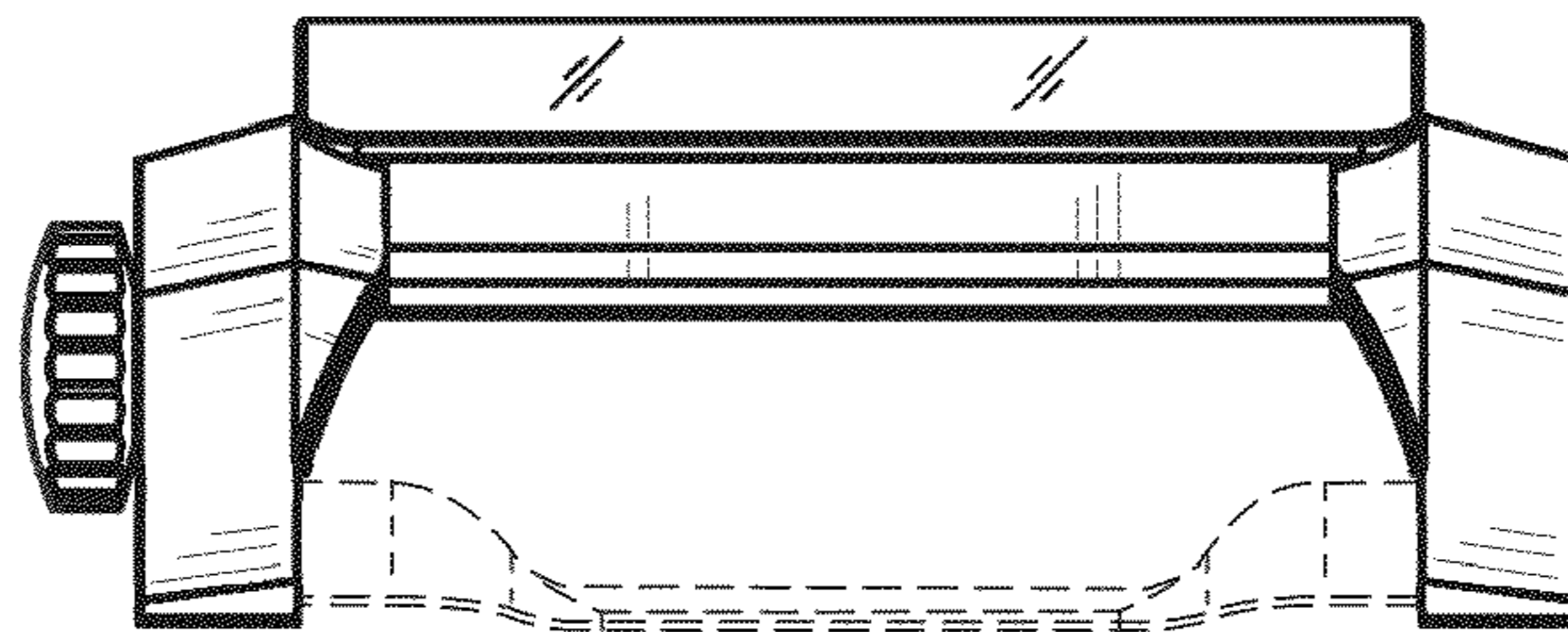


FIG. 5

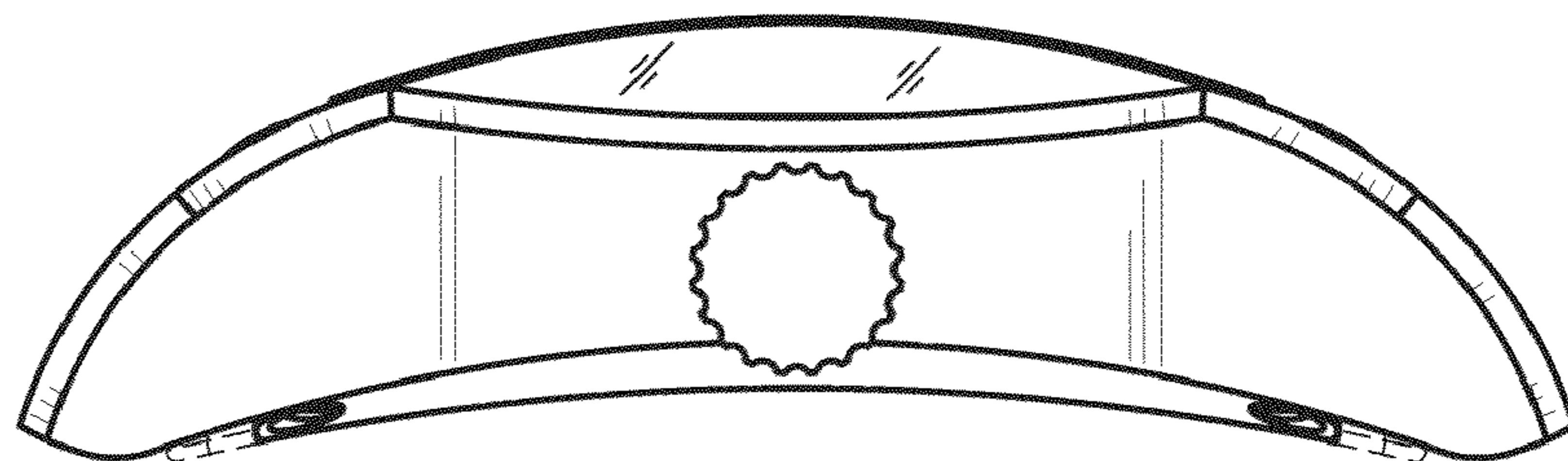


FIG. 6

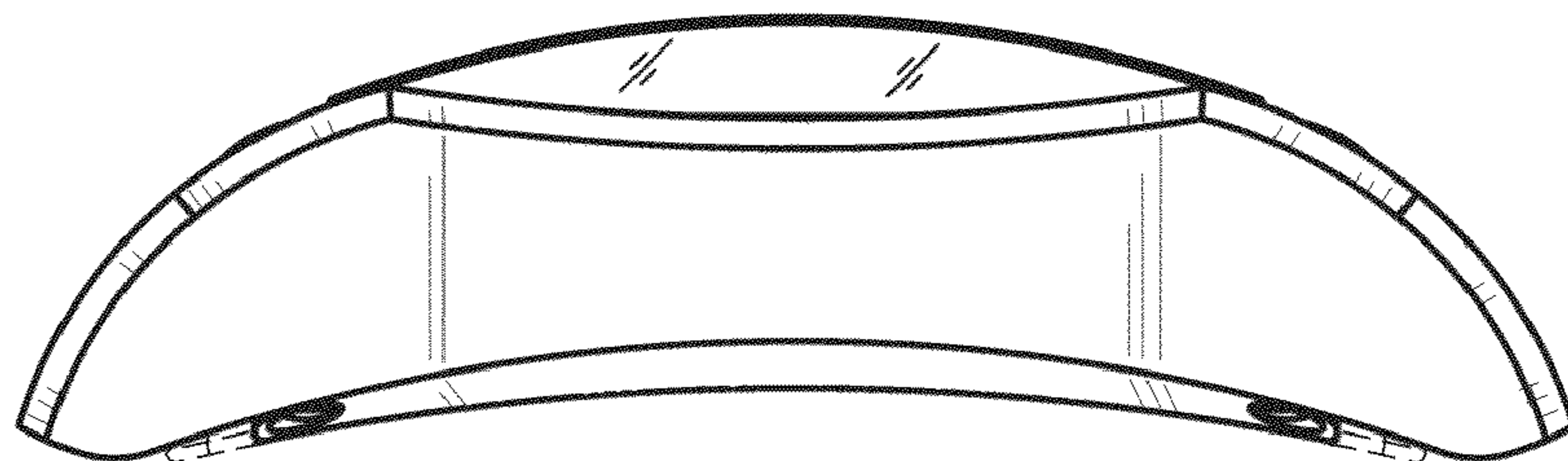


FIG. 7

