



US00D678783S

(12) **United States Design Patent**
Wilcox et al.

(10) **Patent No.:** **US D678,783 S**
(45) **Date of Patent:** **** Mar. 26, 2013**

(54) **APPLICATOR FOR APPLYING PREPARATIONS TO THE SKIN**

(75) Inventors: **Alun Wilcox**, Surrey (GB); **Peter Sprada**, London (GB); **Julian Francis Ralph Swan**, London (GB); **Alexandra Louisa Faraday Crook**, London (GB); **Steven William McLellan**, London (GB); **Graham Keith Lacy**, London (GB)

(73) Assignee: **Leo Pharma A/S**, Ballerup (DK)

(**) Term: **14 Years**

(21) Appl. No.: **29/415,276**

(22) Filed: **Mar. 8, 2012**

(51) **LOC (9) Cl.** **09-01**

(52) **U.S. Cl.** **D9/729; D28/7; D24/119; D24/133**

(58) **Field of Classification Search** **D9/434, D9/435, 516, 529, 549, 553, 556-560, 566, D9/569, 570-575, 723-729; D24/119, 133; D28/7; 215/381-385; 221/64, 65, 135, 208, 221/278, 282; 222/105, 394, 402.1, 402.15, 222/546; 220/660, 669, 679, 752; D19/66**

See application file for complete search history.

(56) **References Cited**

U.S. PATENT DOCUMENTS

D351,229	S	*	10/1994	Wirt	D24/119
D428,197	S	*	7/2000	Arsenault	D28/7
D475,483	S	*	6/2003	Angeletta	D28/7
D592,527	S	*	5/2009	Serio et al.	D9/723
D641,468	S	*	7/2011	Ruiz et al.	D9/723
D641,930	S	*	7/2011	Poletto	D28/7
D645,610	S	*	9/2011	Somers et al.	D28/7
2005/0199265	A1	*	9/2005	France et al.	134/6

* cited by examiner

Primary Examiner — Keli L Hill

(74) *Attorney, Agent, or Firm* — Holland & Hart LLP

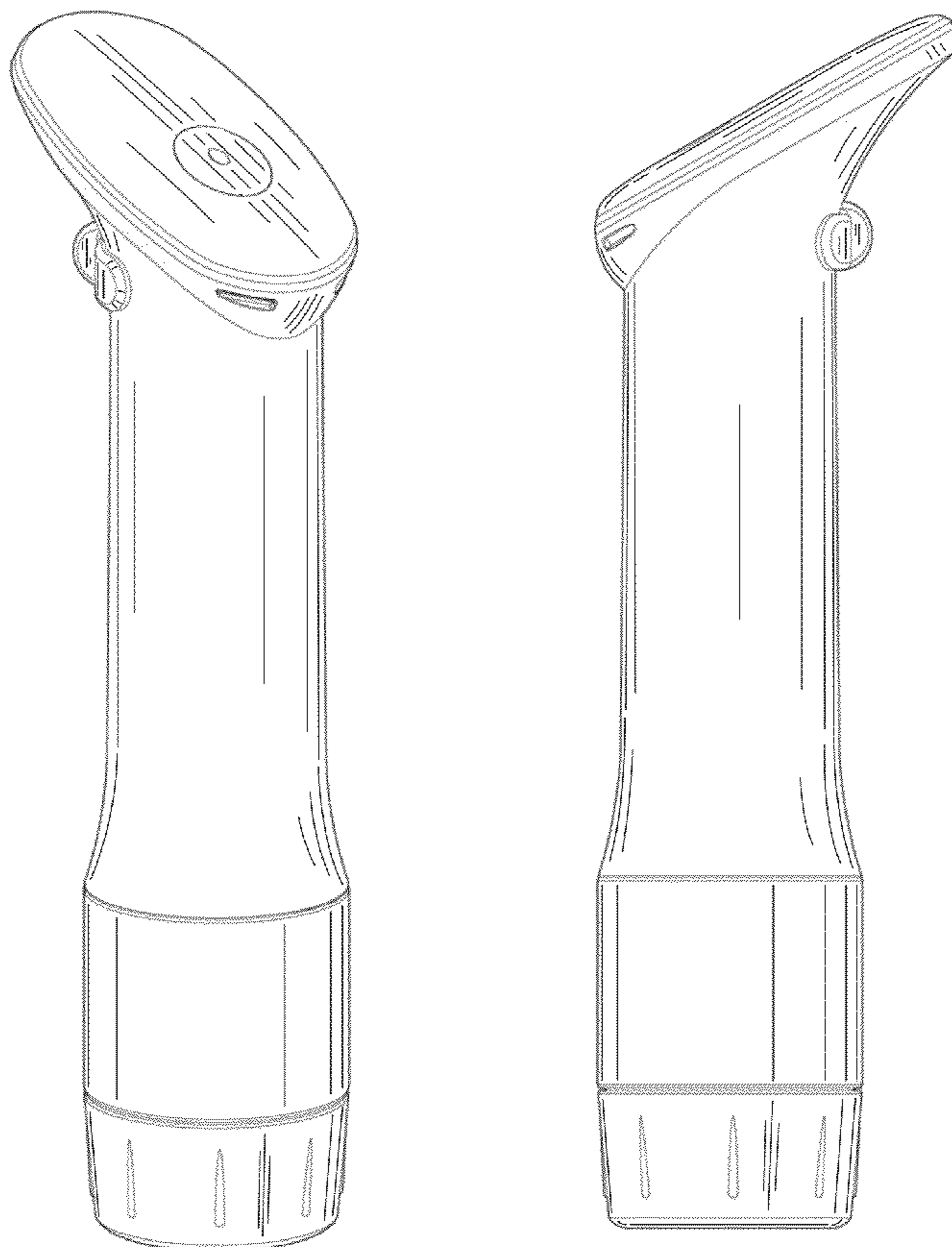
(57) **CLAIM**

The ornamental design for an applicator for applying preparations to the skin, as shown and described.

DESCRIPTION

FIG. 1 is a front perspective view of the applicator for applying preparations to the skin, showing our new design; FIG. 2 is a front view of the design illustrated in FIG. 1; FIG. 3 is a rear view of the design illustrated in FIG. 1; FIG. 4 is a right side view of the design illustrated in FIG. 1; FIG. 5 is a left side view of the design illustrated in FIG. 1; FIG. 6 is a top view of the design illustrated in FIG. 1; and FIG. 7 is a bottom view of the design illustrated in FIG. 1.

1 Claim, 6 Drawing Sheets



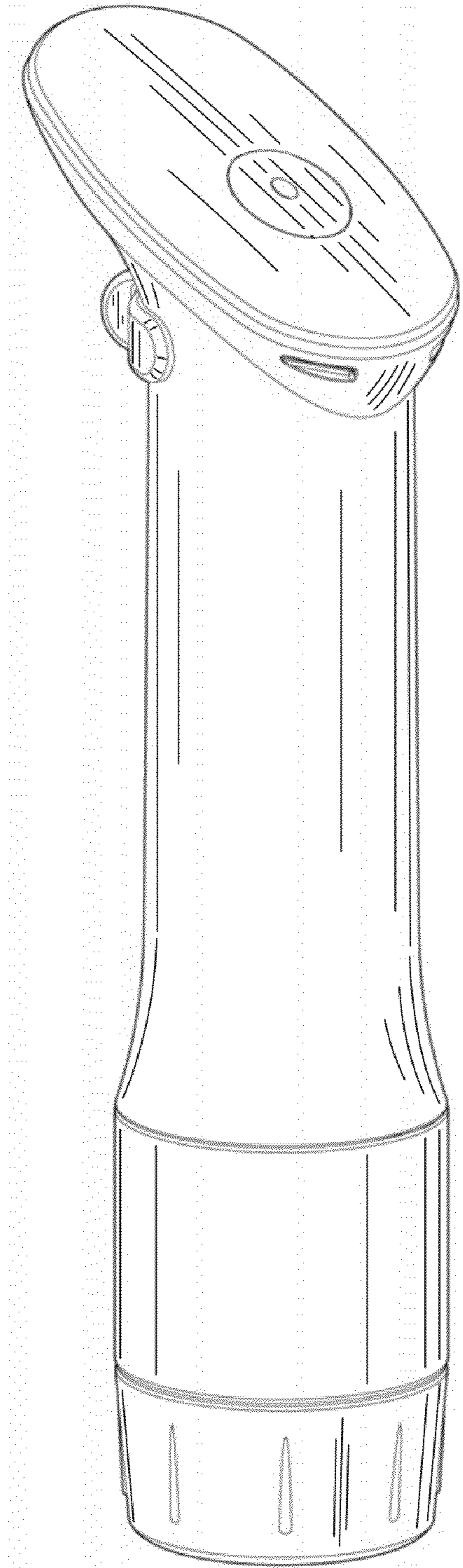


FIG.1

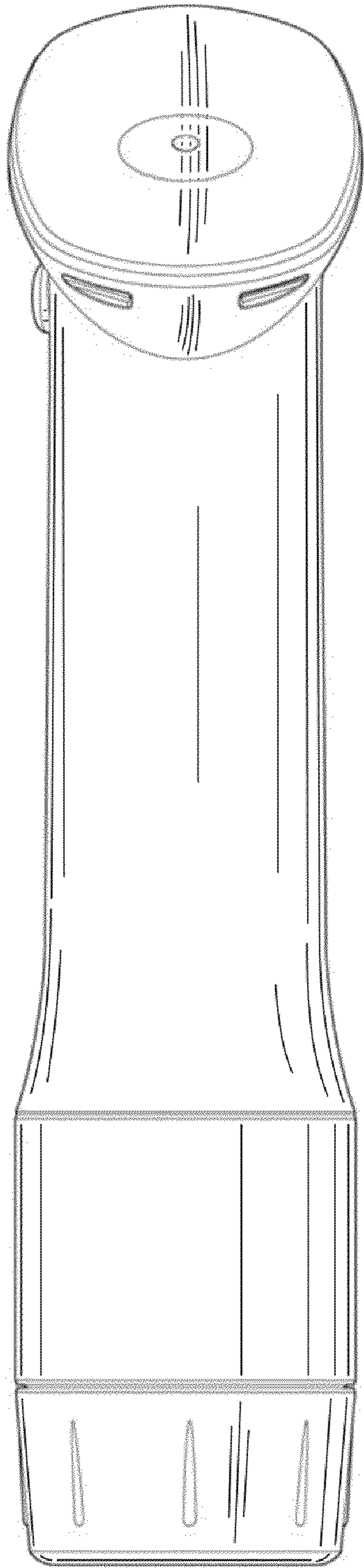


FIG.2

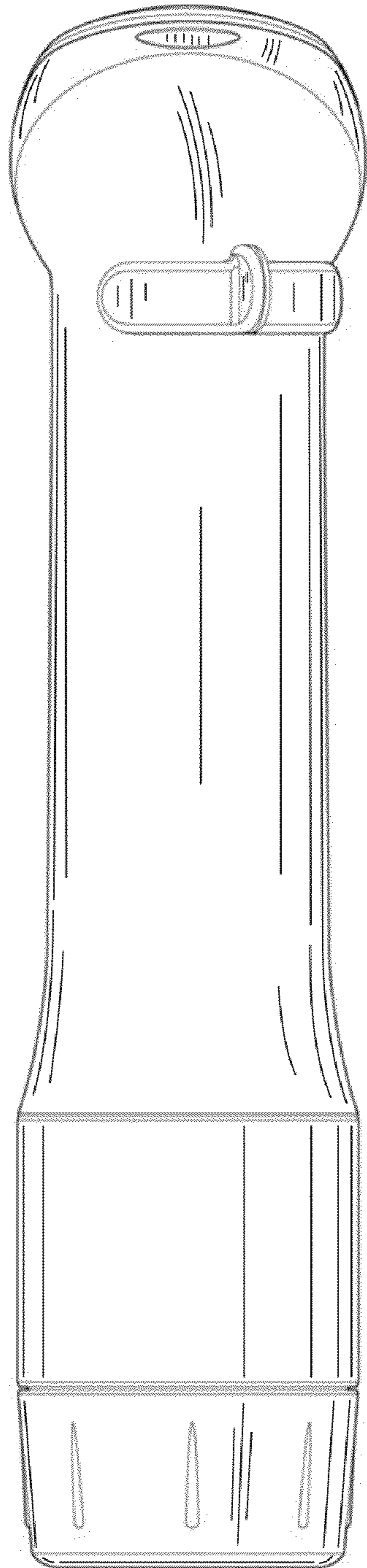


FIG.3



FIG.4



FIG. 5

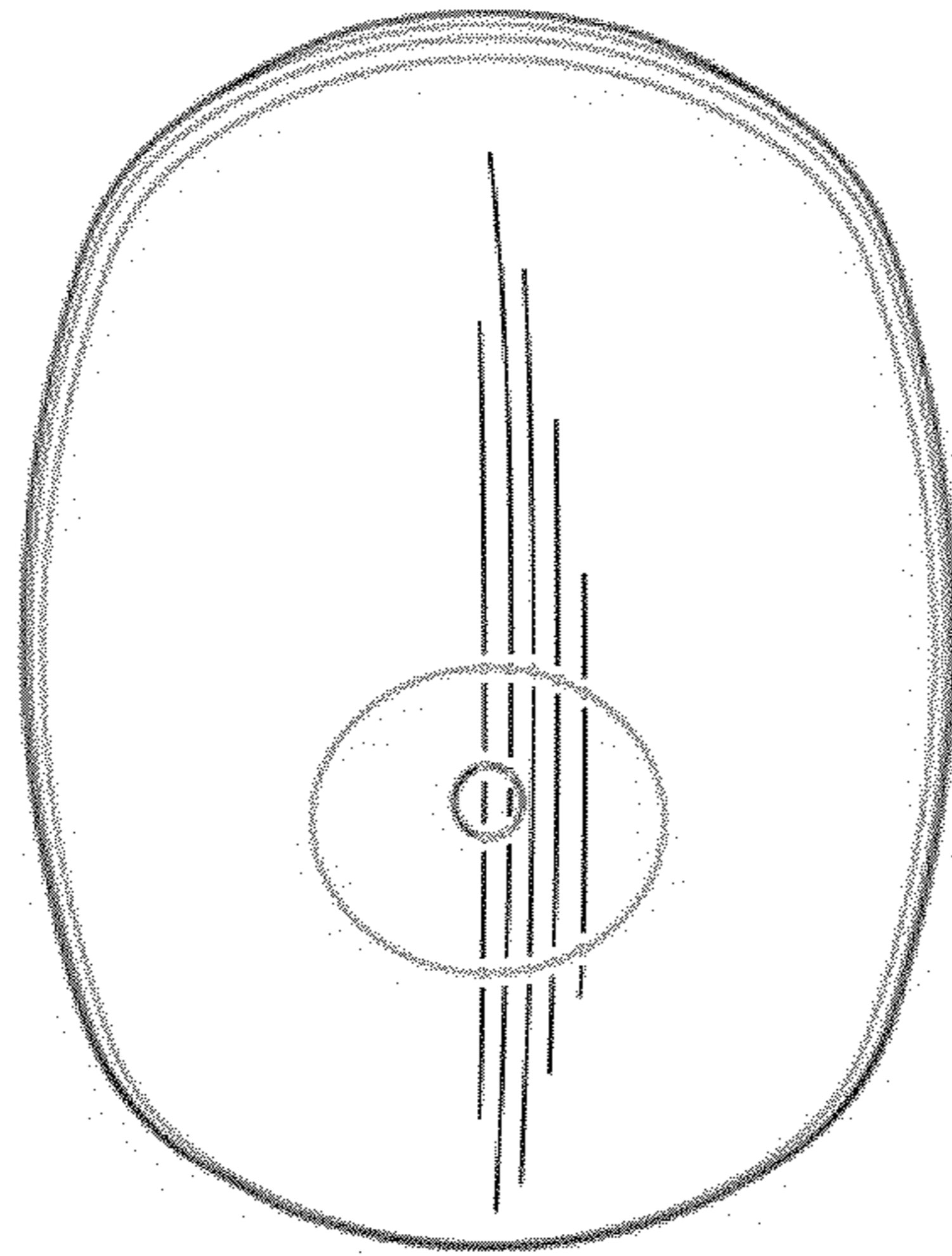


FIG. 6

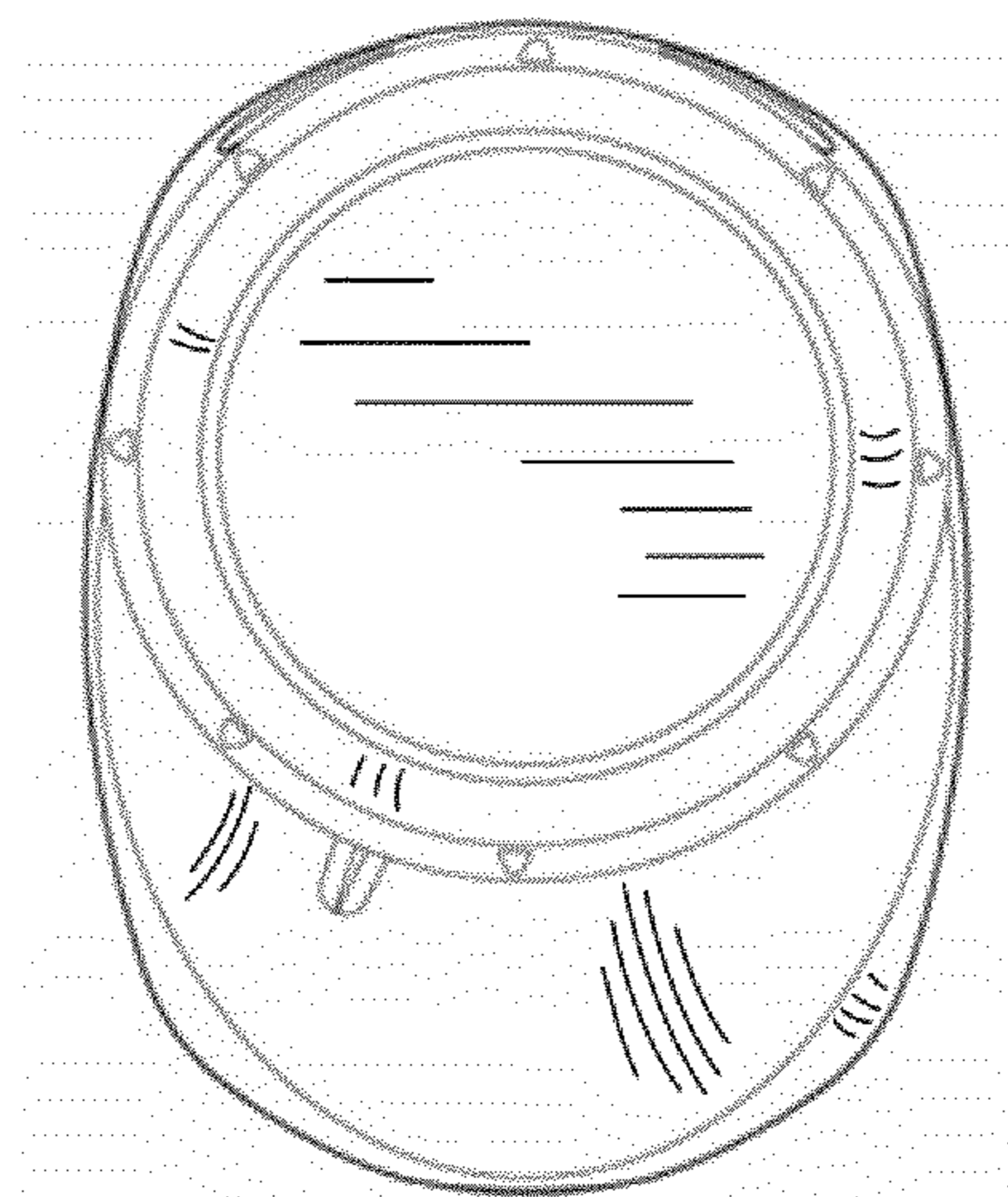


FIG. 7