



US00D678760S

(12) **United States Design Patent**
Cooper

(10) **Patent No.:** **US D678,760 S**

(45) **Date of Patent:** **** Mar. 26, 2013**

(54) **FOOD CONTAINER HOUSING FOOD ARTICLES**

(75) Inventor: **Joseph Cooper**, Madison, CT (US)

(73) Assignee: **This, LLC**, Madison, CT (US)

(**) Term: **14 Years**

(21) Appl. No.: **29/393,442**

(22) Filed: **Jun. 3, 2011**

(51) **LOC (9) Cl.** **09-03**

(52) **U.S. Cl.** **D9/418; D9/721**

(58) **Field of Classification Search** D9/414-418,
D9/420-423, 430-433, 721; 229/406, 902-904,
229/906, 407, 110; D6/470, 397, 441; 206/315.9,
206/485, 521.1, 539, 564, 541, 546, 588,
206/766, 779, 822; 220/23.8, 23.83, 315,
220/324, 326, 367, 556, 4.21, 4.23, 835,
220/839; D7/357, 629, 602, 553.1-553.8,
D7/538, 591, 615

See application file for complete search history.

(56) **References Cited**

U.S. PATENT DOCUMENTS

D96,552 S	8/1935	Houghton, Jr.	
2,192,669 A	3/1940	Mumford	
2,194,669 A *	3/1940	Mumford	206/454
D122,930 S *	10/1940	Shapiro	D9/631
3,168,952 A *	2/1965	Palmer	206/526
3,175,748 A	3/1965	Flamm et al.	
D283,399 S *	4/1986	Forbes, Jr.	D9/416
D310,488 S	9/1990	Callinan	
D344,455 S	2/1994	Kornberg et al.	
D352,516 S *	11/1994	Newman et al.	D24/218

D373,080 S *	8/1996	Prosperi et al.	D9/418
D387,982 S	12/1997	Kaplan	
D436,313 S	1/2001	Joshua et al.	
D446,114 S *	8/2001	Stephens	D9/418
D506,386 S	6/2005	Milan	
D511,091 S *	11/2005	Liwag	D9/418
D529,795 S	10/2006	Kragtwijk	
D540,664 S *	4/2007	Richardson et al.	D9/418
D551,968 S	10/2007	Kleinsmith	
D568,733 S	5/2008	DuBois et al.	
D576,873 S *	9/2008	Kim	D9/418
D579,724 S	11/2008	McMurphy	
D592,075 S	5/2009	Holcomb	
D649,067 S *	11/2011	Birdwell et al.	D9/721
D660,723 S *	5/2012	Akana et al.	D9/737

* cited by examiner

Primary Examiner — Thomas Johannes

(74) *Attorney, Agent, or Firm* — Todd S. Sharinn

(57) **CLAIM**

The ornamental design for a food container housing food articles, as shown and described.

DESCRIPTION

FIG. 1 is a perspective view of a food container housing food articles showing my design;

FIG. 2 is a top plan view thereof;

FIG. 3 is a left side elevation view thereof;

FIG. 4 is a front elevation view thereof;

FIG. 5 is a bottom plan view thereof;

FIG. 6 is a right side elevation view thereof; and,

FIG. 7 is rear elevation view thereof.

The broken lines represent portions of the item that form no part of the claim.

1 Claim, 2 Drawing Sheets

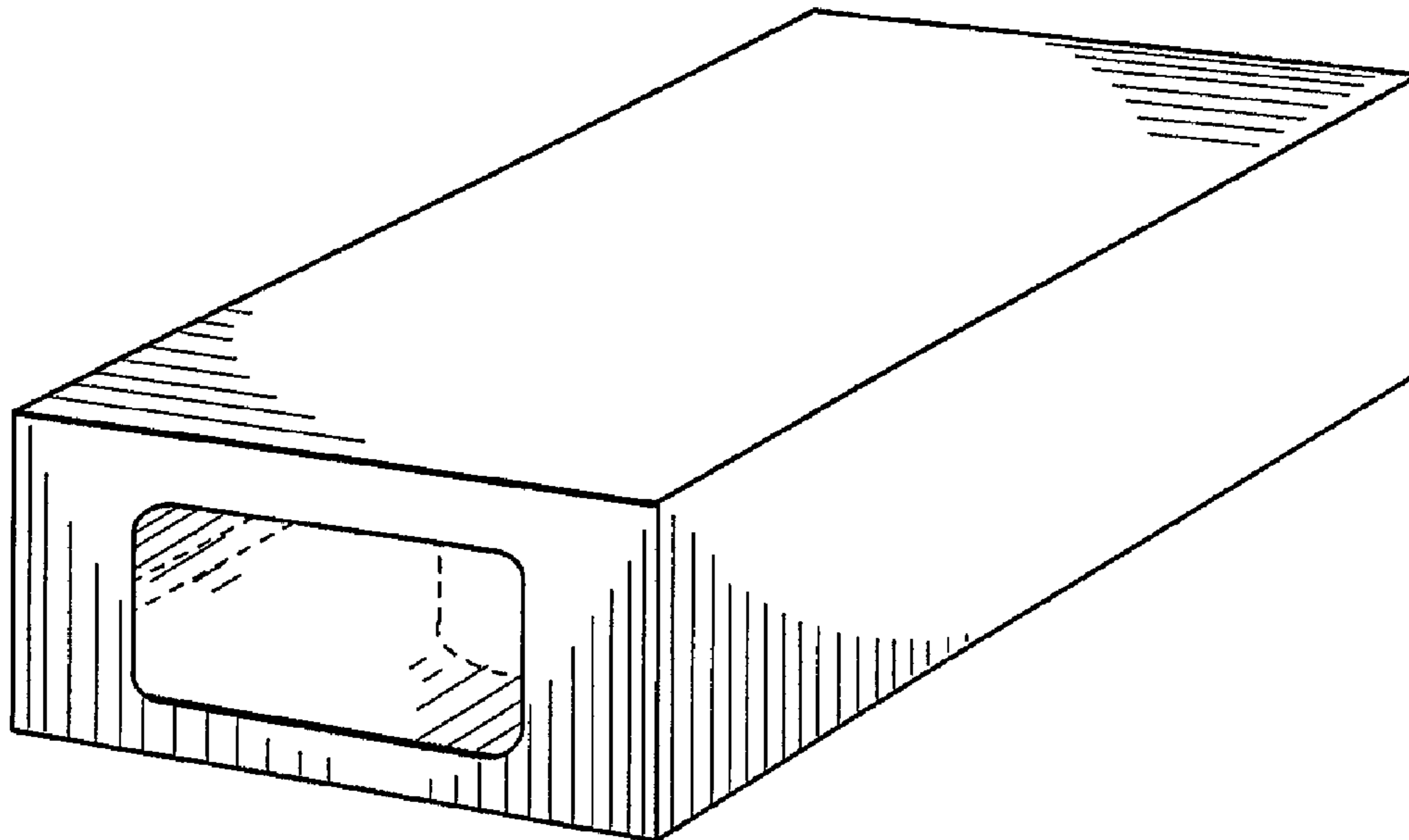


Figure 1

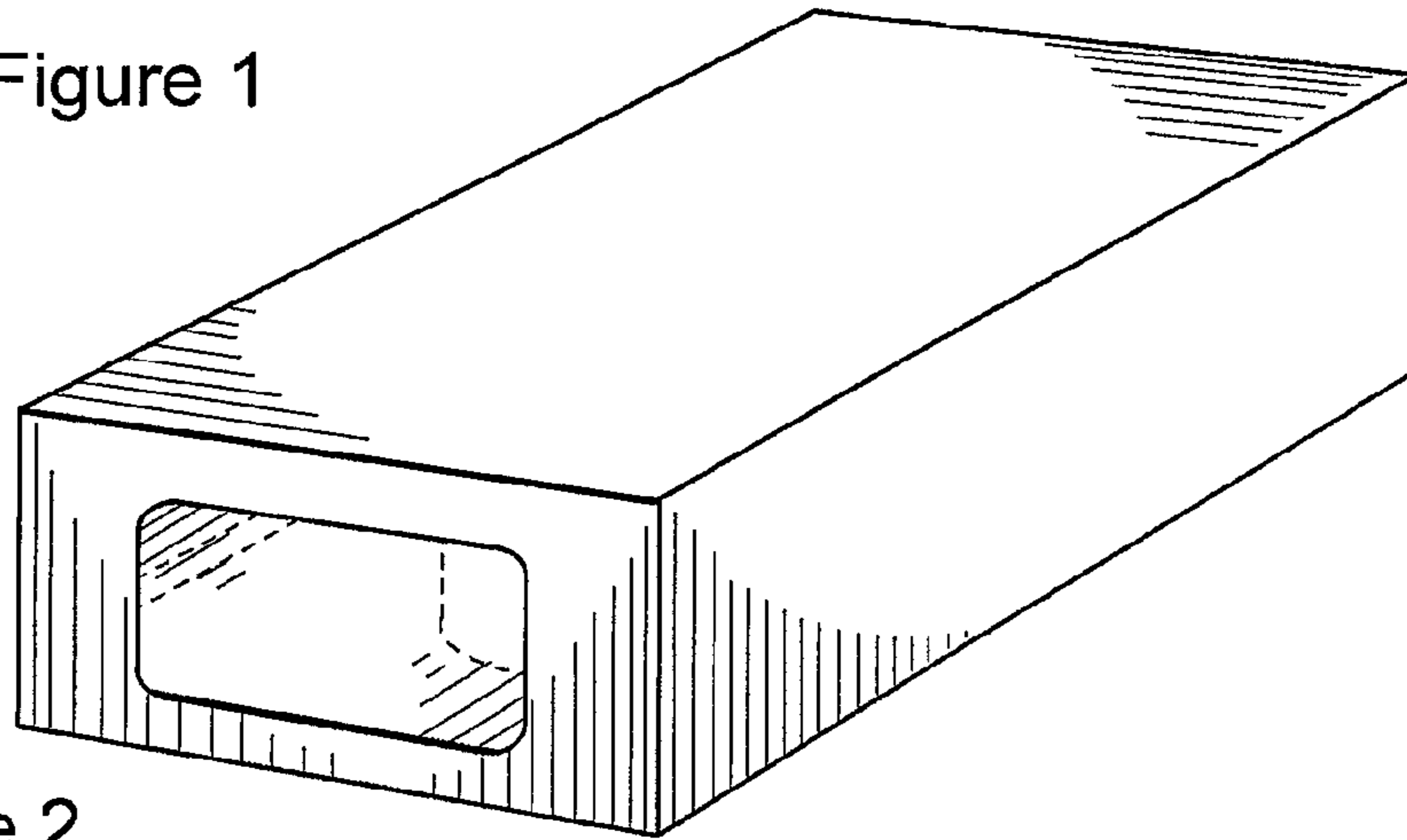


Figure 2

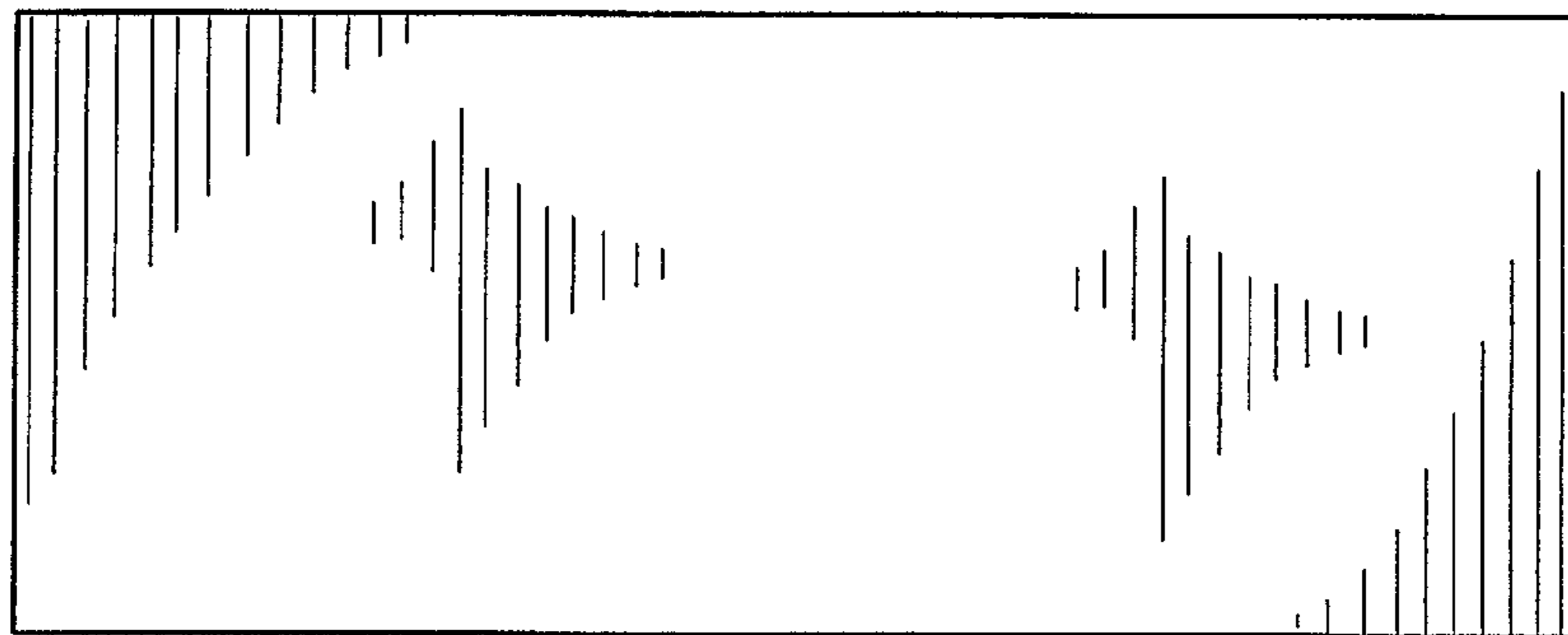


Figure 3

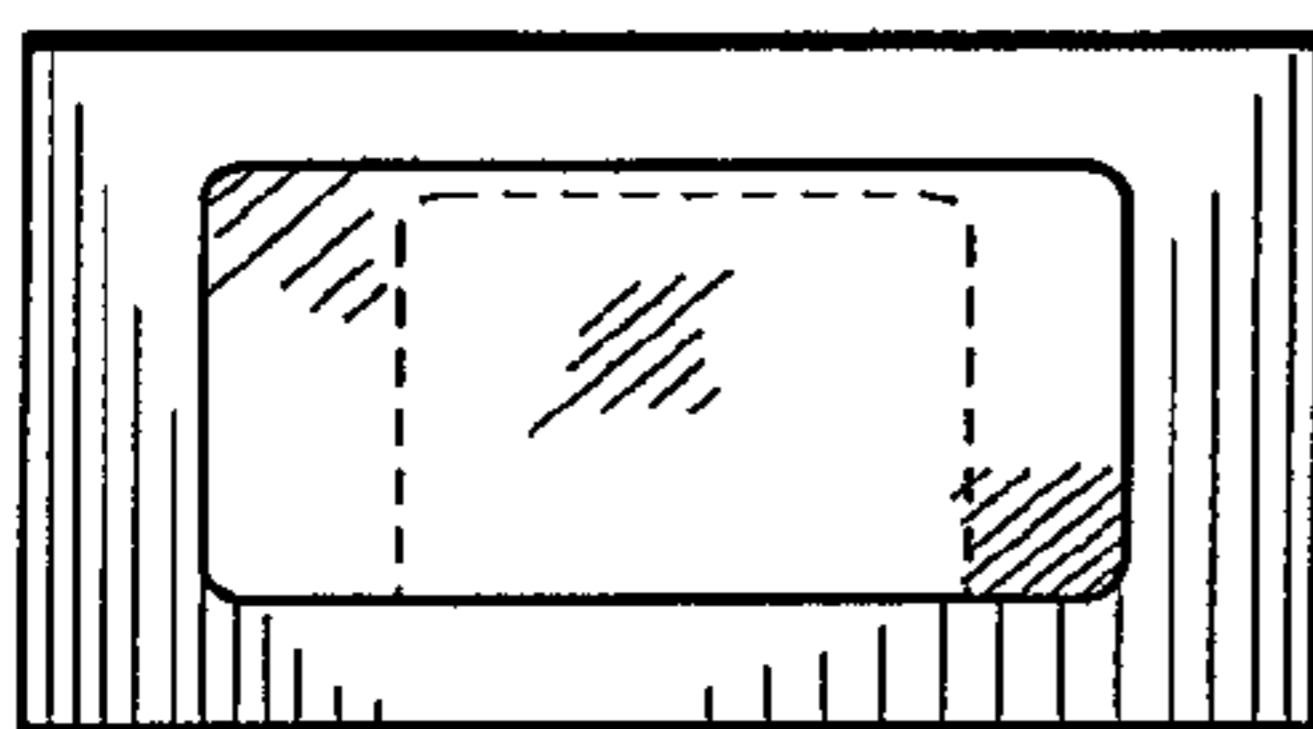


Figure 4




Figure 5

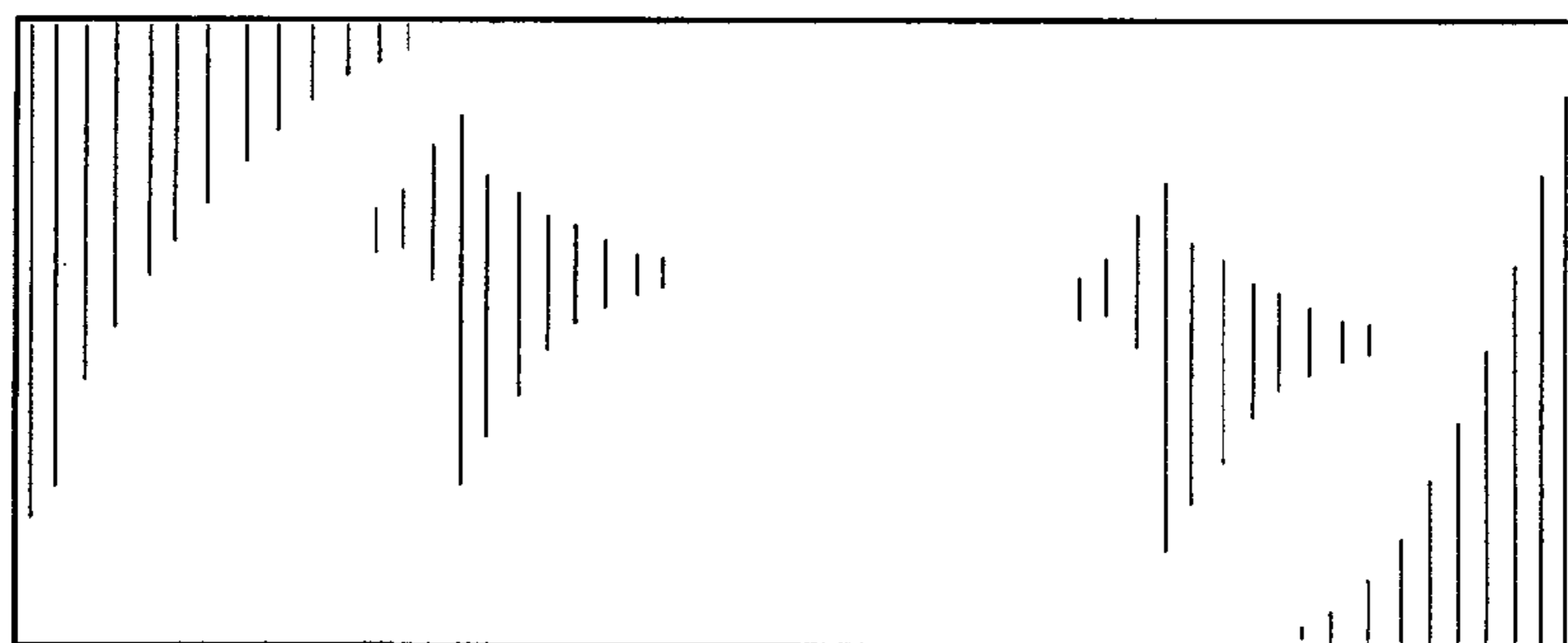


Figure 6

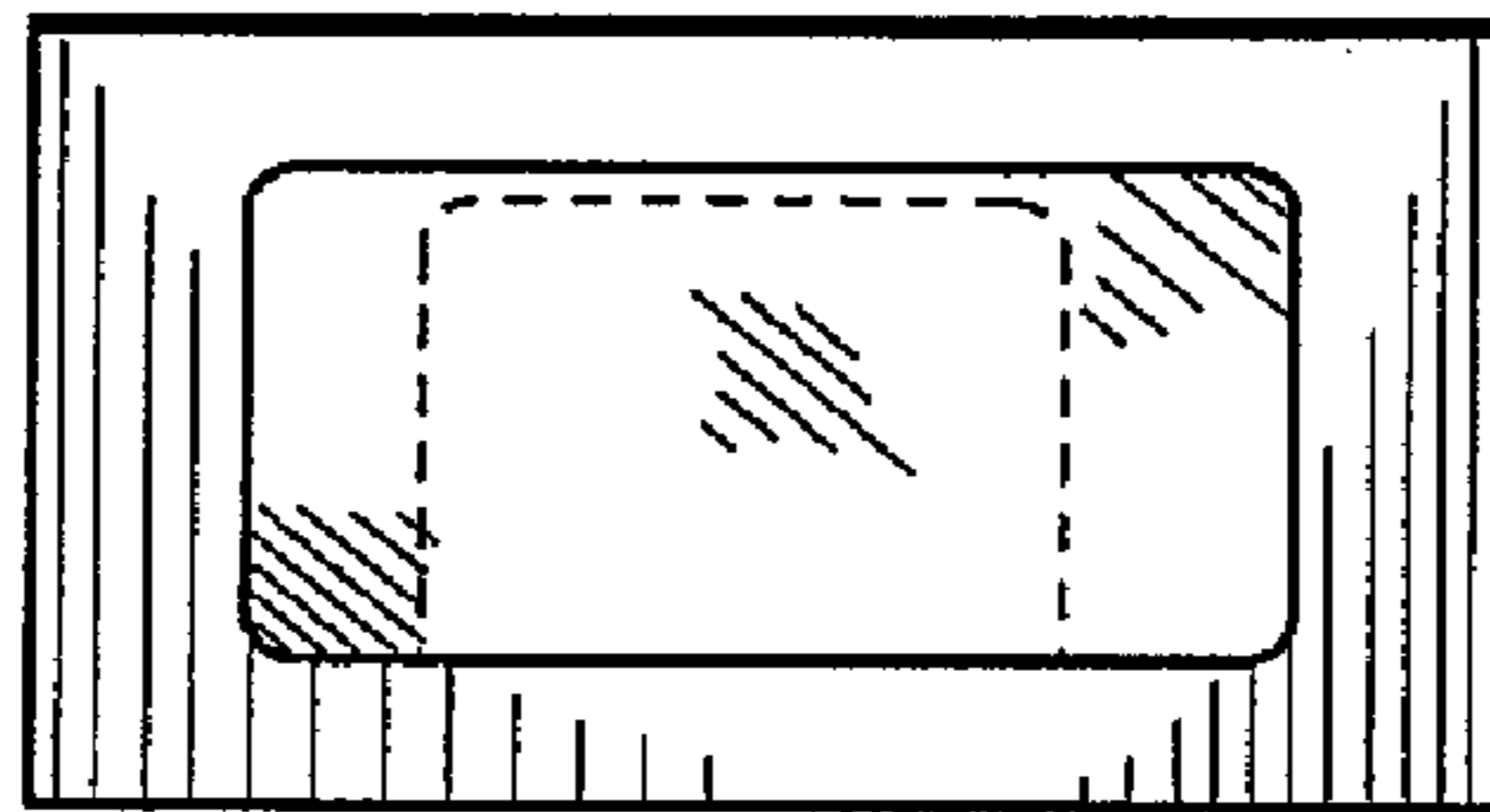


Figure 7

