



US00D678740S

(12) **United States Design Patent**
Wisniewski

(10) **Patent No.:** **US D678,740 S**
(45) **Date of Patent:** **** Mar. 26, 2013**

(54) **CORKSCREW**

(75) Inventor: **Alan Wisniewski**, Stouffville (CA)

(73) Assignee: **Umbra LLC**, Buffalo, NY (US)

(**) Term: **14 Years**

(21) Appl. No.: **29/423,155**

(22) Filed: **May 29, 2012**

(51) **LOC (9) Cl.** **07-99**

(52) **U.S. Cl.** **D8/38**

(58) **Field of Classification Search** D8/14,
D8/16-19, 333-43, 88, 89, 105; 7/113, 151-156;
30/400-410, 416-430, 433, 434, 443, 450;
81/3.07, 3.09, 3.2, 3.27, 3.29, 3.31, 3.35,
81/3.37, 3.4, 3.45, 3.48, 3.49, 3.55

See application file for complete search history.

(56) **References Cited**

U.S. PATENT DOCUMENTS

D87,567	S	*	8/1932	Flauder	D8/38
2,010,326	A	*	8/1935	Schuchardt	81/3.35
D160,082	S	*	9/1950	Gerson	D8/38
2,641,943	A	*	6/1953	Krize, Jr.	81/3.4
D421,372	S	*	3/2000	Wysopal	D8/38
D438,765	S	*	3/2001	Weir	D8/17
D519,011	S	*	4/2006	Lister	D8/40
D604,574	S	*	11/2009	Freeman	D8/38
D621,675	S	*	8/2010	Molina	D8/38
D623,914	S	*	9/2010	van der Lande	D8/38

D632,936	S	*	2/2011	Perry	D8/38
D642,030	S	*	7/2011	Dorey	D8/38
D657,642	S	*	4/2012	Rangi	D8/38

OTHER PUBLICATIONS

The Ultimate Corkscrew Book, p. 90 Donald A. Bull, © 1999, Schiffer Publishing Ltd., ISBN: 0-7643-0701-0.*

* cited by examiner

Primary Examiner — Garth Rademaker

(74) *Attorney, Agent, or Firm* — Simpson & Simpson, PLLC


(57) **CLAIM**

The ornamental design for a corkscrew, as shown and described.

DESCRIPTION

FIG. 1 is a front perspective view of a corkscrew, showing the present invention in a closed position; FIG. 2 is a front elevational view of the invention; FIG. 3 is a rear elevational view of the invention; FIG. 4 is a left side elevational view of the invention; FIG. 5 is a right side elevational view of the invention; FIG. 6 is a top plan view of the invention; FIG. 7 is a bottom plan view of the invention; and, FIG. 8 is a front perspective view of the invention, shown in an open position.

1 Claim, 7 Drawing Sheets






Fig. 1

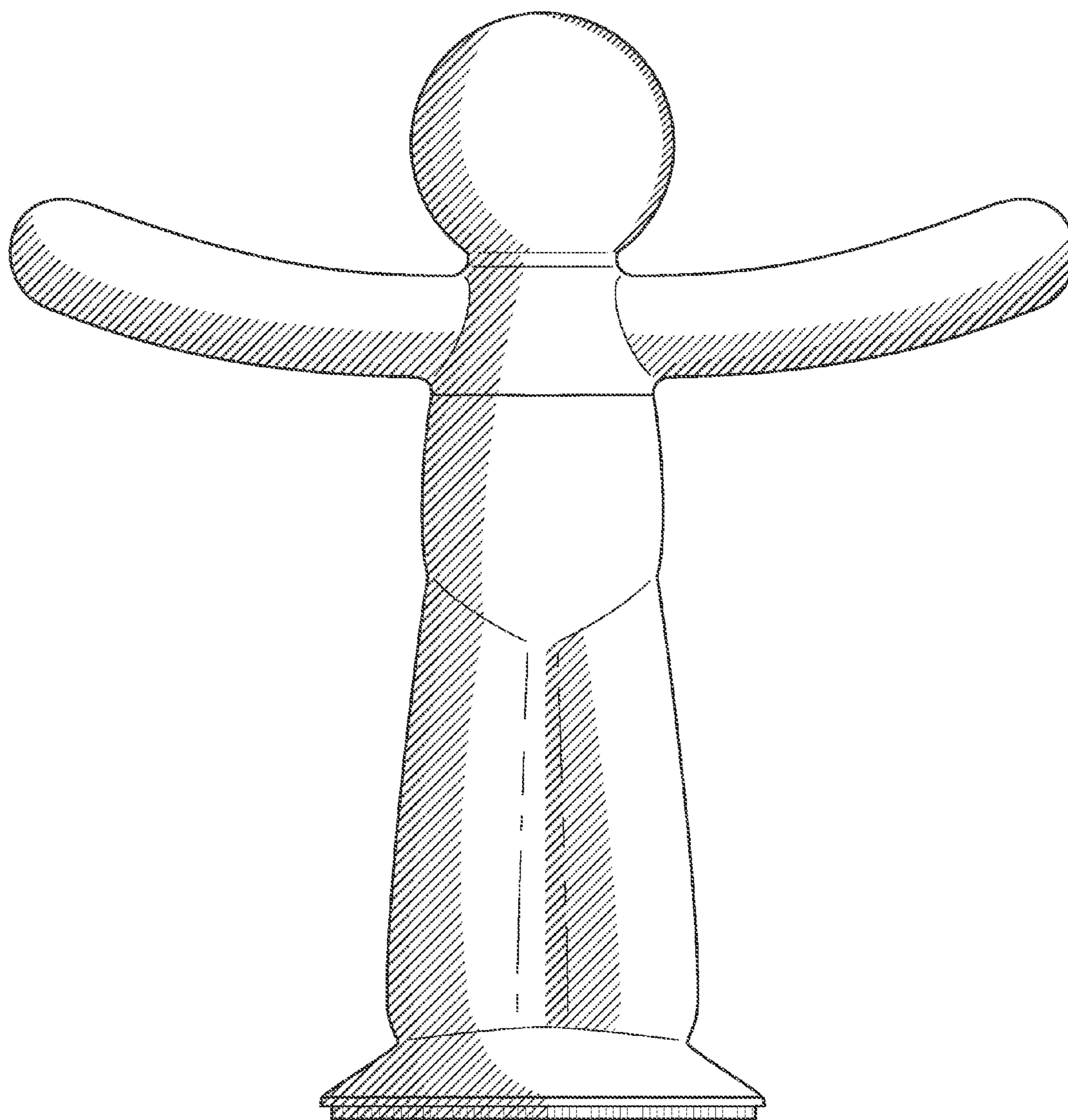


Fig. 2




Fig. 3

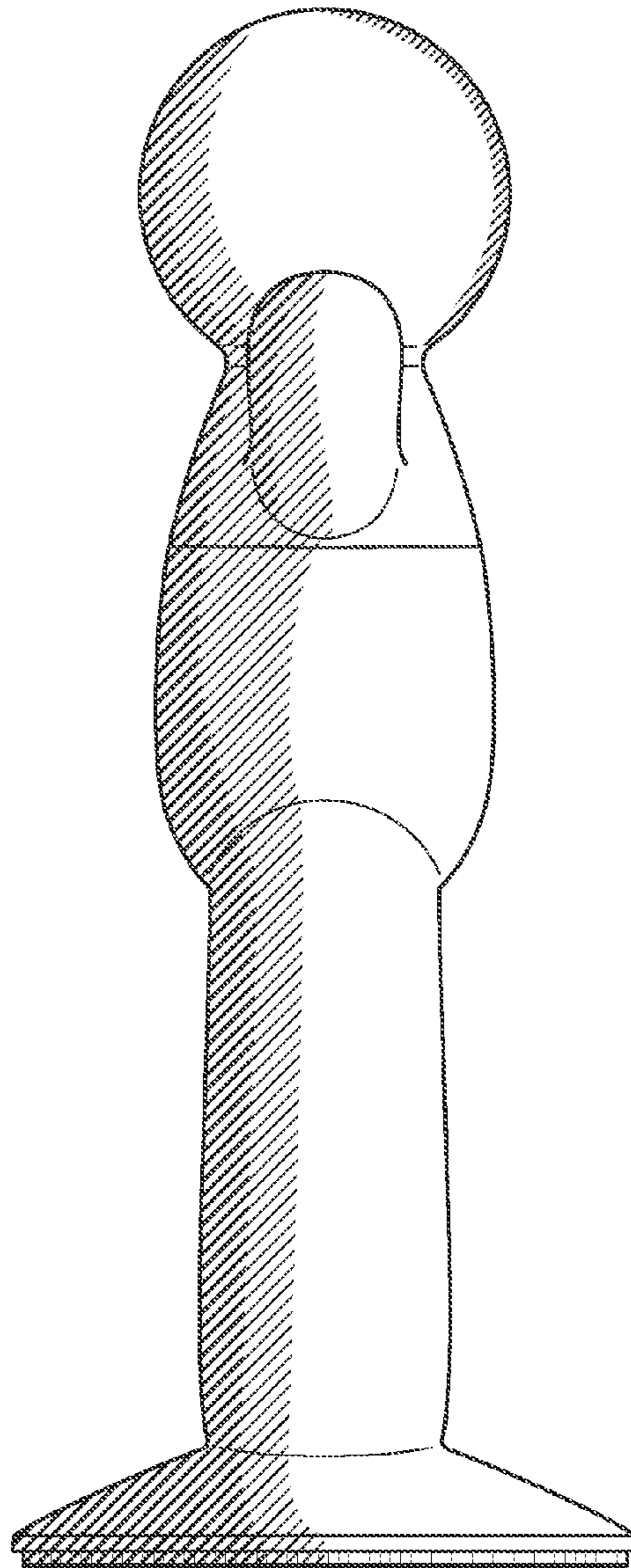


Fig. 4

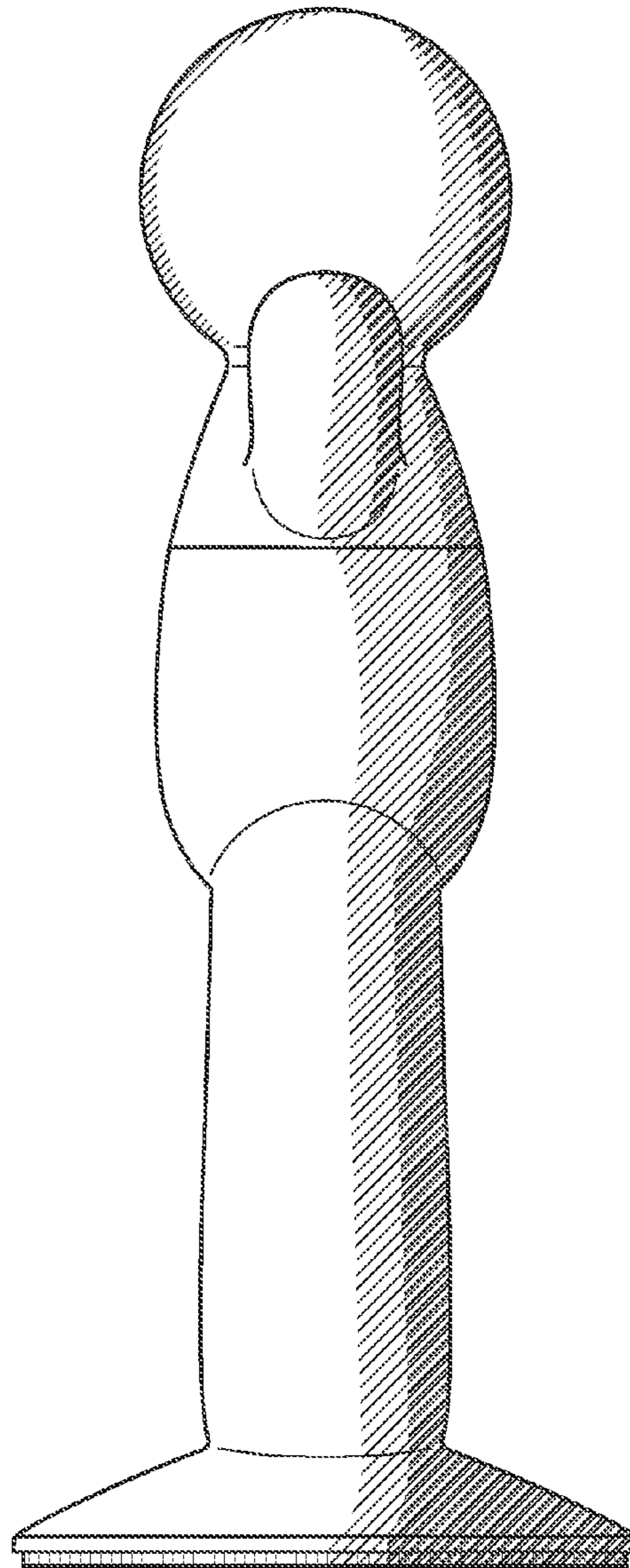


Fig. 5

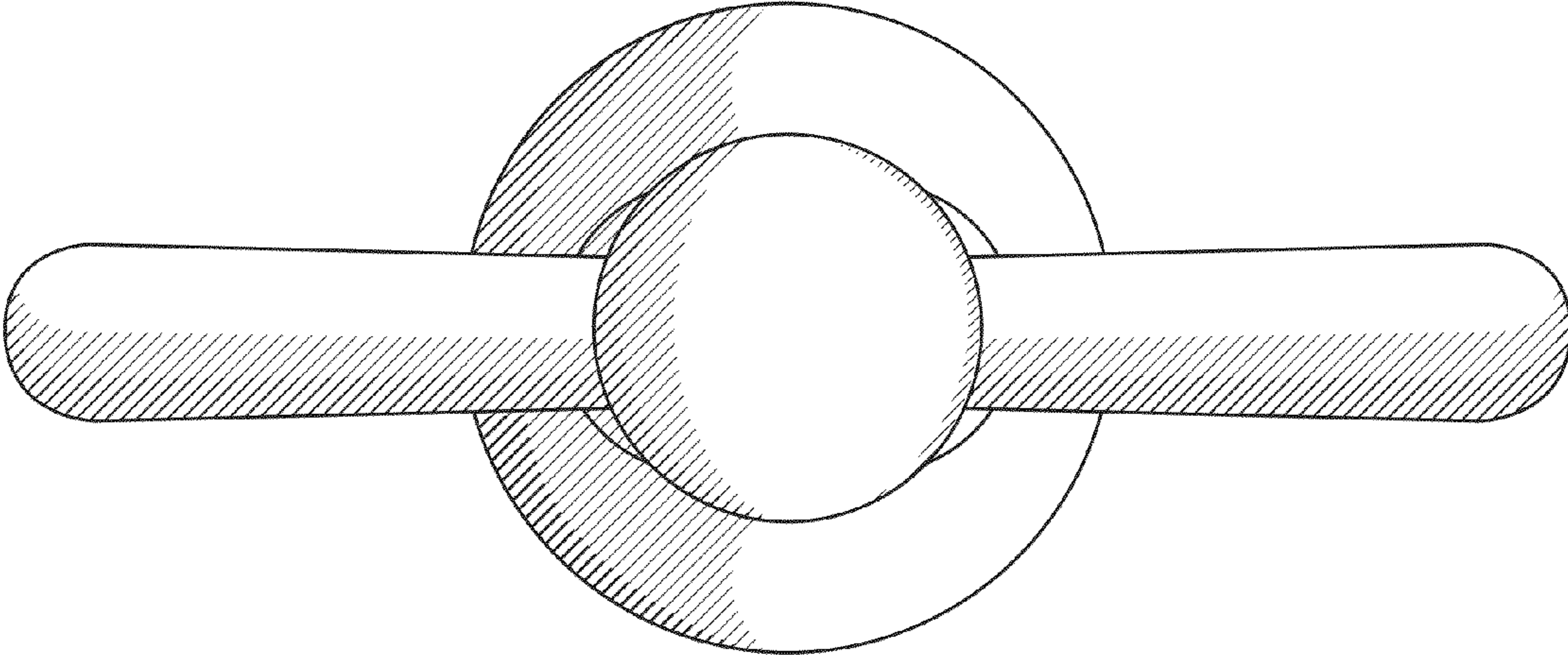


Fig. 6




Fig. 7

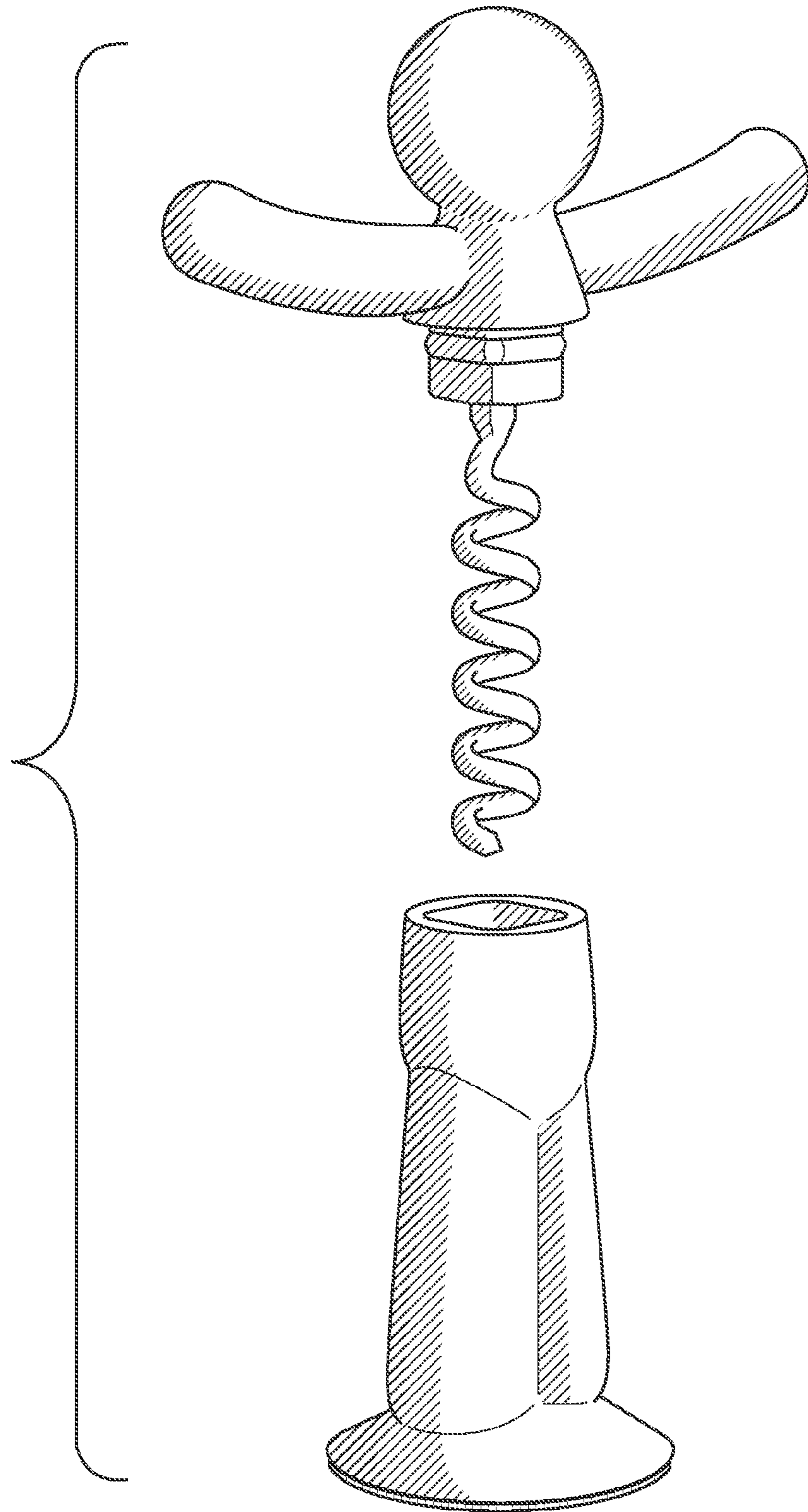


Fig. 8