



US00D678726S

(12) **United States Design Patent**  
**Palermo et al.**

(10) **Patent No.:** **US D678,726 S**  
(45) **Date of Patent:** **\*\* Mar. 26, 2013**

(54) **BLENDER JAR**

(56) **References Cited**

(71) Applicant: **Sunbeam Products, Inc.**, Boca Raton, FL (US)

U.S. PATENT DOCUMENTS

(72) Inventors: **Joseph Palermo**, Boynton Beach, FL (US); **Andre Minoli**, Somerville, MA (US)

D480,915	S	*	10/2003	Kolar et al.	.....	D7/413
D525,080	S	*	7/2006	Katz et al.	.....	D7/394
D528,363	S	*	9/2006	Ulanski et al.	.....	D7/413
D577,537	S	*	9/2008	Lee	.....	D7/386
D588,406	S	*	3/2009	Ulanski	.....	D7/413
7,753,223	B2	*	7/2010	Boozer et al.	.....	220/254.7
D621,656	S	*	8/2010	Ulanski et al.	.....	D7/413
D625,141	S	*	10/2010	Moore	.....	D7/378
D647,367	S	*	10/2011	Audette et al.	.....	D7/413
D661,947	S	*	6/2012	Conti et al.	.....	D7/413
D662,359	S	*	6/2012	Boozer et al.	.....	D7/413
2009/0114616	A1	*	5/2009	White et al.	.....	215/307
2009/0238034	A1	*	9/2009	Ulanski	.....	366/341

(73) Assignee: **Sunbeam Products, Inc.**, Boca Raton, FL (US)

(\*\*) Term: **14 Years**

\* cited by examiner

(21) Appl. No.: **29/436,017**

*Primary Examiner* — Ricky Pham

(22) Filed: **Oct. 31, 2012**

(74) *Attorney, Agent, or Firm* — Michael J. Corrigan

(51) **LOC (9) Cl.** ..... **31-00**

(57) **CLAIM**

(52) **U.S. Cl.** ..... **D7/413; D7/376; D7/378; D7/412**

The ornamental design for the blender jar, as shown and described.

(58) **Field of Classification Search** ..... D7/301–313, D7/316–319, 356–357, 368, 372–386, 391–398, D7/412–415, 503, 515, 665, 679, 691–693, D7/706; 99/275, 287, 326, 348, 492, 508–512; 215/307; 220/254.7; 241/30–37.5, 101.01–101.2, 241/166–169.1, 172, 272, 285.1–285.3, 291, 241/292.1; 366/64–67, 98, 130, 142–144, 366/192–212, 241–254, 262, 279–292, 325.8, 366/325.92, 341–347; 416/75–77, 70 R, 416/163

**DESCRIPTION**

FIG. 1 is a front perspective view of the blender jar; FIG. 2 is a front view thereof; FIG. 3 is a rear view thereof; FIG. 4 is left side view thereof; FIG. 5 is a right side view thereof; FIG. 6 is a top view thereof; and, FIG. 7 is a bottom view thereof.

The portion shown in dashed lines is shown for illustrative purposes only and forms no part of the claimed design.

See application file for complete search history.

**1 Claim, 4 Drawing Sheets**




FIG. 1






FIG. 3

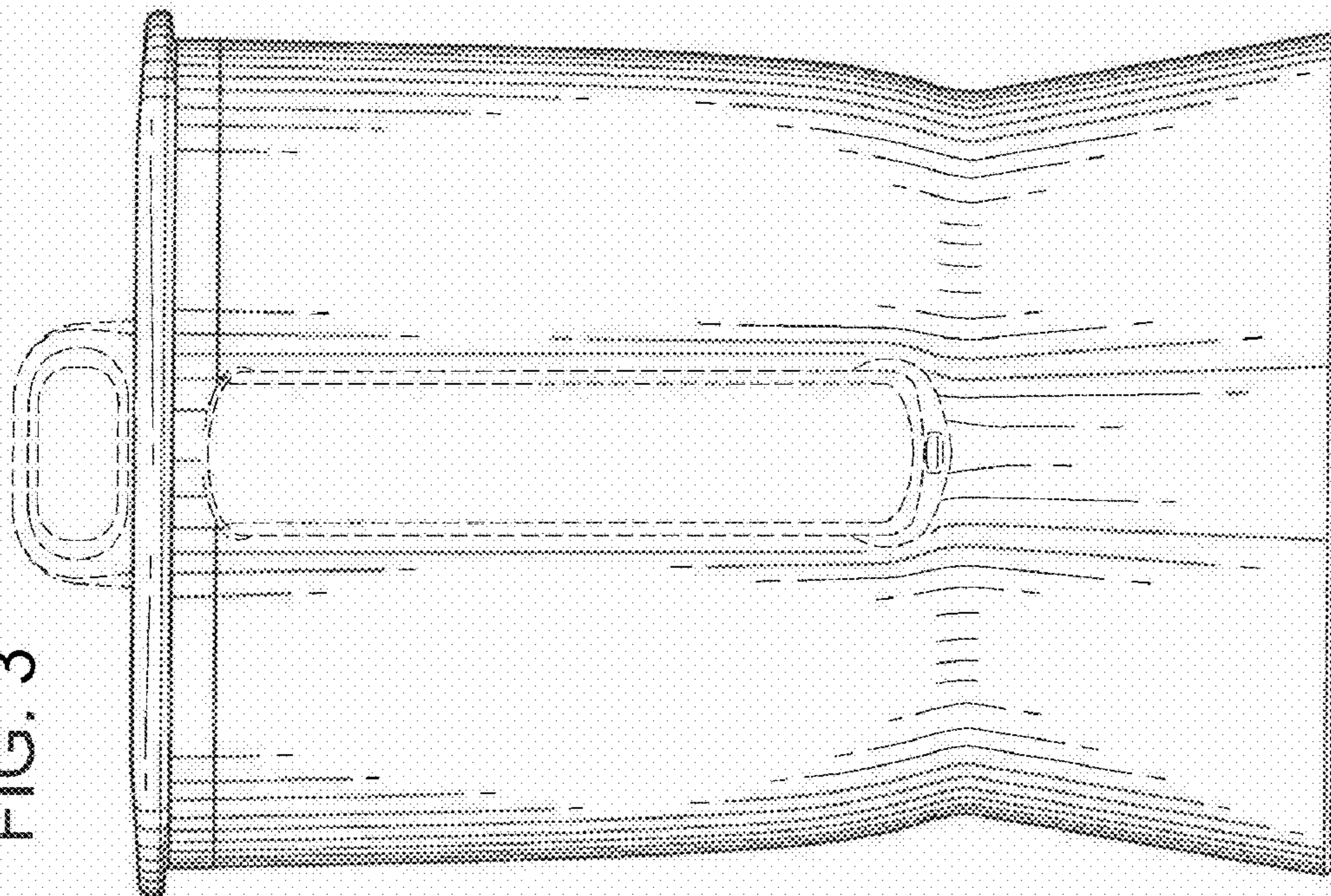


FIG. 2

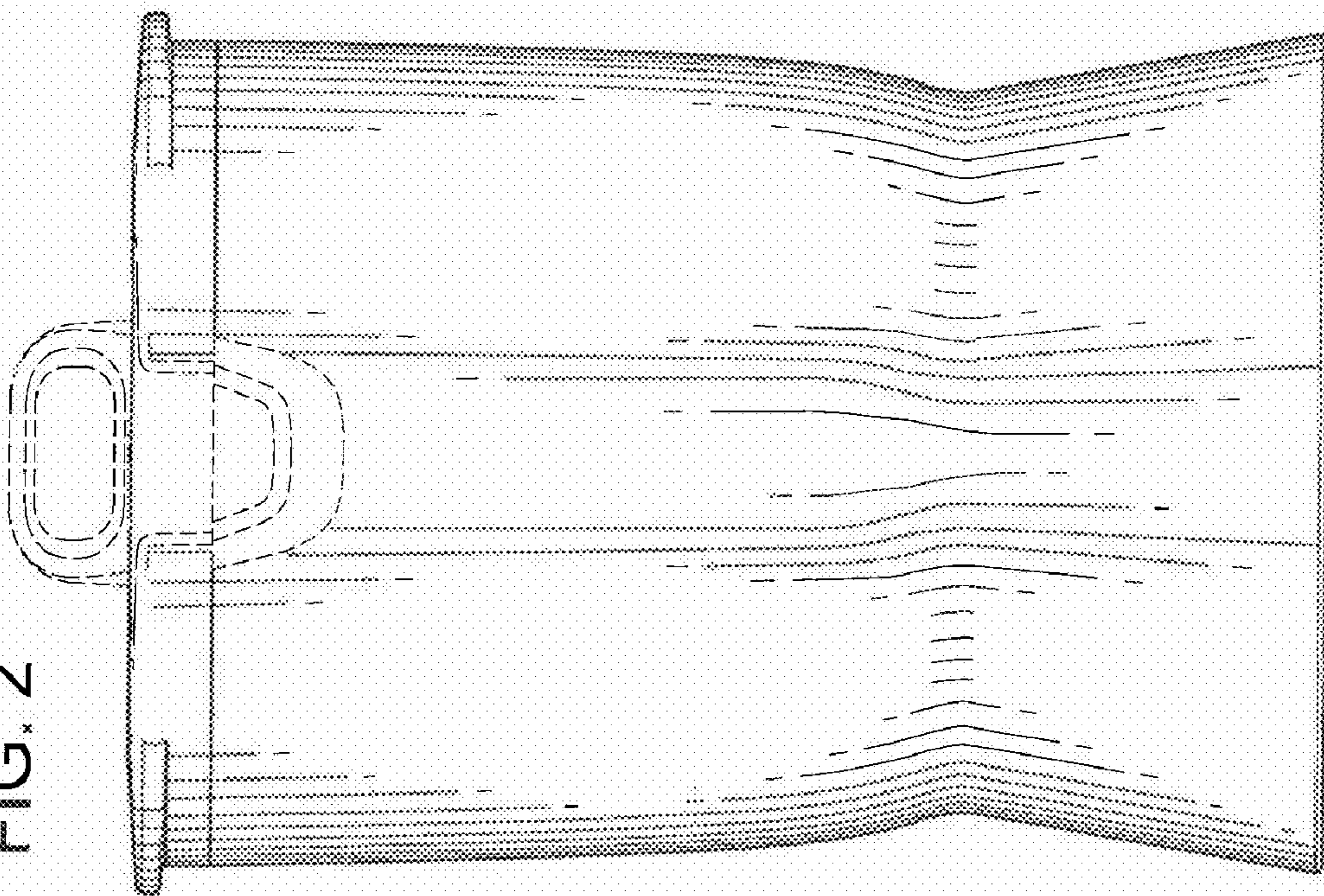




FIG. 5

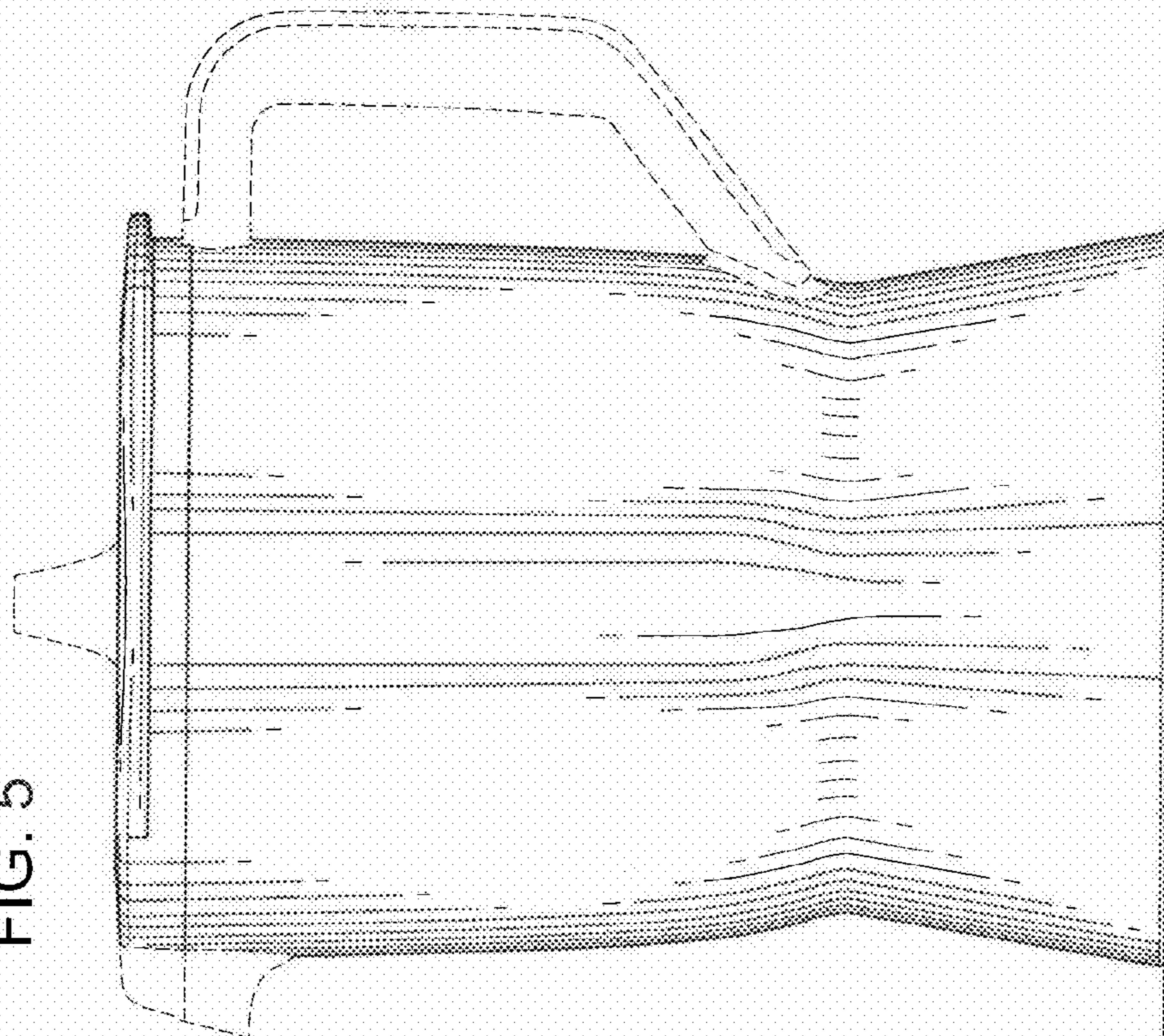
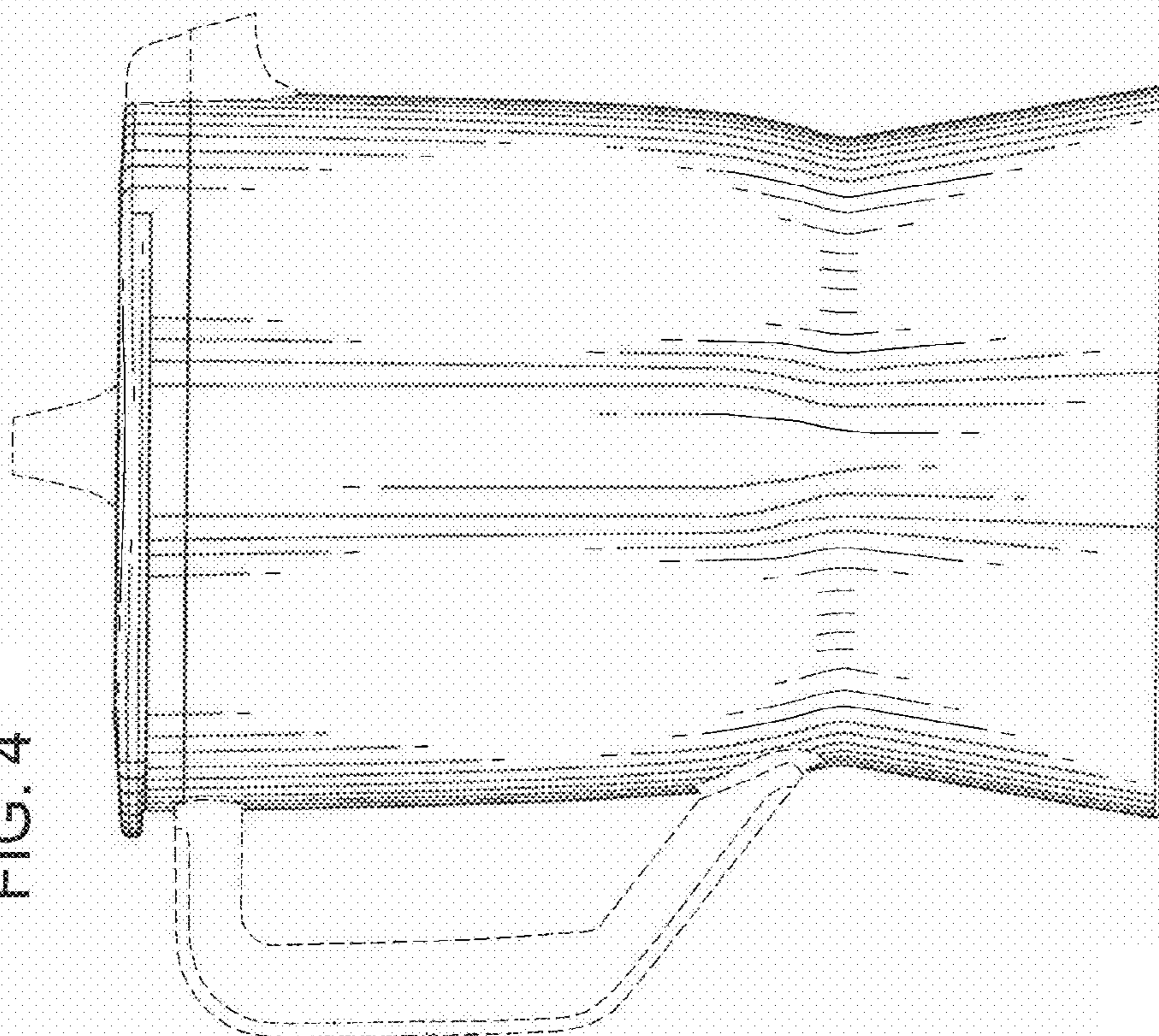


FIG. 4





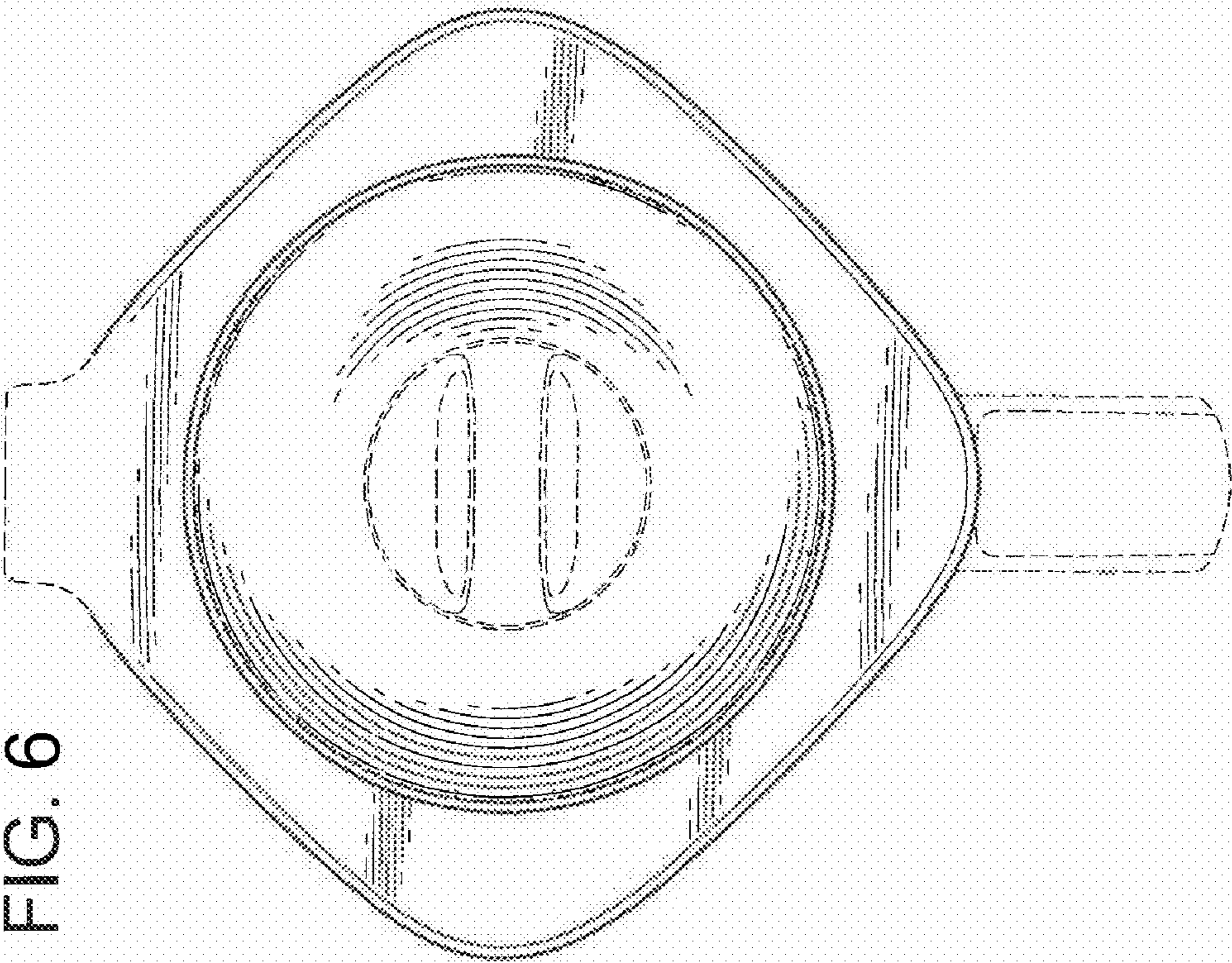


FIG. 6

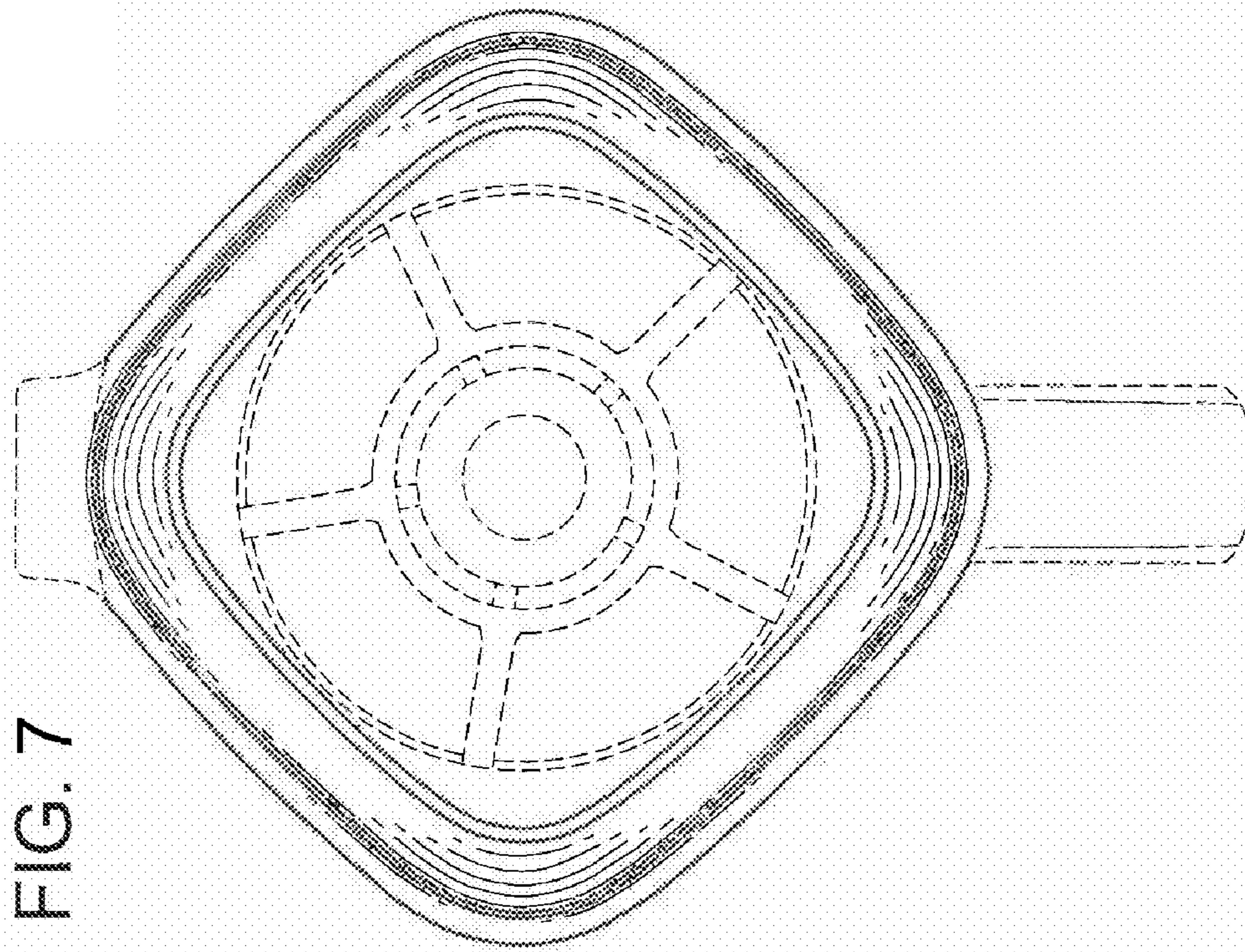


FIG. 7