

US00D678725S

(12) **United States Design Patent**  
**Sayers et al.**

(10) **Patent No.:** **US D678,725 S**  
(45) **Date of Patent:** **\*\* Mar. 26, 2013**

(54) **GRILL**  
(75) Inventors: **Stephen Anthony Sayers**, Silsden (GB);  
**Daniel Brady**, Silsden (GB)  
(73) Assignee: **Jemella Group Limited**, Manchester  
(GB)  
(\*\*) Term: **14 Years**  
(21) Appl. No.: **29/419,516**  
(22) Filed: **Apr. 29, 2012**

(30) **Foreign Application Priority Data**  
Oct. 31, 2011 (EM) ..... 001940792  
(51) **LOC (9) Cl.** ..... **07-02**  
(52) **U.S. Cl.** ..... **D7/409; D7/376; D7/378; D7/384;**  
**D7/412**  
(58) **Field of Classification Search** ..... **D5/57;**  
**D7/301-313, 316-319, 356-357, 368, 372-386,**  
**D7/391-398, 412-415, 515, 637, 665, 679,**  
**D7/691-693; D8/20, 70; D15/7, 125-126,**  
**D15/139; D23/213; 51/295-298; 99/348,**  
**99/467, 492, 508-512, 635; 125/15; 241/30-37.5,**  
**241/92, 101.01-101.2, 166-169.1, 172, 199.12,**  
**241/282.1-282.2, 285.1-285.3, 291, 292.1;**  
**248/166, 431; 366/64-67, 98, 129, 142-144,**  
**366/197-211, 241-254, 262, 279-292, 325.8,**  
**366/325.92, 341-347; 416/75-77, 70 R,**  
**416/163; 451/443, 529-533**  
See application file for complete search history.

(56) **References Cited**  
U.S. PATENT DOCUMENTS  
3,353,308 A \* 11/1967 Zane ..... 451/529  
D397,012 S \* 8/1998 Hariu ..... D8/70  
D443,281 S \* 6/2001 Sodergard ..... D15/7

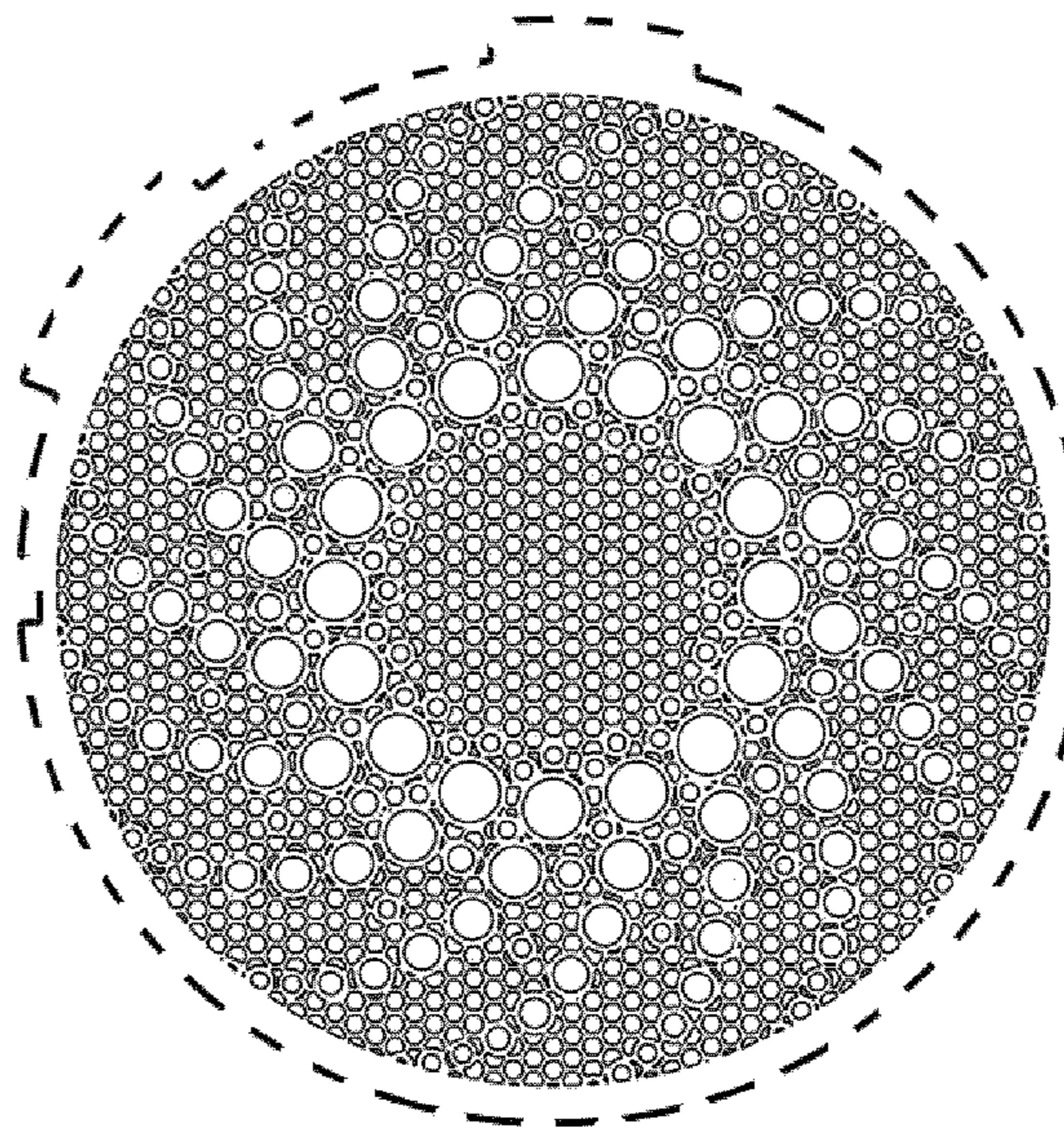
D460,767 S \* 7/2002 Kim et al. .... D15/139  
D477,207 S \* 7/2003 Kim et al. .... D8/70  
D480,613 S \* 10/2003 Wong ..... D7/693  
D483,631 S \* 12/2003 Koike et al. .... D8/20  
D512,293 S \* 12/2005 Koike et al. .... D8/70  
D536,714 S \* 2/2007 Braunschweig et al. .... D15/126  
D538,312 S \* 3/2007 Braunschweig et al. .... D15/126  
D541,317 S \* 4/2007 Braunschweig et al. .... D15/126  
D543,562 S \* 5/2007 Braunschweig et al. .... D15/126  
D546,413 S \* 7/2007 Sedwick ..... D23/213  
7,329,175 B2 \* 2/2008 Woo et al. .... 451/530  
D572,019 S \* 7/2008 Braunschweig et al. .... D5/57  
7,452,265 B2 \* 11/2008 Rambosek et al. .... 451/530  
D586,370 S \* 2/2009 Owen et al. .... D15/126  
7,628,829 B2 \* 12/2009 Woo et al. .... 51/295  
7,959,694 B2 \* 6/2011 Braunschweig et al. .... 51/298  
D645,065 S \* 9/2011 Braunschweig et al. .... D15/126  
D658,005 S \* 4/2012 Haggerty et al. .... D7/412  
D664,571 S \* 7/2012 Beyer et al. .... D15/125  
D668,912 S \* 10/2012 Haggerty et al. .... D7/412  
2005/0121017 A1 \* 6/2005 Koike et al. .... 125/15  
2007/0066198 A1 \* 3/2007 Rambosek et al. .... 451/533  
2010/0015898 A1 \* 1/2010 An et al. .... 451/443

\* cited by examiner  
*Primary Examiner* — Ricky Pham  
(74) *Attorney, Agent, or Firm* — Michael J. Brown

(57) **CLAIM**  
We claim the ornamental design for the grill, as shown and described.

**DESCRIPTION**  
FIG. 1 is a front view of the new ornamental grill of the present invention.  
FIG. 2 is a side view thereof; and,  
FIG. 3 is a rear view thereof, being a minor image of FIG. 1.  
The dashed lines appearing at the edge of the design in FIGS. 1 and 3 represents environmental structures which are not part of the claimed design.

**1 Claim, 3 Drawing Sheets**



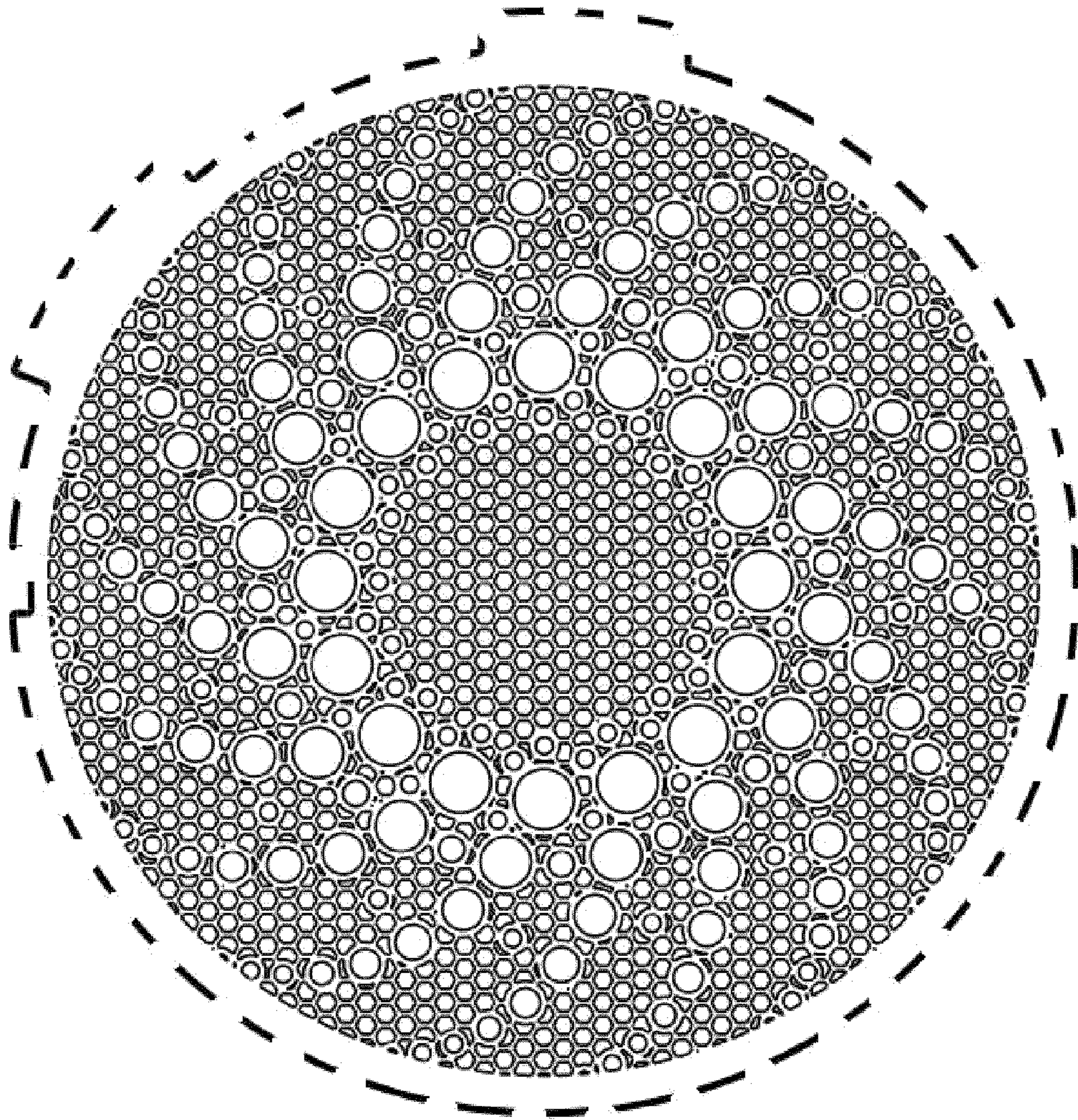


Fig. 1



**Fig. 2**

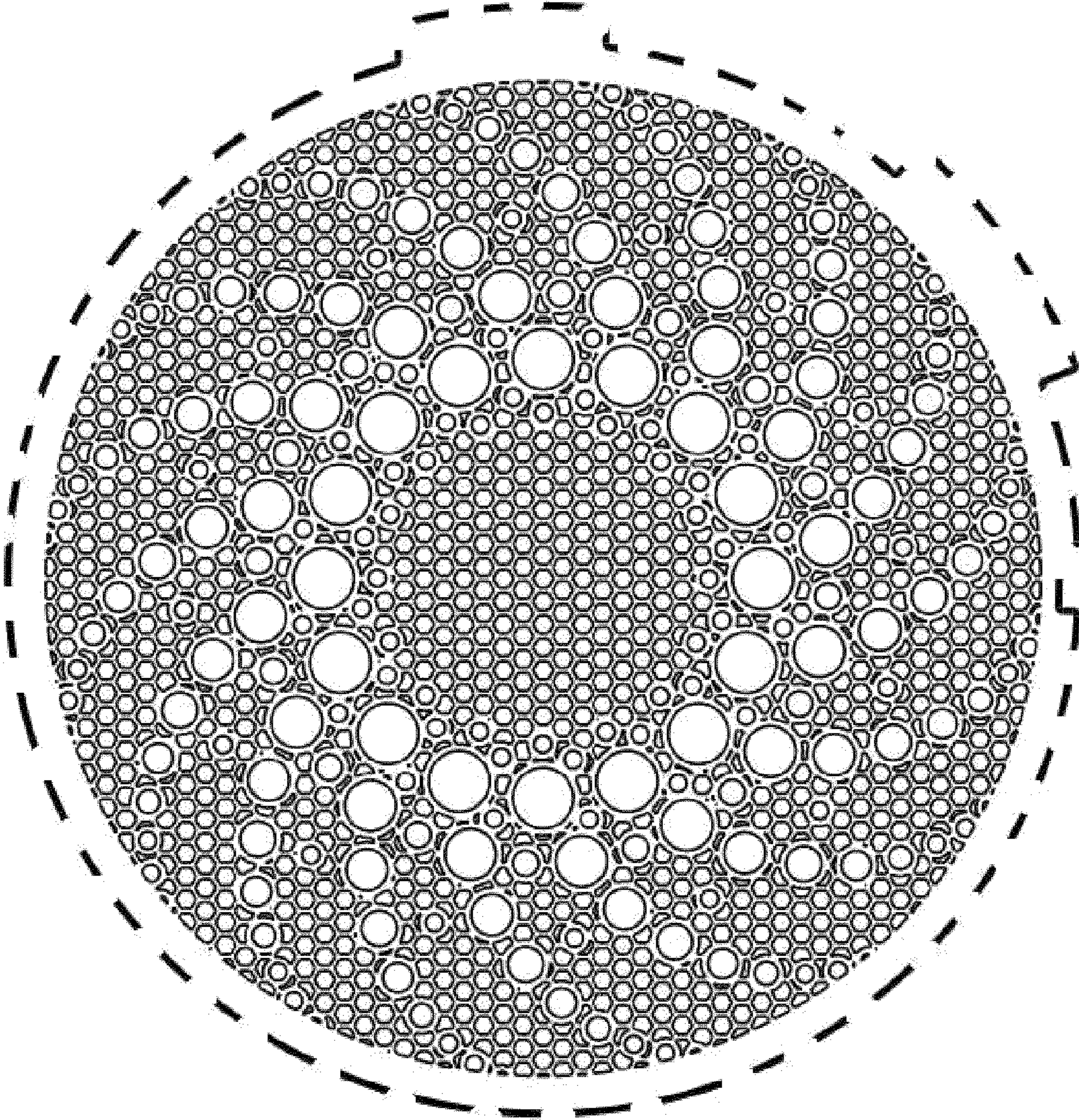


Fig. 3