



US00D678724S

(12) **United States Design Patent**
Sayers et al.

(10) **Patent No.:** **US D678,724 S**
(45) **Date of Patent:** **** Mar. 26, 2013**

(54) **GRILL**

(75) Inventors: **Steven Anthony Sayers**, Silsden (GB);
Daniel Brady, Silsden (GB)

(73) Assignee: **Jemella Group Limited**, Manchester
(GB)

(**) Term: **14 Years**

(21) Appl. No.: **29/419,515**

(22) Filed: **Apr. 29, 2012**

(30) **Foreign Application Priority Data**

Oct. 31, 2011 (EM) 001940388

(51) **LOC (9) Cl.** **07-02**

(52) **U.S. Cl.** **D7/409; D7/376; D7/378; D7/384;**
D7/412

(58) **Field of Classification Search** D5/57;
D7/301-313, 316-319, 356-357, 368, 372-386,
D7/391-398, 412-415, 515, 637, 665, 679,
D7/691-693; D8/20, 70; D15/7, 125-126,
D15/139; D23/213; 51/295-298; 99/348,
99/467, 492, 508-512, 635; 125/15; 241/30-37.5,
241/92, 101.01-101.2, 166-169.1, 172, 199.12,
241/282.1-282.2, 285.1-285.3, 291, 292.1;
248/166, 431; 366/64-67, 98, 129, 142-144,
366/197-211, 241-254, 262, 279-292, 325.8,
366/325.92, 341-347; 416/75-77, 70 R,
416/163; 451/443, 529-533
See application file for complete search history.

(56) **References Cited**

U.S. PATENT DOCUMENTS

3,353,308 A * 11/1967 Zane 451/529
D397,012 S * 8/1998 Hariu D8/70
D443,281 S * 6/2001 Sodergard D15/7

D460,767 S * 7/2002 Kim et al. D15/139
D477,207 S * 7/2003 Kim et al. D8/70
D480,613 S * 10/2003 Wong D7/693
D483,631 S * 12/2003 Koike et al. D8/20
D512,293 S * 12/2005 Koike et al. D8/70
D536,714 S * 2/2007 Braunschweig et al. D15/126
D538,312 S * 3/2007 Braunschweig et al. D15/126
D541,317 S * 4/2007 Braunschweig et al. D15/126
D543,562 S * 5/2007 Braunschweig et al. D15/126
D546,413 S * 7/2007 Sedwick D23/213
7,329,175 B2 * 2/2008 Woo et al. 451/530
D572,019 S * 7/2008 Braunschweig et al. D5/57
7,452,265 B2 * 11/2008 Rambosek et al. 451/530
D586,370 S * 2/2009 Owen et al. D15/126
7,628,829 B2 * 12/2009 Woo et al. 51/295
7,959,694 B2 * 6/2011 Braunschweig et al. 51/298
D645,065 S * 9/2011 Braunschweig et al. D15/126
D658,005 S * 4/2012 Haggerty et al. D7/412
D664,571 S * 7/2012 Beyer et al. D15/125
D668,912 S * 10/2012 Haggerty et al. D7/412
2005/0121017 A1 * 6/2005 Koike et al. 125/15
2007/0066198 A1 * 3/2007 Rambosek et al. 451/533
2010/0015898 A1 * 1/2010 An et al. 451/443

* cited by examiner

Primary Examiner — Ricky Pham

(74) *Attorney, Agent, or Firm* — Michael J. Brown

(57) **CLAIM**

We claim the ornamental design for the grill, as shown and described.

DESCRIPTION

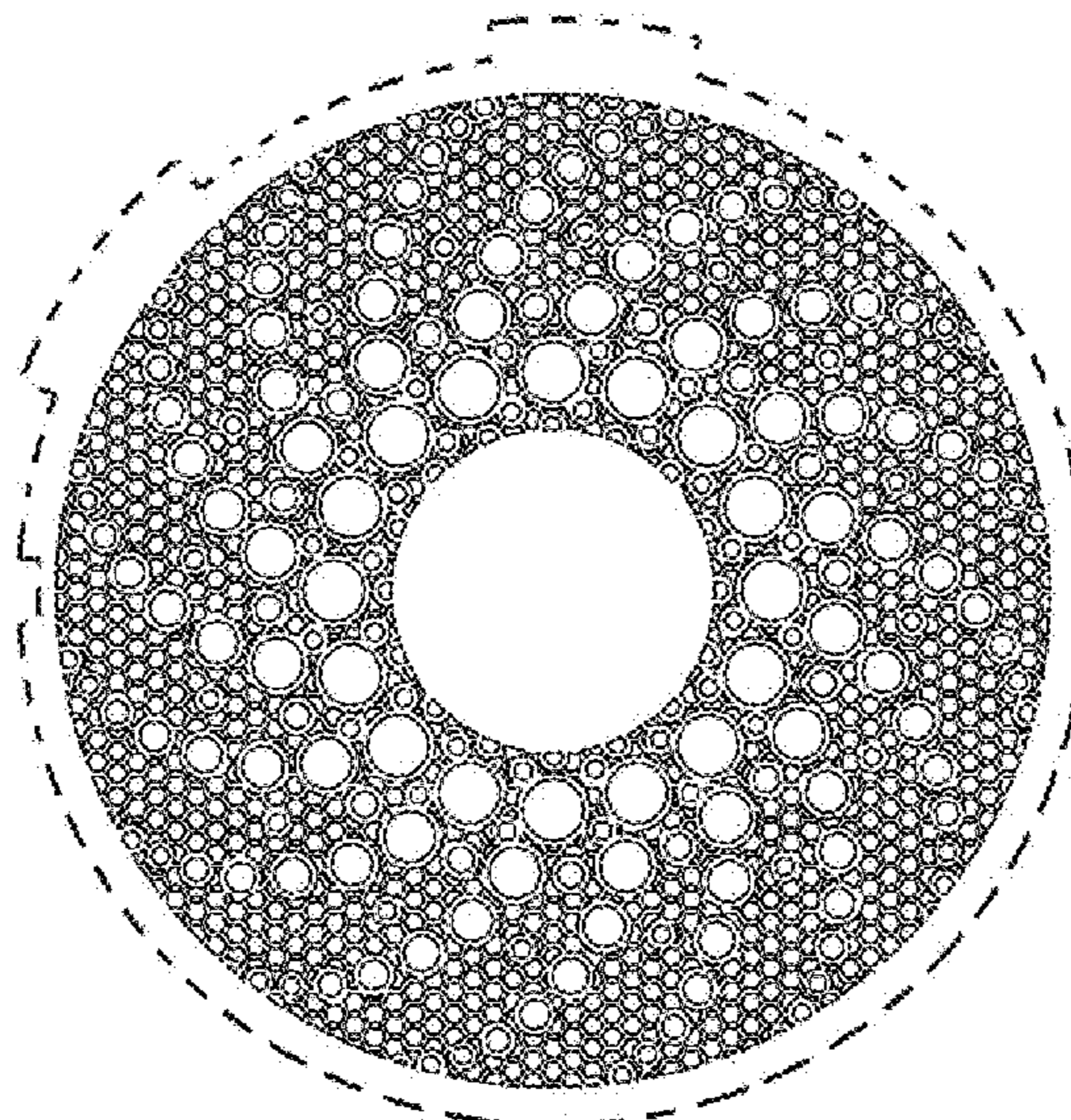
FIG. 1 is a front view of the new ornamental grill of the present invention.

FIG. 2 is a side view thereof; and,

FIG. 3 is a rear view thereof, being a mirror image of FIG. 1.

The dashed lines appearing at the edge of the design in FIGS. 1 and 3 represents environmental structures which are not part of the claimed design.

1 Claim, 3 Drawing Sheets



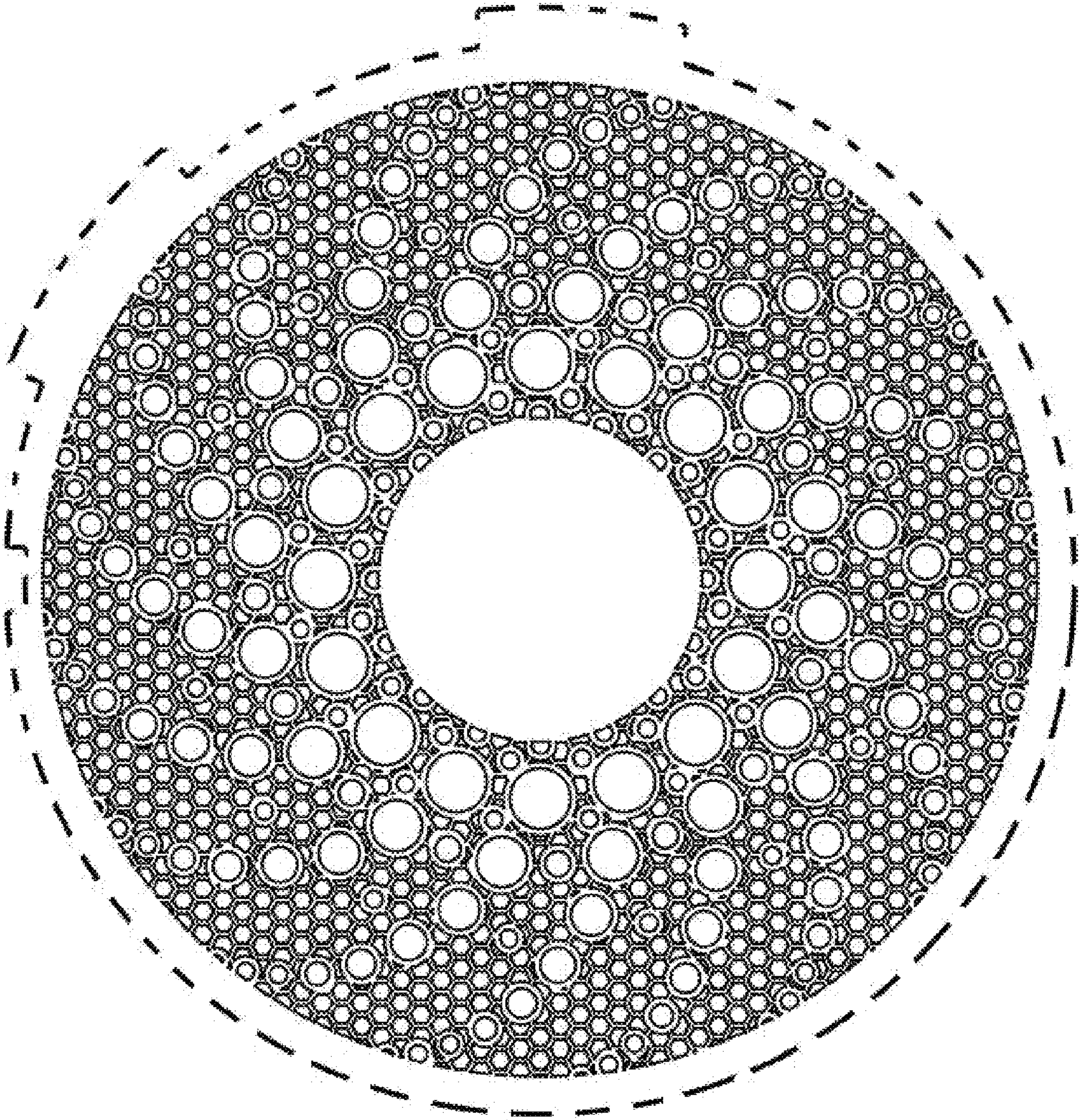


Fig. 1



Fig. 2

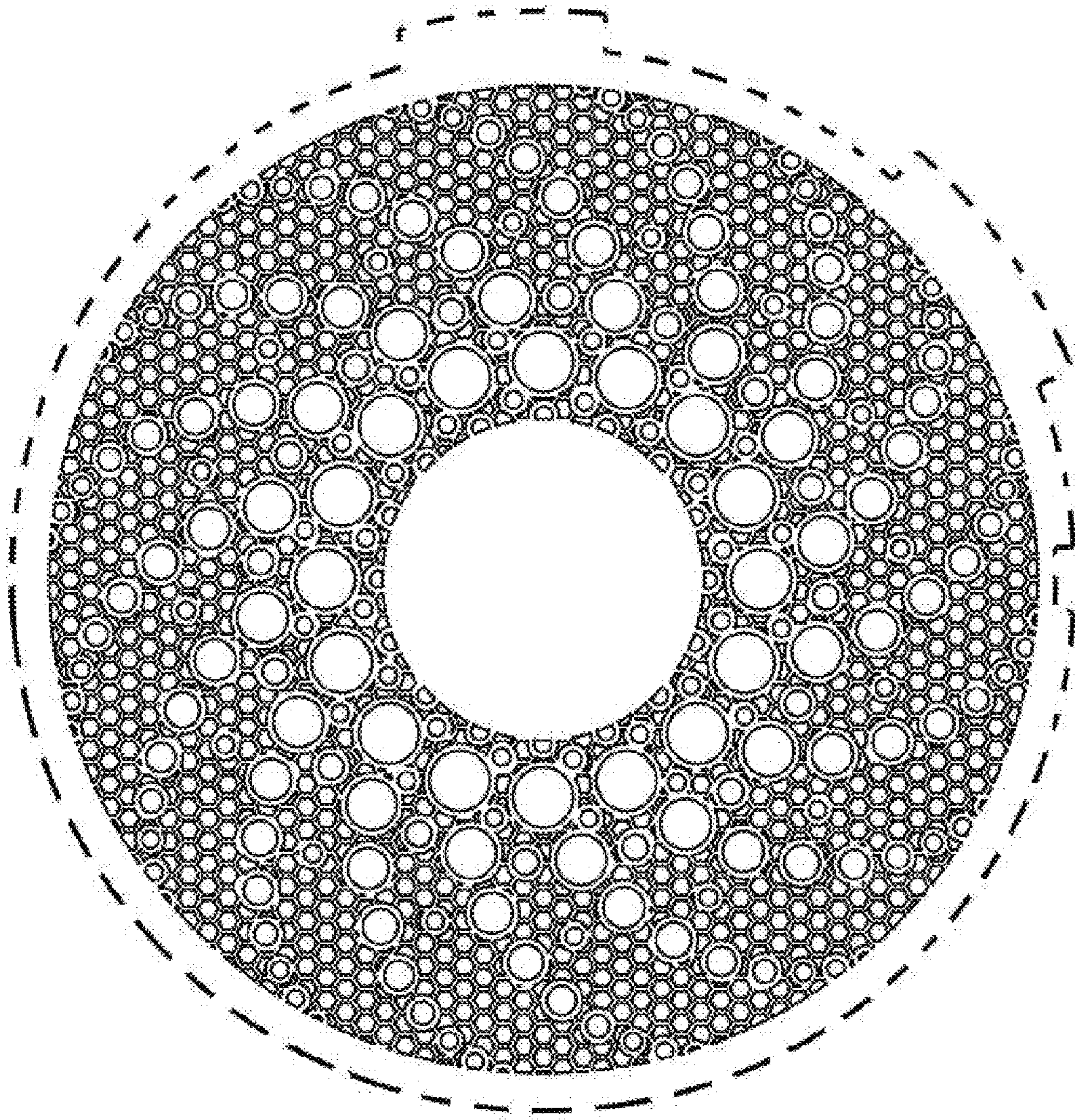


Fig. 3