



US00D678721S

(12) **United States Design Patent**
Roberson et al.

(10) **Patent No.:** **US D678,721 S**
(45) **Date of Patent:** **** Mar. 26, 2013**

(54) **MICROWAVE OVEN WITH DRAWER**

(75) Inventors: **Andrew Roberson**, Long Beach, CA (US); **Graham Sadtler**, Huntington Beach, CA (US)

(73) Assignee: **BSH Home Appliances Corporation**, Irvine, CA (US)

(**) Term: **14 Years**

(21) Appl. No.: **29/416,432**

(22) Filed: **Mar. 22, 2012**

(51) **LOC (9) Cl.** **07-02**

(52) **U.S. Cl.** **D7/405**

(58) **Field of Classification Search** D7/339-441,
D7/350.1-350.4; 126/19 R, 21 A, 21 R,
126/39 B, 39 C, 239 R, 273 A, 273 R; 219/391-394,
219/756-758; 99/348, 353, 367, 468; D32/1-3,
D32/5, 6, 8

See application file for complete search history.

(56) **References Cited**

U.S. PATENT DOCUMENTS

D366,983 S *	2/1996	Leukhardt et al.	D7/349
D377,853 S *	2/1997	Sparks	D32/3
D379,734 S *	6/1997	Baldwin	D7/405
D524,095 S *	7/2006	Pino et al.	D7/349
D525,476 S *	7/2006	Bengtson et al.	D7/349
D527,948 S *	9/2006	Bengtson	D7/405
D571,149 S *	6/2008	Crookshanks	D7/405
D592,009 S *	5/2009	Crookshanks	D7/405

D612,206 S *	3/2010	Baker et al.	D7/402
D612,207 S *	3/2010	Baker et al.	D7/402
D622,914 S *	8/2010	Crookshanks et al.	D32/3
D626,782 S *	11/2010	Busalt et al.	D7/349
D633,336 S *	3/2011	Sadtler	D7/405
D651,460 S *	1/2012	Sadtler	D7/405
D654,299 S *	2/2012	Benold	D7/350.1
D665,625 S *	8/2012	Sadtler	D7/405

* cited by examiner

Primary Examiner — T. Chase Nelson

Assistant Examiner — Mark Cavanna

(74) *Attorney, Agent, or Firm* — James E. Howard; Andre Pallapies

(57) **CLAIM**

The ornamental design for microwave oven with drawer, as shown and described.

DESCRIPTION

FIG. 1 is a front perspective view, from the top, of a front face of a microwave oven with drawer showing our new ornamental design;

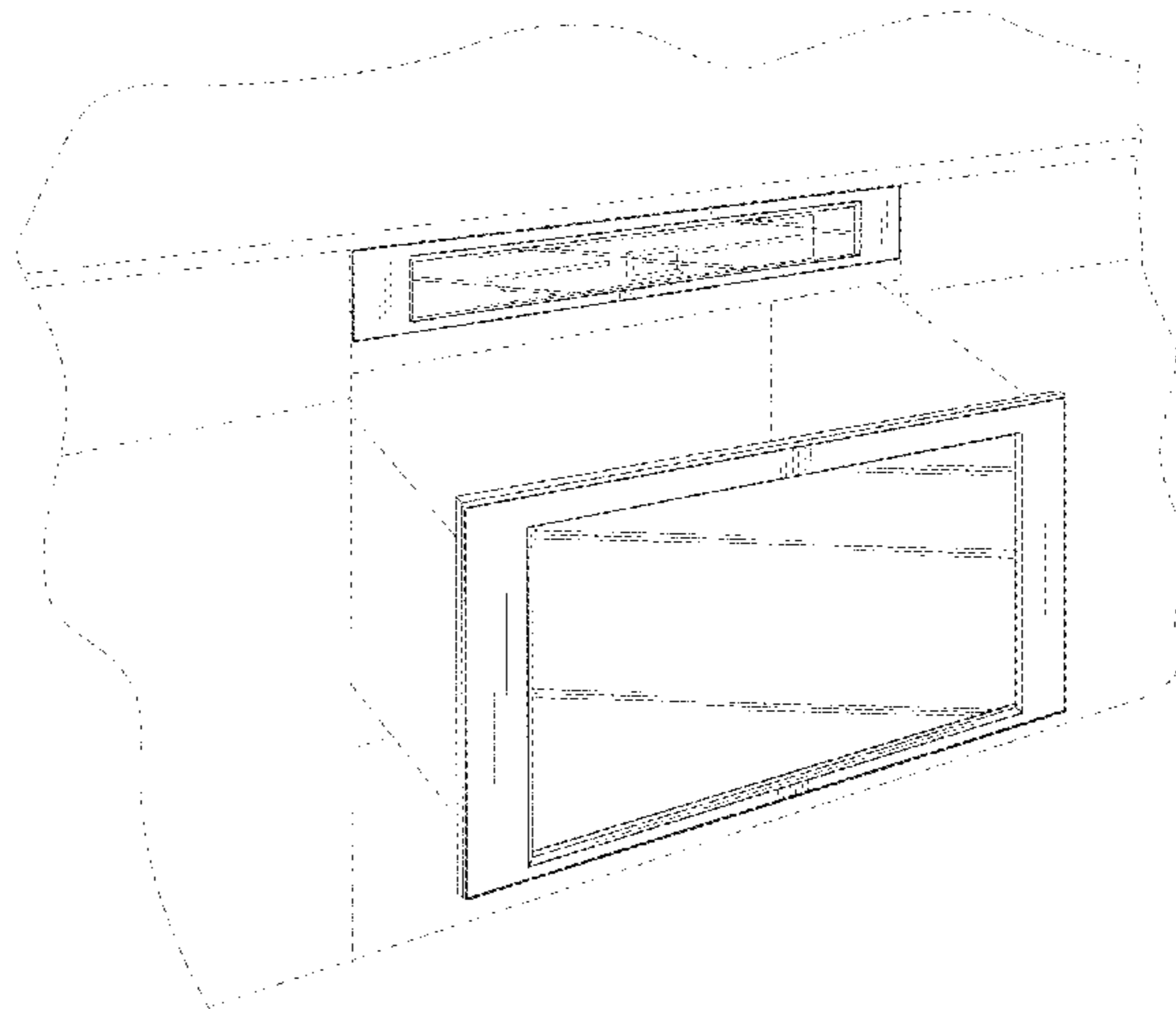
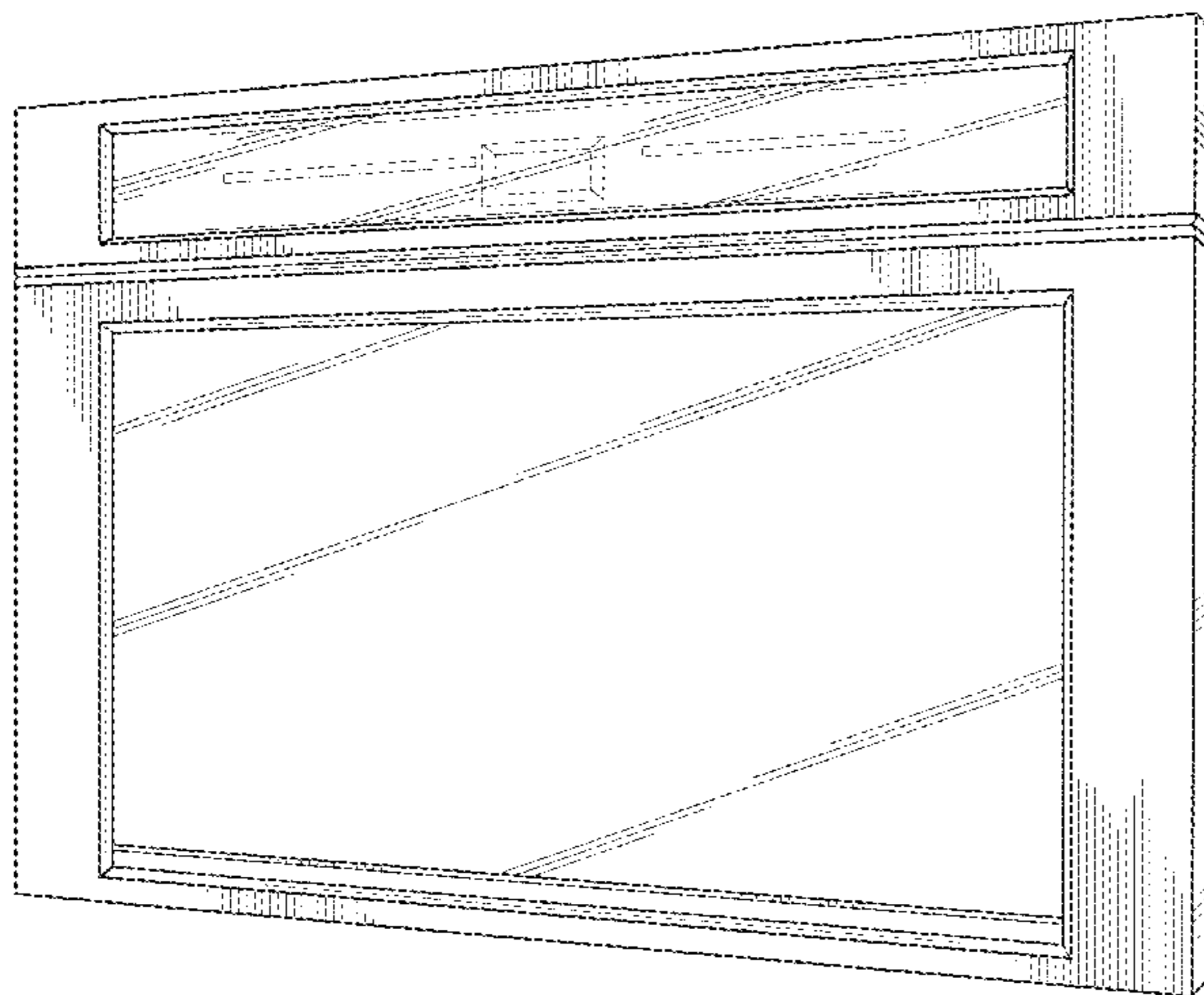
FIG. 2 is a front view thereof;

FIG. 3 is a perspective reference view thereof in a retracted position within a sample environment; and,

FIG. 4 is another perspective reference view thereof in an extended position within the sample environment.

The broken lines of the microwave oven/drawer and/or components thereof show surrounding structure or environment and do not form part of the claimed design.

1 Claim, 4 Drawing Sheets



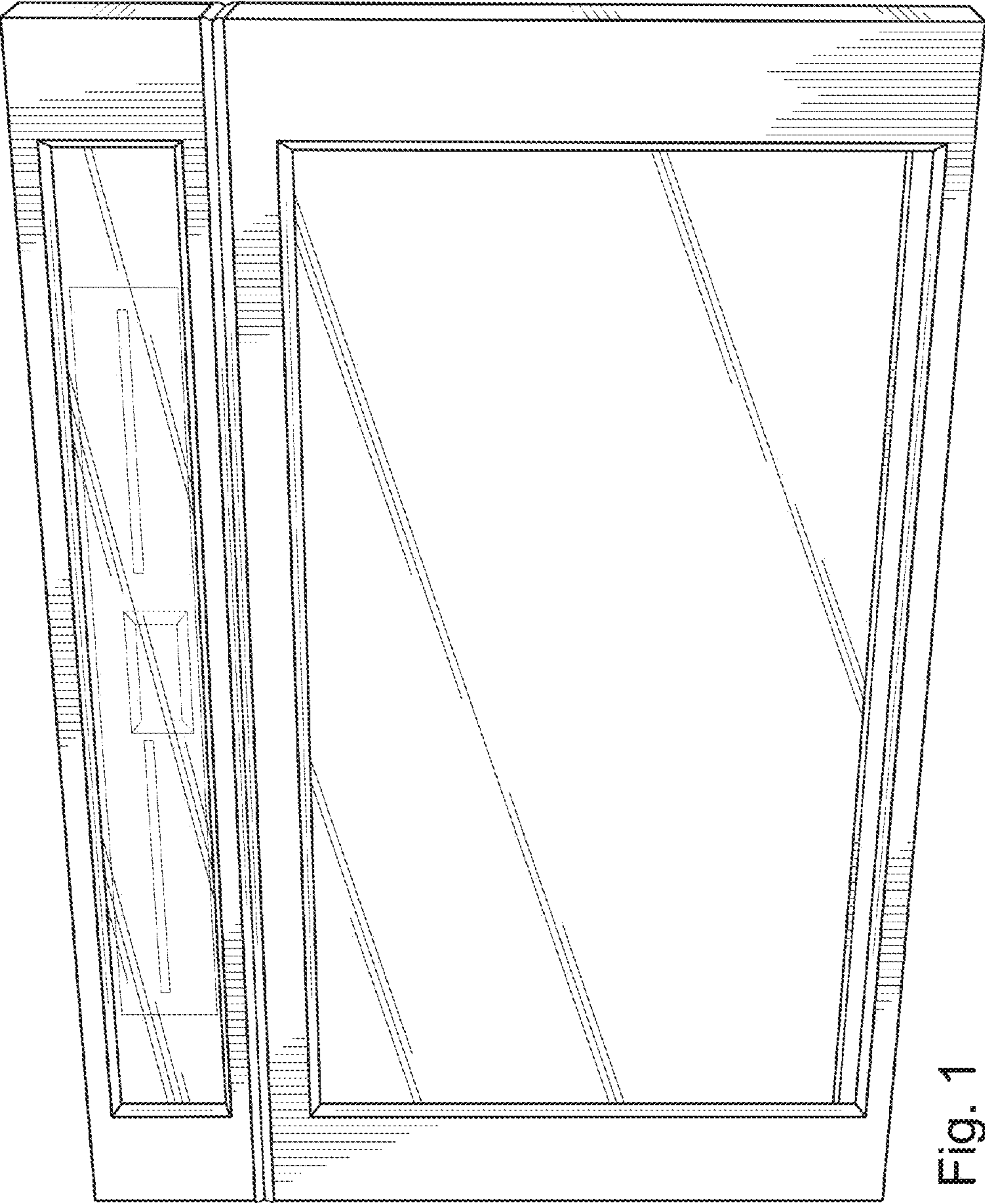


Fig. 1

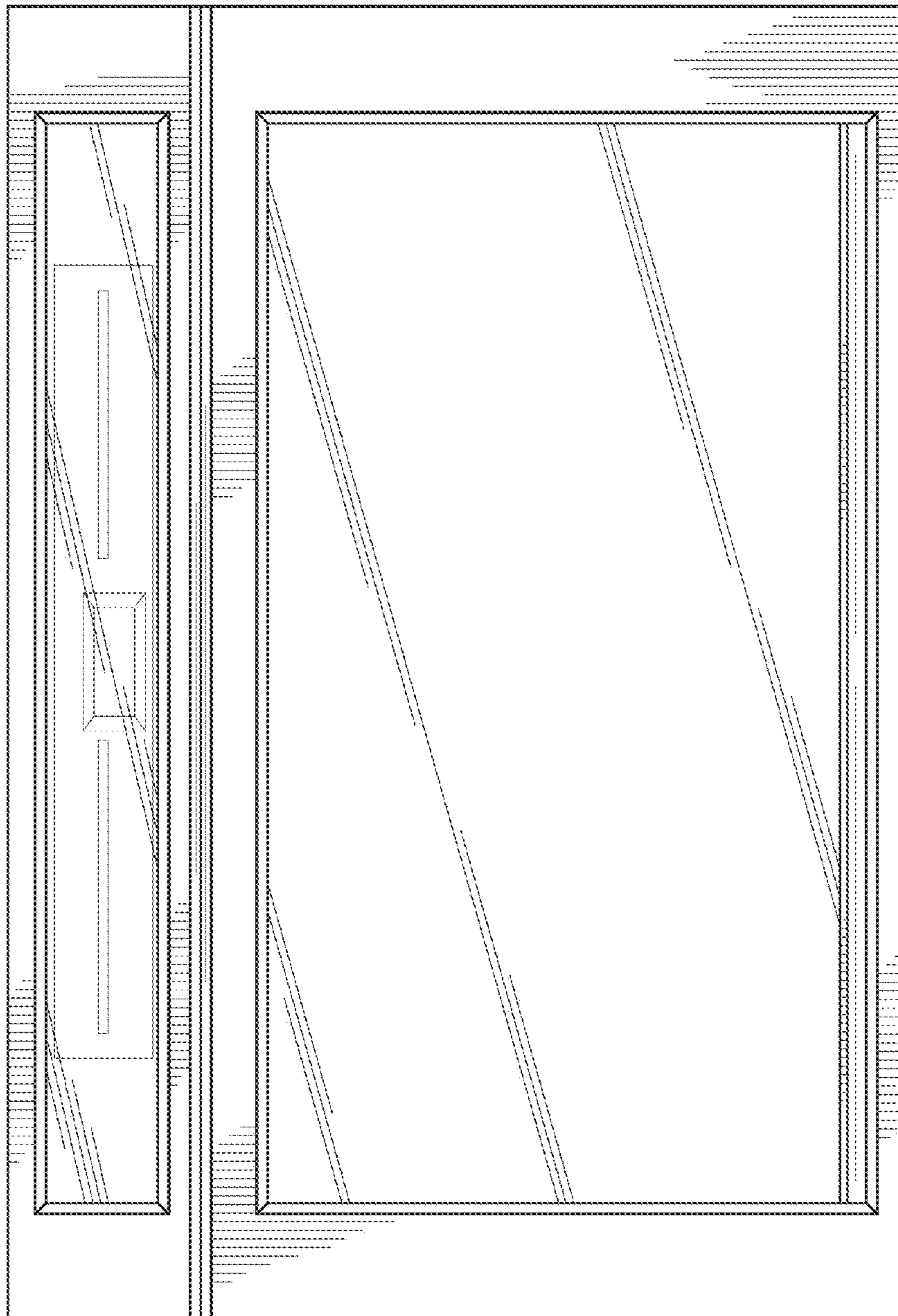


Fig. 2

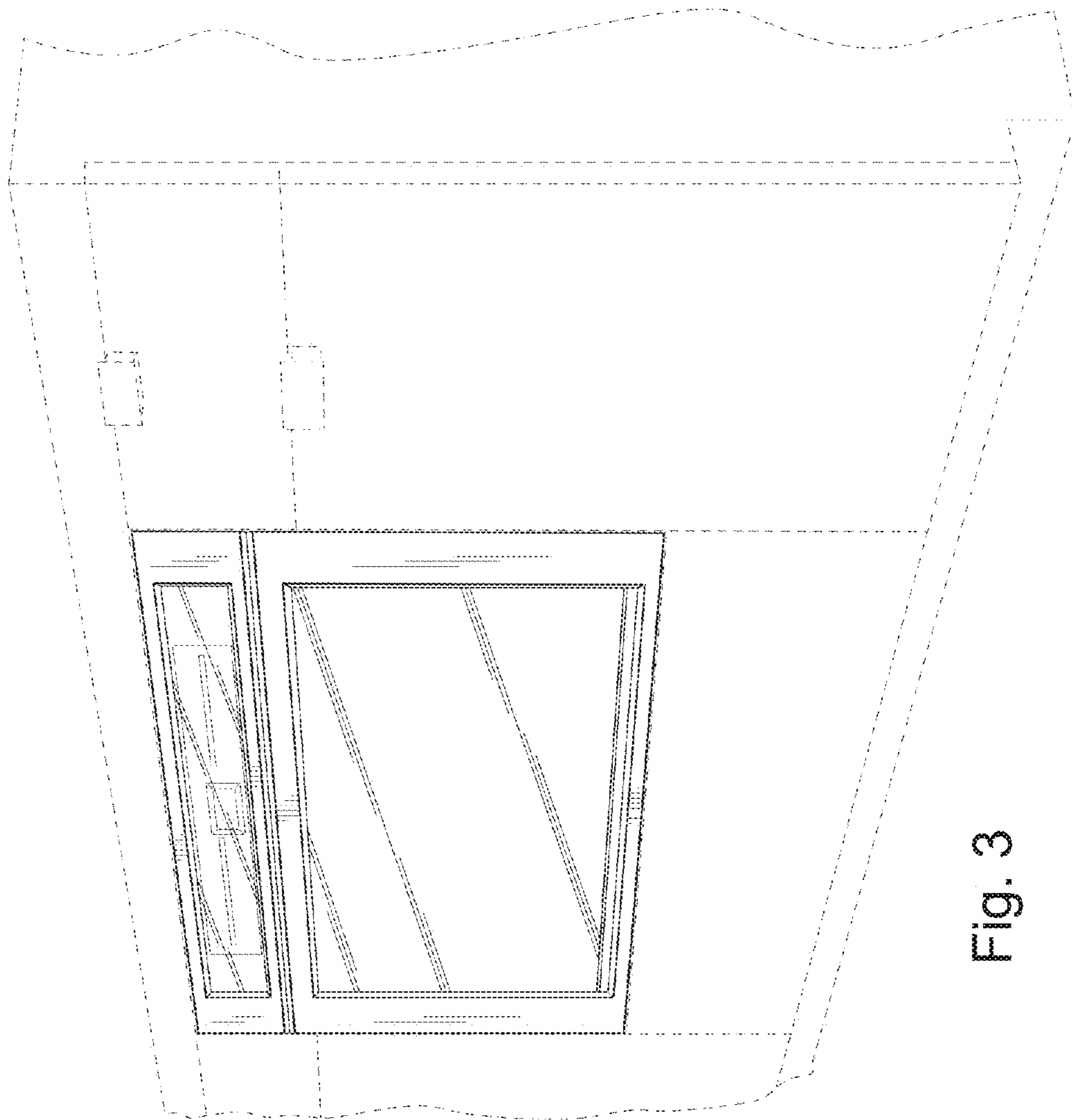


Fig. 3

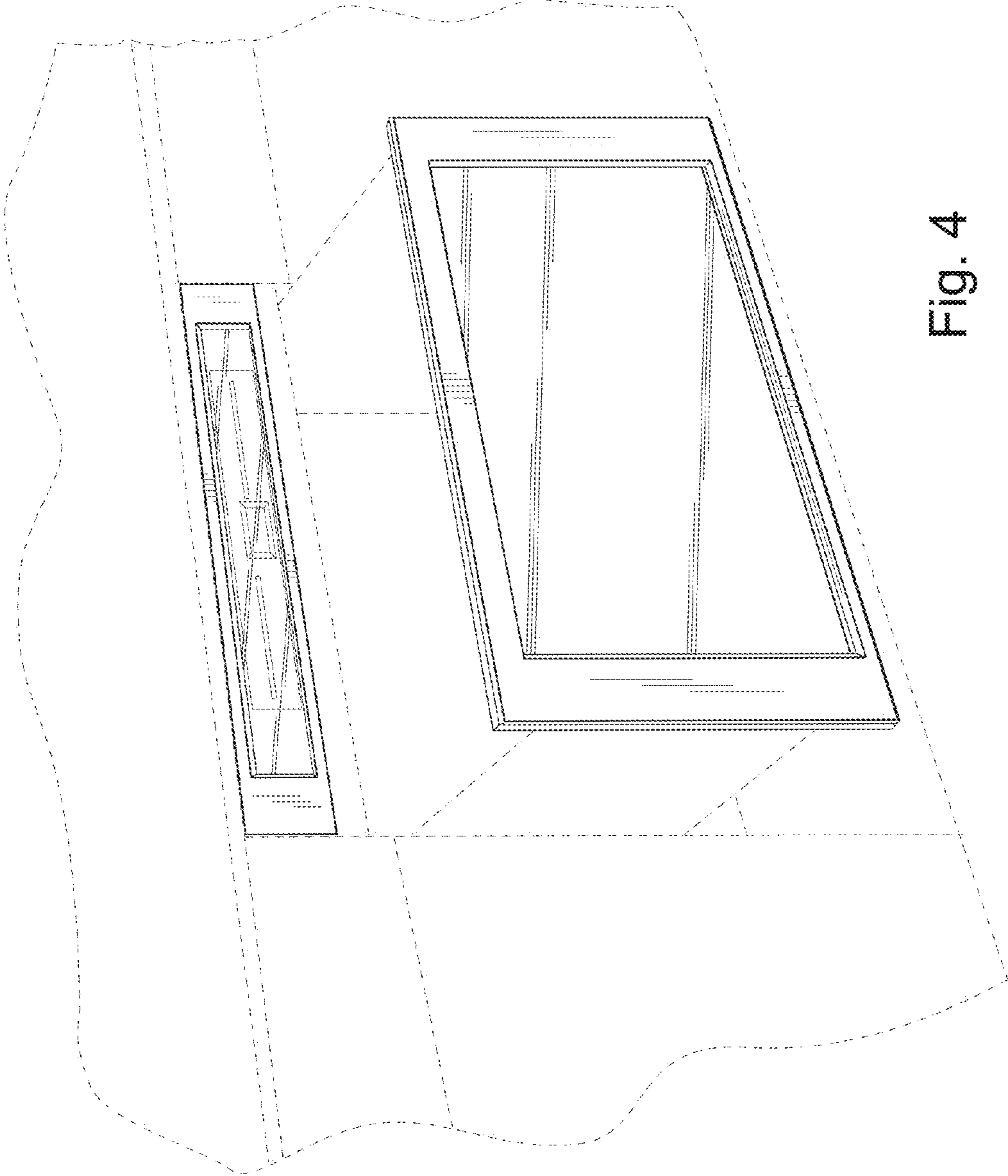


Fig. 4