



US00D678716S

(12) **United States Design Patent**  
**Rae**

(10) **Patent No.:** **US D678,716 S**  
(45) **Date of Patent:** **\*\* Mar. 26, 2013**

(54) **COOKWARE ELONGATED SIDE HANDLE**

(75) Inventor: **Robert A. Rae**, Las Vegas, NV (US)

(73) Assignee: **Meyer Intellectual Properties Limited**  
(VG)

(\*\*) Term: **14 Years**

(21) Appl. No.: **29/411,647**

(22) Filed: **Jan. 24, 2012**

(51) **LOC (9) Cl.** ..... **07-02**

(52) **U.S. Cl.** ..... **D7/395**

(58) **Field of Classification Search** ..... D7/354-361,  
D7/393-395, 401.2, 664; D8/107, 300, 303,  
D8/307, 313, 321; D4/138, 129; 16/421,  
16/430, 431, 110.1, 407; 220/573.1-573.5,  
220/752, 753, 755, 756, 759, 767, 771, 912

See application file for complete search history.

(56) **References Cited**

**U.S. PATENT DOCUMENTS**

D433,278 S *	11/2000	LoGiudice	.....	D7/395
D561,526 S *	2/2008	Bunting et al.	.....	D7/395
D589,744 S *	4/2009	Rae	.....	D7/395
D598,705 S *	8/2009	Tetreault	.....	D7/395
D613,551 S *	4/2010	Pantaleo	.....	D7/395

D617,607 S *	6/2010	Pantaleo	.....	D7/395
D622,098 S *	8/2010	Pantaleo	.....	D7/395
D645,698 S *	9/2011	Rae	.....	D7/395
D653,078 S *	1/2012	Cheng et al.	.....	D7/395
D667,691 S *	9/2012	Rae	.....	D7/395
D667,693 S *	9/2012	Rae	.....	D7/395

\* cited by examiner

*Primary Examiner* — Cynthia M Chin

(74) *Attorney, Agent, or Firm* — Edward S. Sherman


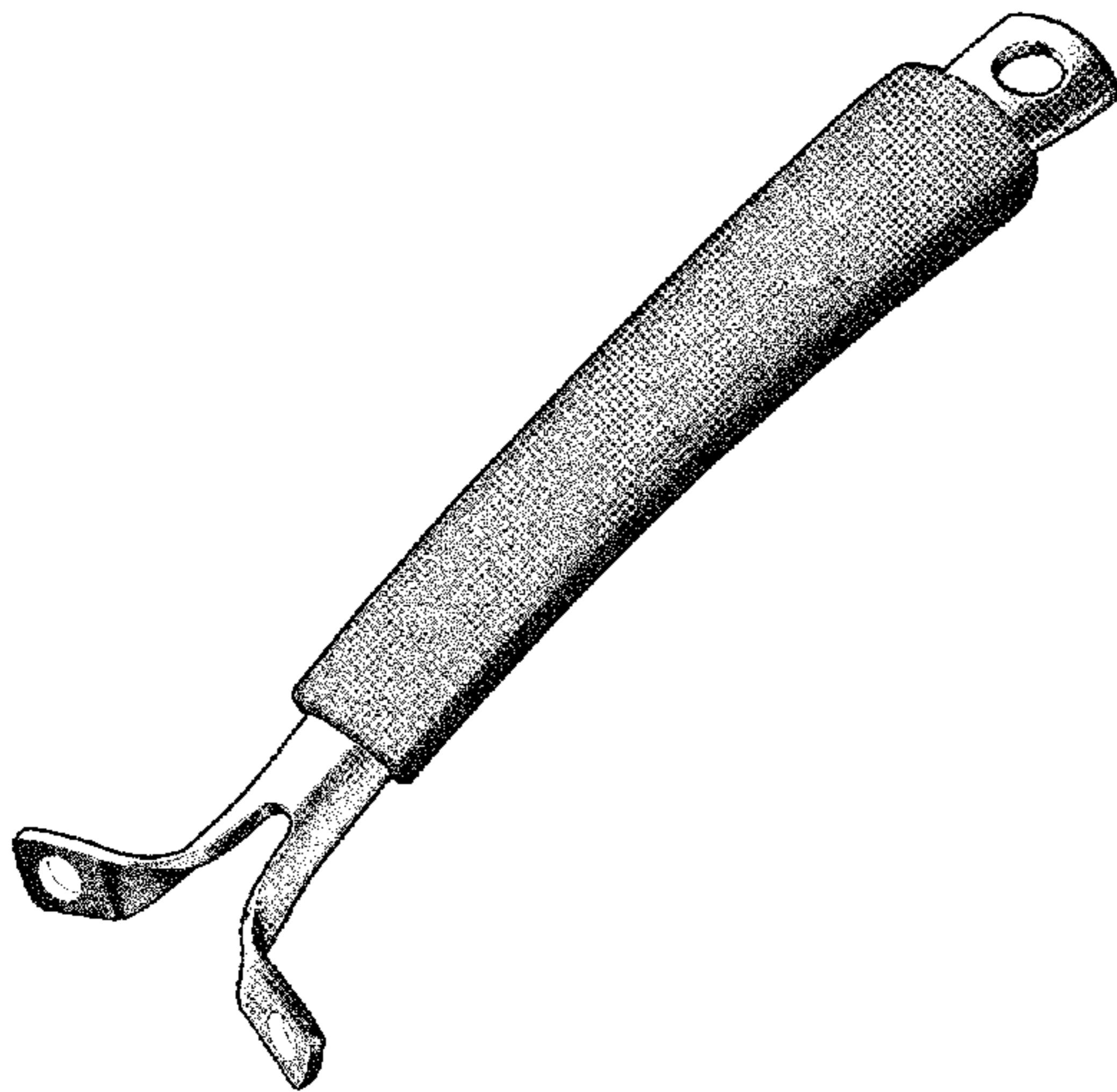
(57) **CLAIM**

The ornamental design for a cookware elongated side handle, as shown and described.

**DESCRIPTION**

FIG. 1 is a perspective view of the cookware elongated side handle, showing my new design;  
FIG. 2 is a right side elevation view thereof; the left side elevation view being the mirror image thereof,  
FIG. 3 is a top plan view thereof;  
FIG. 4 is a bottom plan view thereof;  
FIG. 5 is a front elevation view thereof; and,  
FIG. 6 is a back elevation view thereof.  
The broken lines in FIGS. 1, 2, 5 & 6 depicts the environment in which the article resides and forms not part of the claimed design.

**1 Claim, 3 Drawing Sheets**



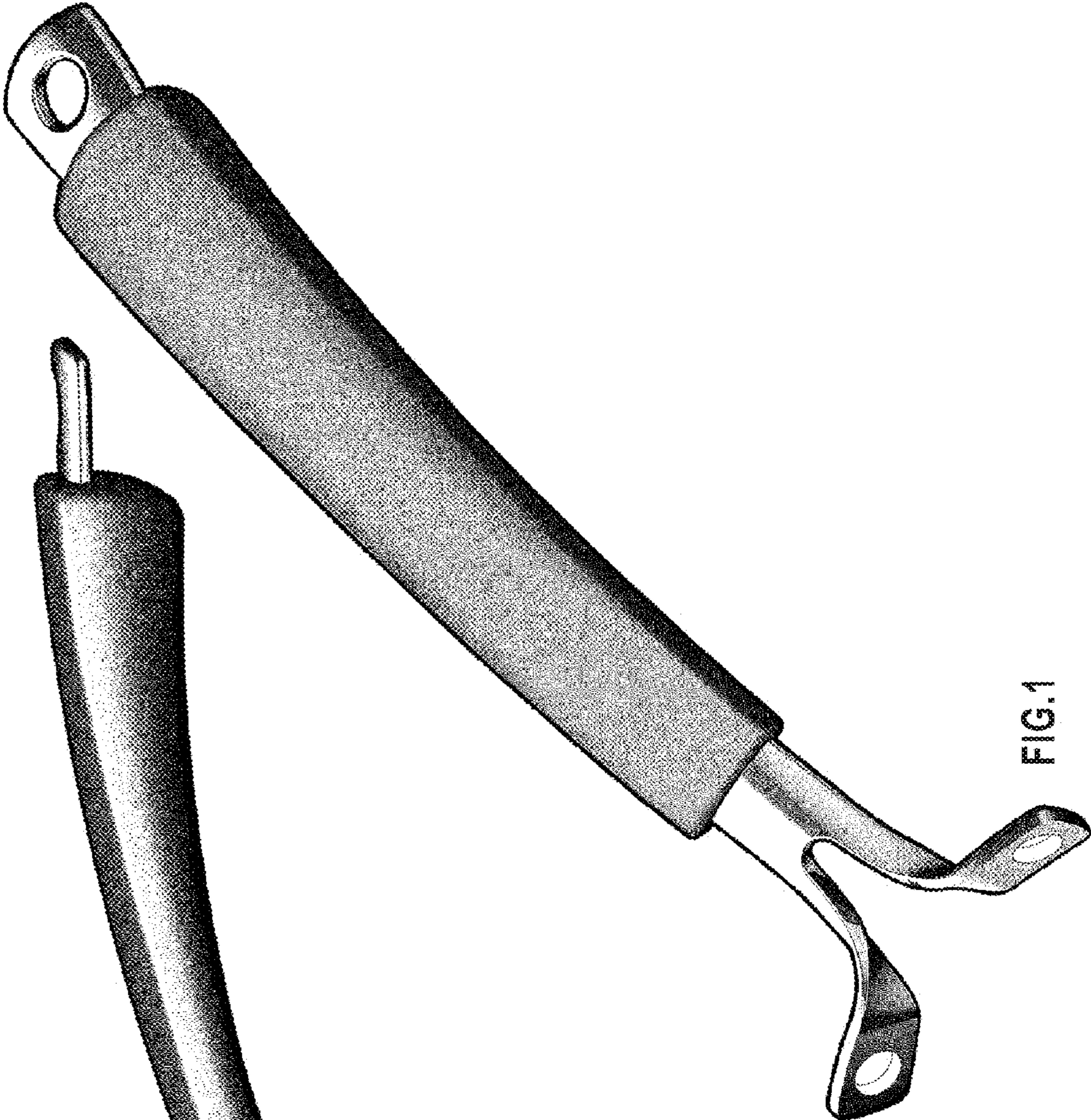


FIG.1

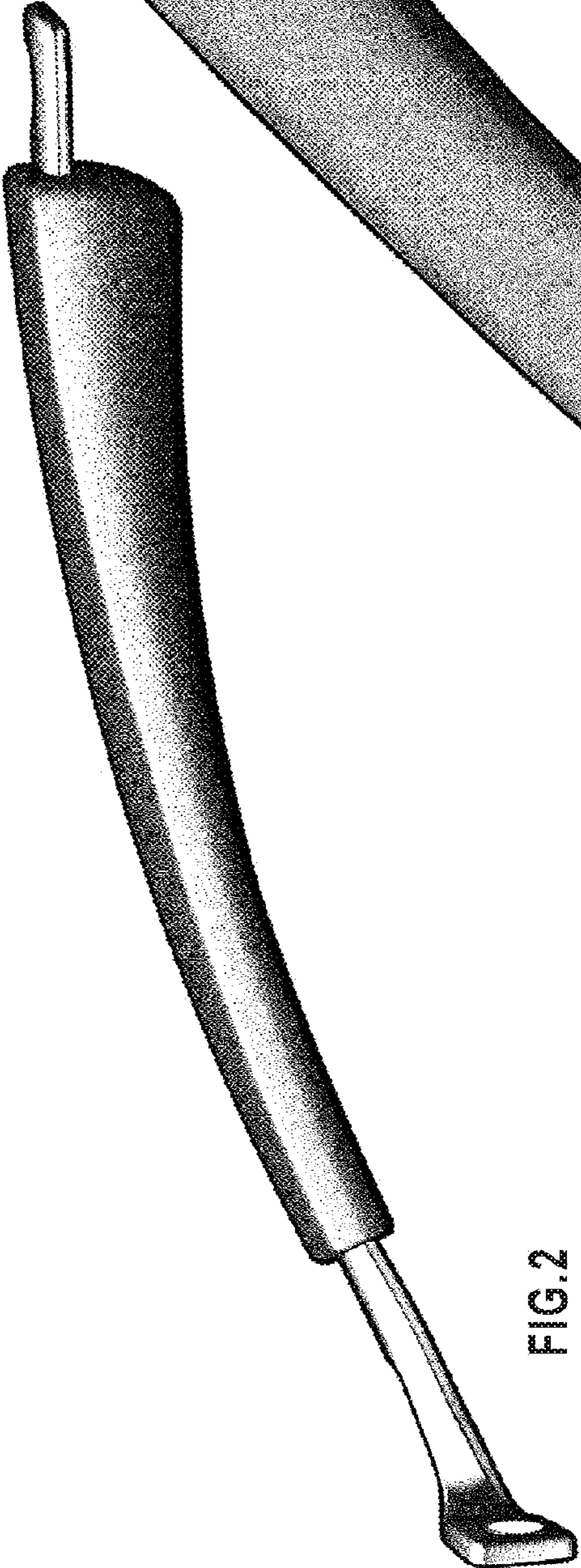


FIG.2

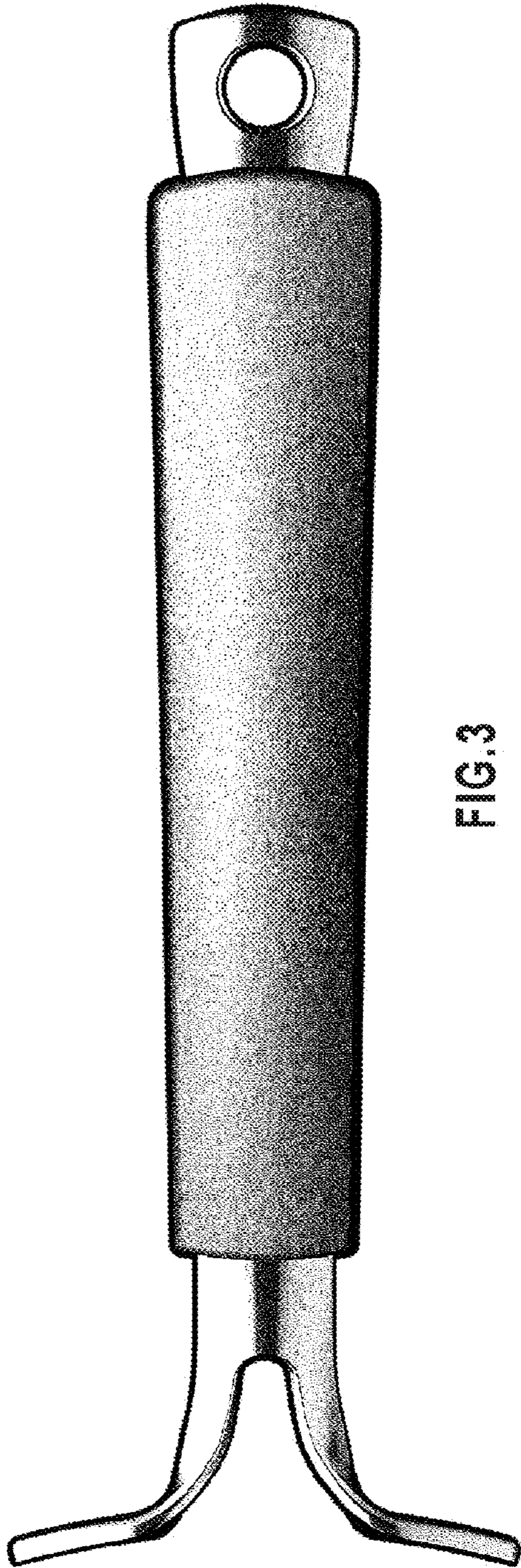


FIG. 3




FIG. 4

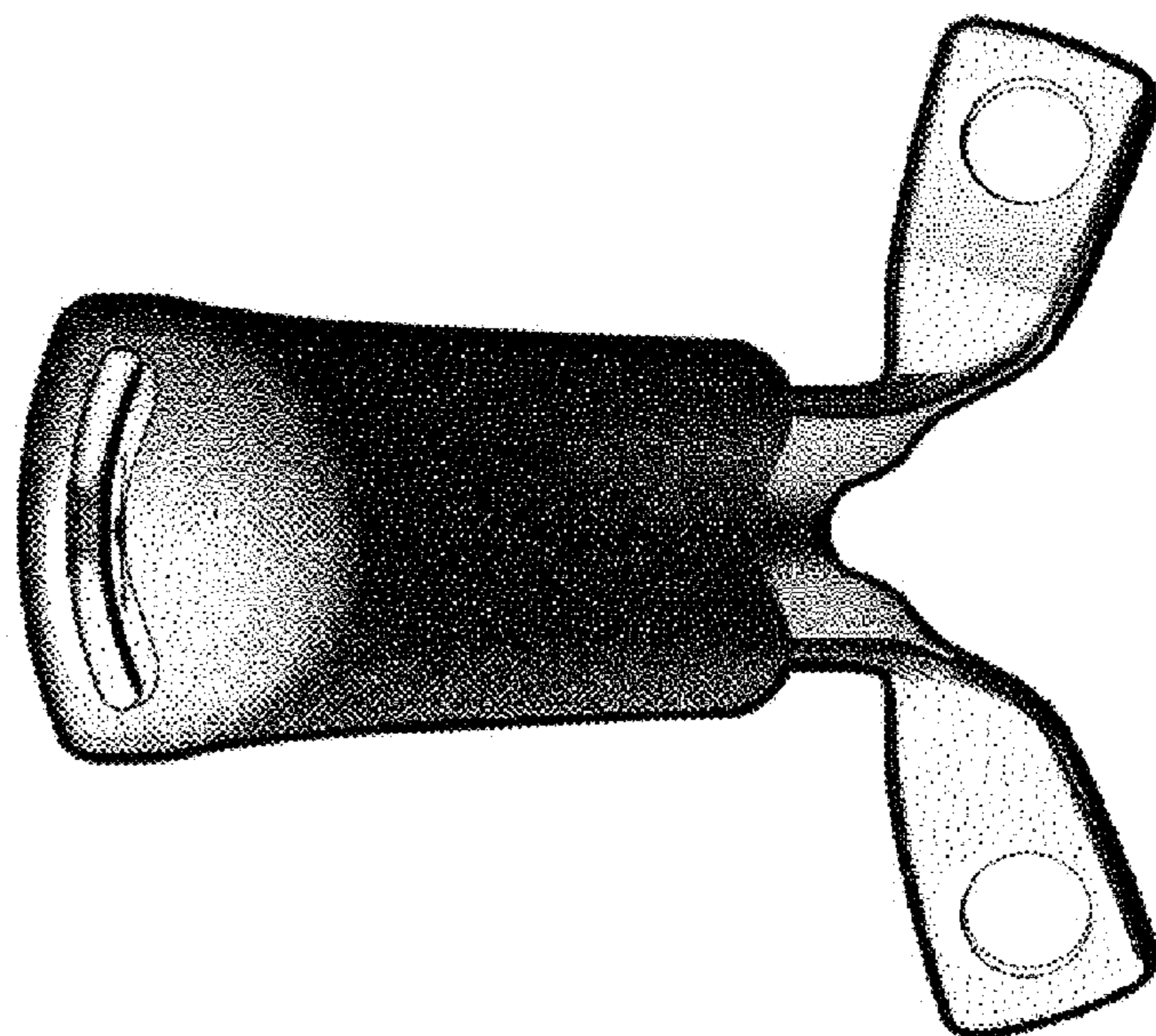


FIG. 6

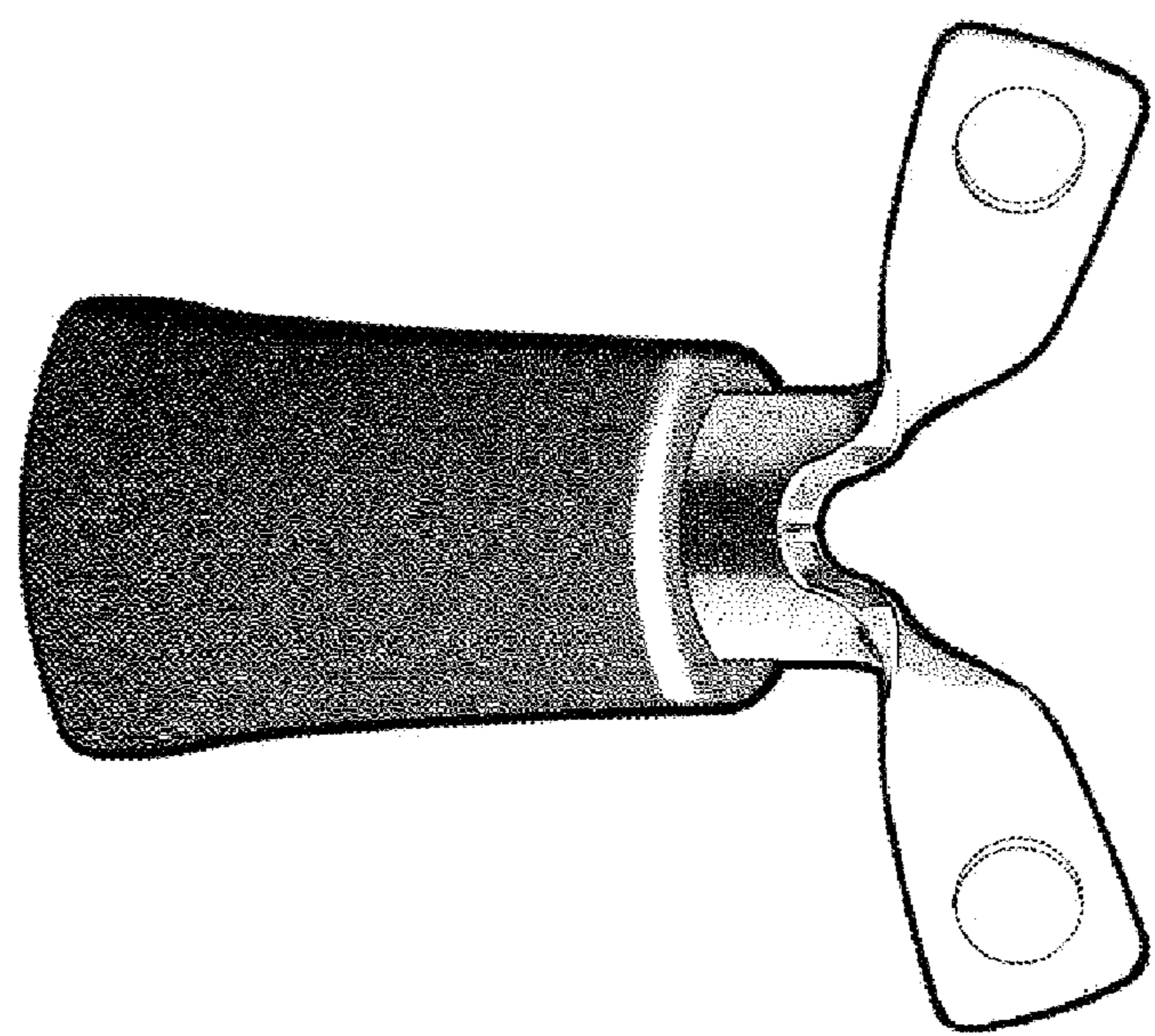


FIG. 5