



US00D678682S

(12) **United States Design Patent**
Hammer

(10) **Patent No.:** **US D678,682 S**
(45) **Date of Patent:** **** Mar. 26, 2013**

(54) **COSMETIC BRUSH**

(75) Inventor: **Daniela Hammer**, Ellingen (DE)

(73) Assignee: **Geka GmbH**, Bechhofen (DE)

(**) Term: **14 Years**

(21) Appl. No.: **29/431,099**

(22) Filed: **Sep. 4, 2012**

(30) **Foreign Application Priority Data**

Mar. 2, 2012 (EM) 002001628-0019

(51) **LOC (9) Cl.** **04-02**

(52) **U.S. Cl.** **D4/128; D4/136**

(58) **Field of Classification Search** D4/128,
D4/136; D28/7; 15/27, 186-188, 207.2;
132/216-218, 226, 262, 317, 901; 401/121,
401/122, 126, 127, 129
See application file for complete search history.

(56) **References Cited**

U.S. PATENT DOCUMENTS

D573,348 S *	7/2008	Dumler et al.	D4/128
D573,349 S *	7/2008	Dumler et al.	D4/128
D587,459 S *	3/2009	Chiang	D4/128
D599,115 S *	9/2009	Berhault	D4/128
D604,513 S *	11/2009	Lemen et al.	D4/128
D632,086 S *	2/2011	Kulik	D4/128
D639,564 S	6/2011	Kulik		
D639,565 S	6/2011	Kulik		
D652,628 S	1/2012	Thierer		
D656,738 S *	4/2012	Limongi et al.	D4/128
D656,739 S *	4/2012	Edmondson et al.	D4/128
D662,715 S	7/2012	Kulik		
D664,361 S *	7/2012	Edmondson et al.	D4/128
D664,362 S *	7/2012	Kulik	D4/128

FOREIGN PATENT DOCUMENTS

EM	00042486	6/2003
EM	001231534	8/2010

OTHER PUBLICATIONS

U.S. Appl. No. 29/431,100, filed Sep. 4, 2012. Inventor: Daniela Hammer.

U.S. Appl. No. 29/431,140, filed Sep. 4, 2012. Inventor: Daniela Hammer.

U.S. Appl. No. 29/431,141, filed Sep. 4, 2012. Inventor: Daniela Hammer.

* cited by examiner

Primary Examiner — Austin Murphy

(74) *Attorney, Agent, or Firm* — Margaret Polson; Oppedahl Patent Law Firm LLC

(57) **CLAIM**

The ornamental design for a cosmetic brush, as shown and described.

DESCRIPTION

FIG. 1 is a left side elevation view of my new design for cosmetic brush.

FIG. 2 is a top plan view of FIG. 1.

FIG. 3 is a right side elevation view of FIG. 1.

FIG. 4 is a bottom plan view of FIG. 1.

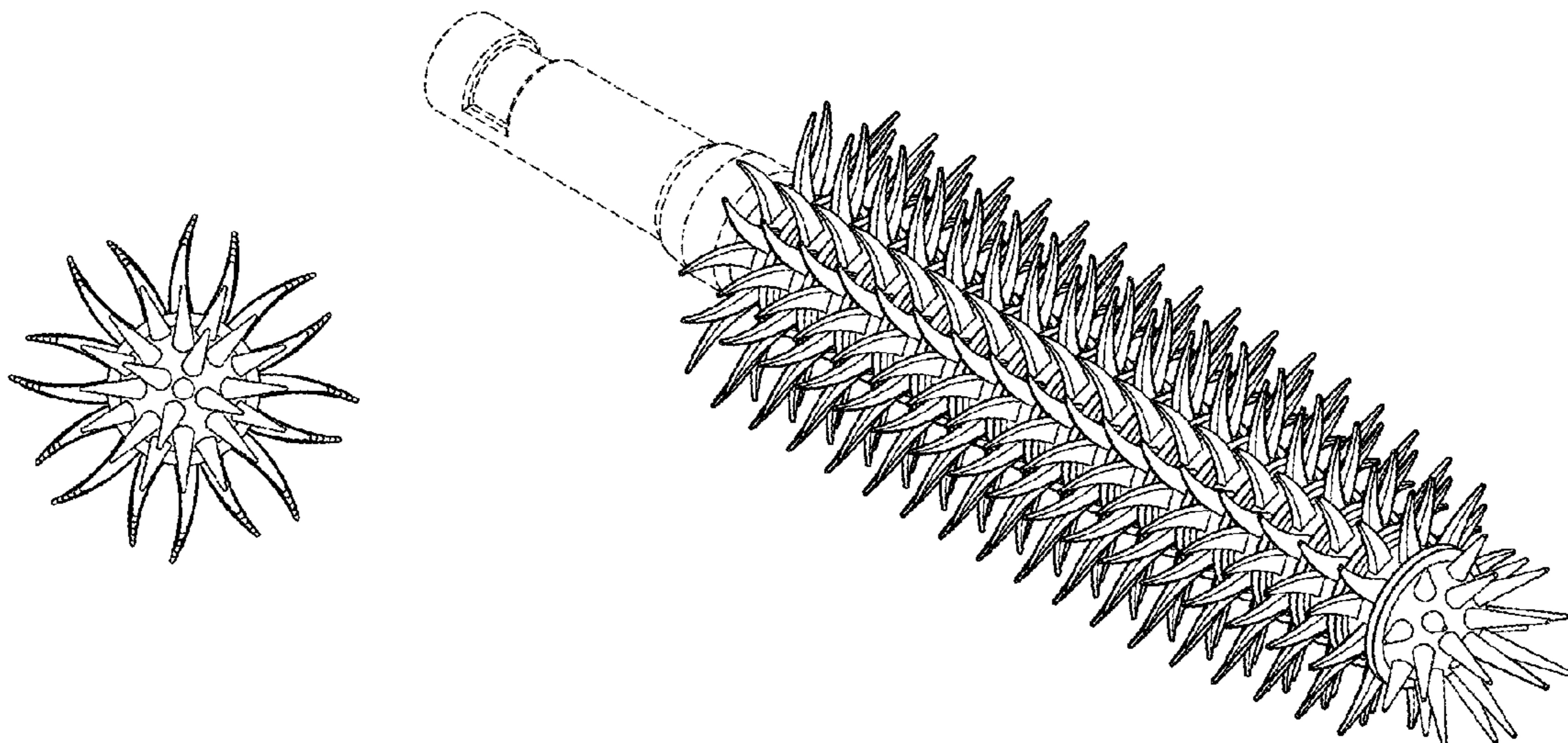
FIG. 5 is a front side elevation view of FIG. 1.

FIG. 6 is a back side elevation view of FIG. 1; and,

FIG. 7 bottom side perspective of FIG. 1.

The features shown in broken lines in the drawing depict environmental subject matter only and form on part of the claimed design.

1 Claim, 2 Drawing Sheets



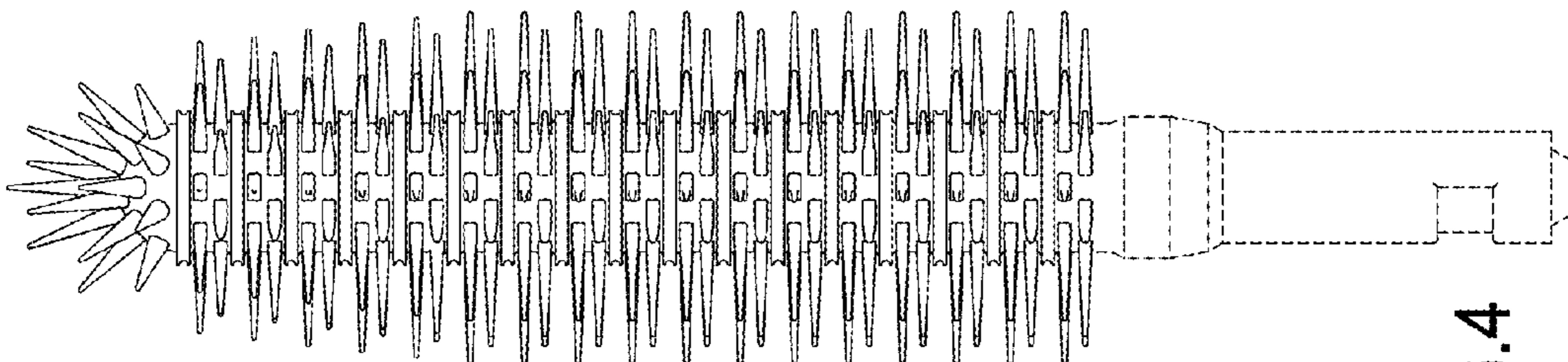


FIG.1

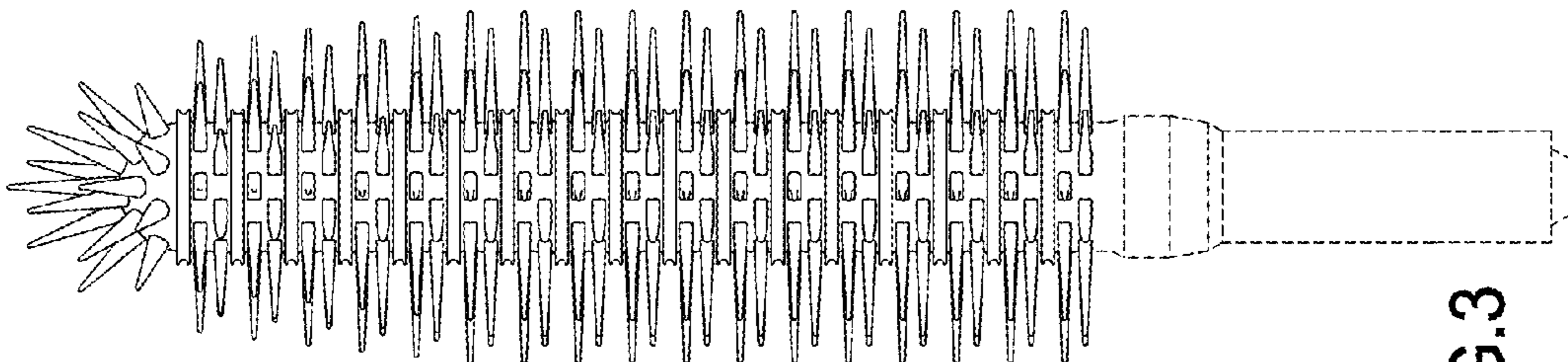


FIG.2

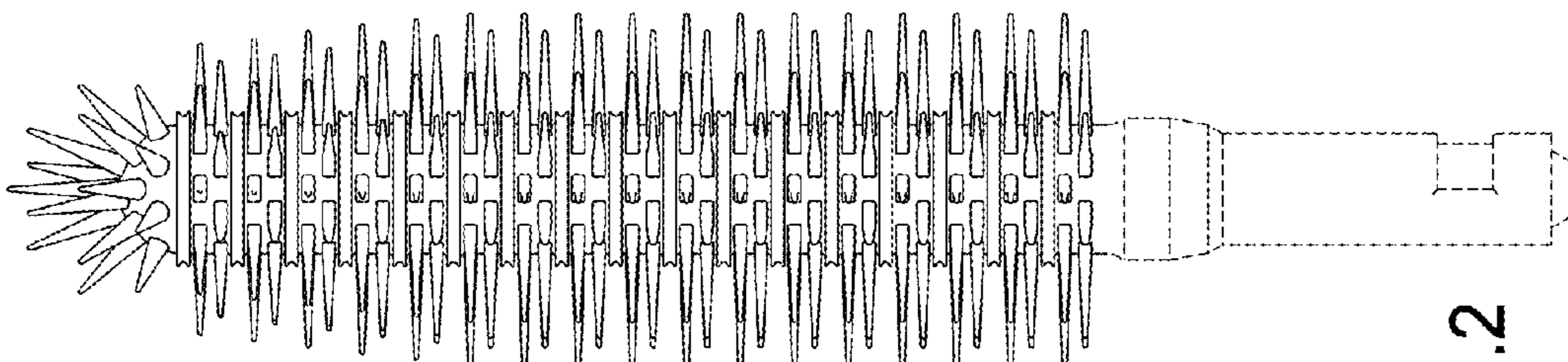


FIG.3

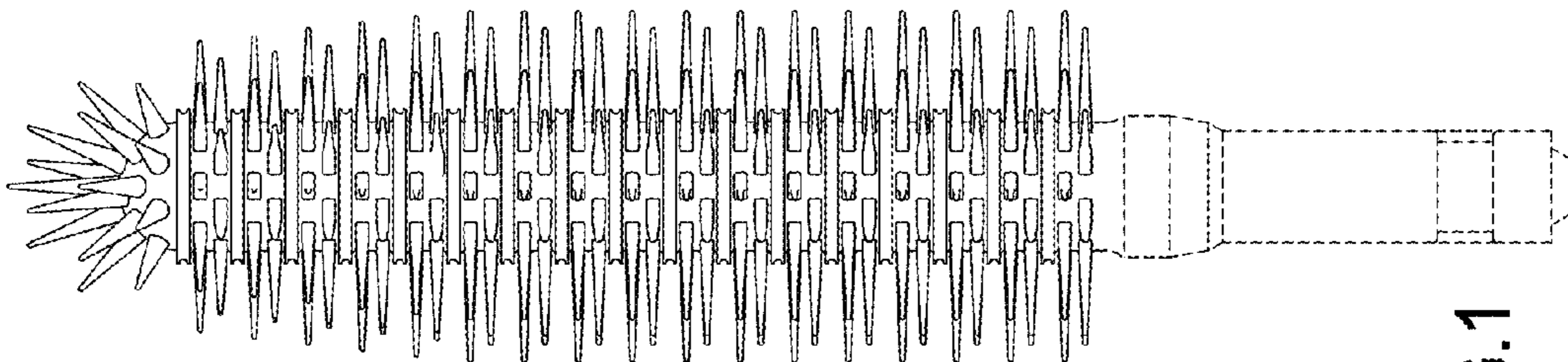


FIG.4

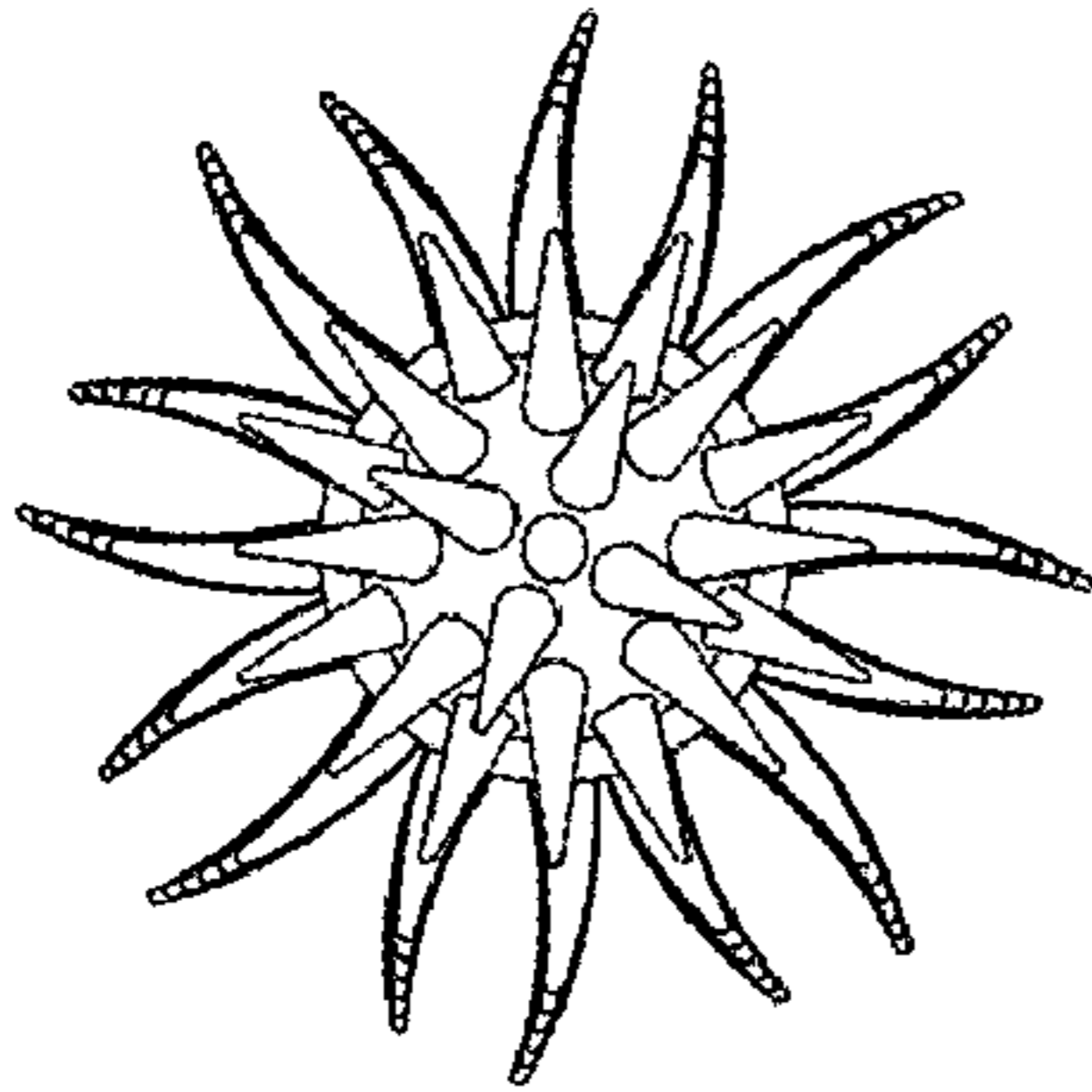


FIG. 5




FIG. 6

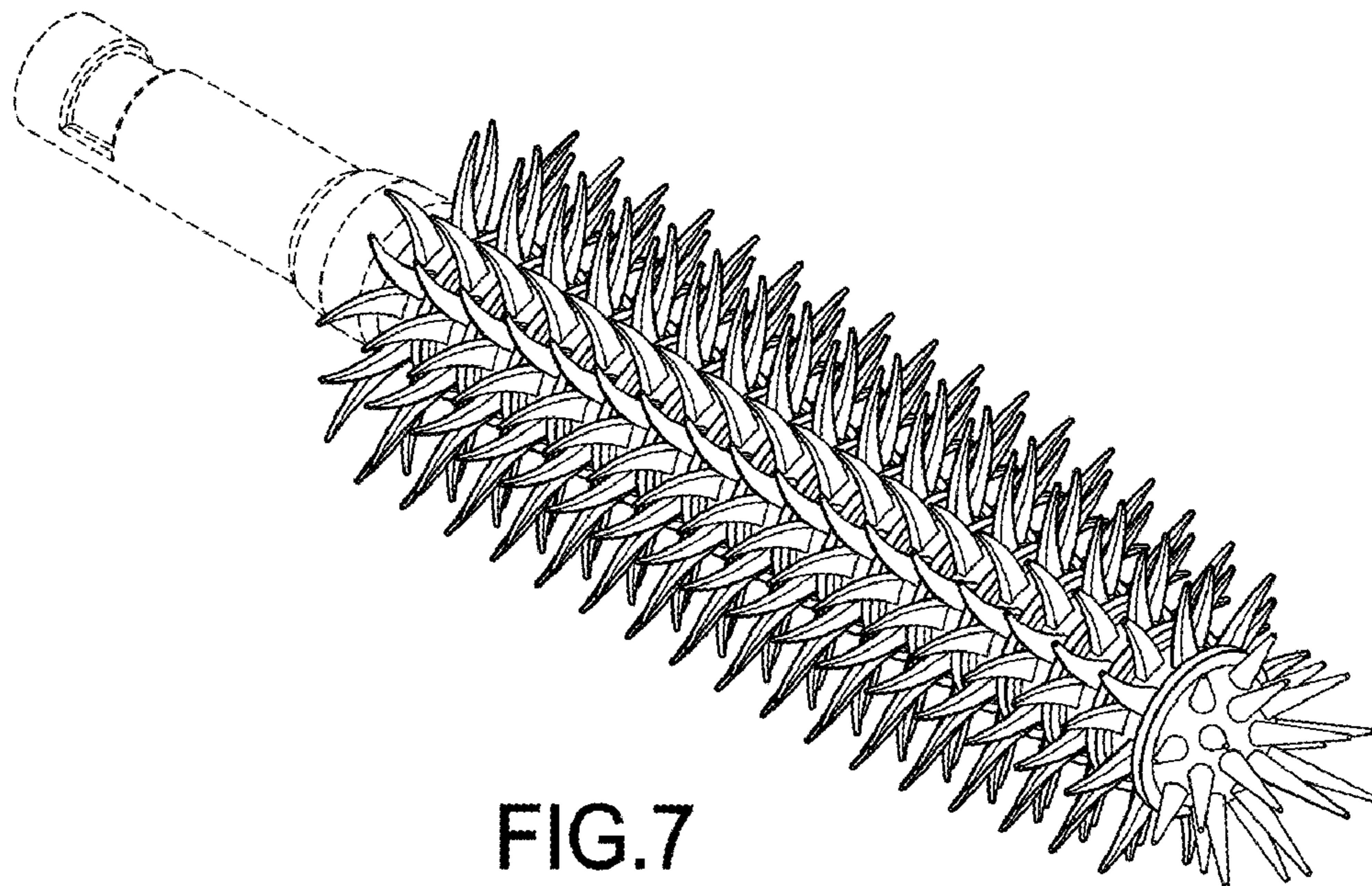


FIG. 7