



US00D678679S

(12) **United States Design Patent**
Xi et al.

(10) **Patent No.:** **US D678,679 S**
(45) **Date of Patent:** **** Mar. 26, 2013**

(54) **TOOTHBRUSH**

(75) Inventors: **Wen Jin Xi**, JiangSu (CN); **Yu Liu**,
JiangSu (CN); **Jian Rong Zhou**, JiangSu
(CN)

(73) Assignee: **Colgate-Palmolive Company**, New
York, NY (US)

(**) Term: **14 Years**

(21) Appl. No.: **29/394,277**

(22) Filed: **Jun. 15, 2011**

(51) **LOC (9) Cl.** **04-02**

(52) **U.S. Cl.** **D4/108**

(58) **Field of Classification Search** D4/101,
D4/104-112, 132-134, 138; 15/110, 111,
15/143.1, 167.1, 167.2; 132/308-311; 601/139,
601/141; 606/161; D7/395, 401.2; D8/107,
D8/303; D24/46, 48; 16/430, 902, DIG. 12,
16/DIG. 18, DIG. 19

See application file for complete search history.

(56) **References Cited**

U.S. PATENT DOCUMENTS

1,892,068	A *	12/1932	Metzler	601/139
D404,205	S *	1/1999	Hohlbein	D4/104
D461,959	S *	8/2002	Chan et al.	D4/104
D463,133	S	9/2002	Hohlbein		
D476,158	S *	6/2003	Ling	D4/104
D482,199	S *	11/2003	De Salvo	D4/104
D488,621	S *	4/2004	Wong	D4/104
D498,926	S	11/2004	Wong		
D549,462	S *	8/2007	Blanchard et al.	D4/106
7,383,619	B2 *	6/2008	Gross et al.	16/430
D611,254	S *	3/2010	Lee	D4/108
D628,389	S *	12/2010	Ravindran et al.	D4/108
7,931,913	B2 *	4/2011	Mythen	424/440
D651,407	S *	1/2012	Jin et al.	D4/104
8,240,936	B2 *	8/2012	Vazquez et al.	401/282

FOREIGN PATENT DOCUMENTS

DE	102006024874	A1 *	11/2007
EM	000113485-0001		4/2004
EM	000422258-0001		11/2005
KR	30-0319379	S *	3/2003
KR	30-0474368	S *	12/2007
TW	549811	*	8/2003

OTHER PUBLICATIONS

CN 301182190 Registered Design Application, (Xu Qiuping) May 5, 2010, [online], [retrieved on Apr. 20, 2012] Retrieved from the Questel Intellectual Property Portal Design Database using the Internet: <URL: http://www.orbit.com>.*

* cited by examiner

Primary Examiner — Melanie H Tung
Assistant Examiner — Lavone D Tabor

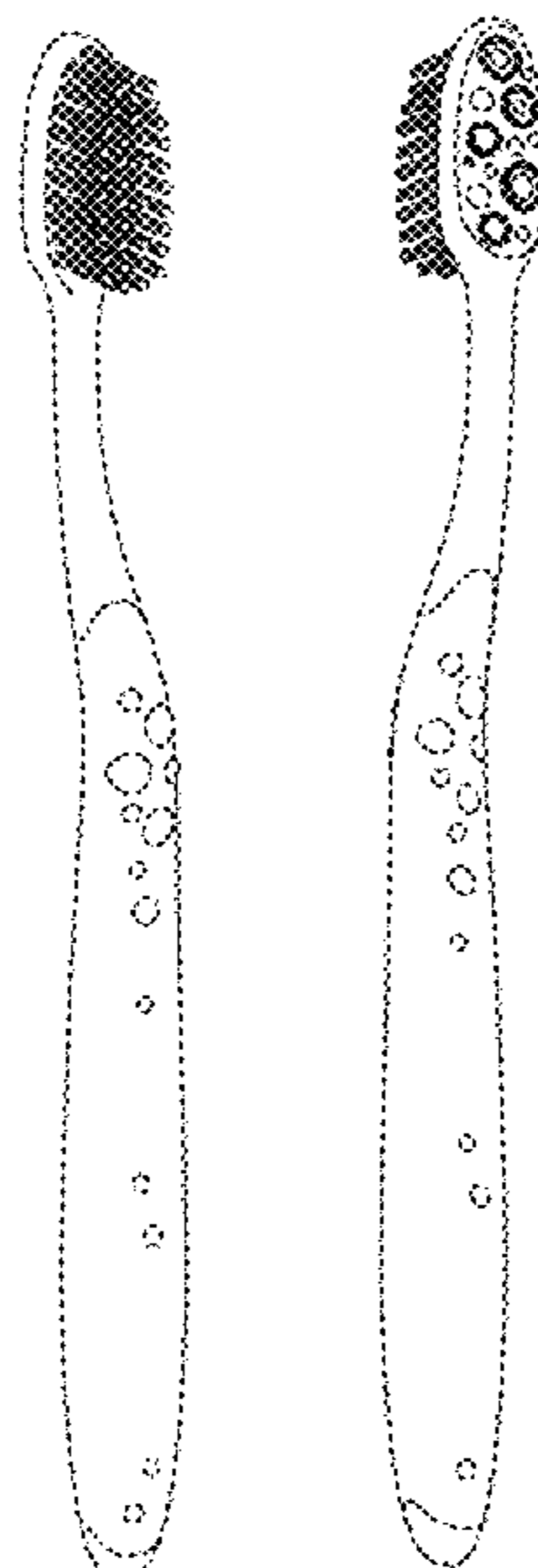
(57) **CLAIM**

The ornamental design for a toothbrush, as shown and described.

DESCRIPTION

FIG. 1 is a right front perspective view of a toothbrush according to the new design;
FIG. 2 is a left front perspective view thereof;
FIG. 3 is a left rear perspective view thereof;
FIG. 4 is a right rear perspective view thereof;
FIG. 5 is a front view thereof;
FIG. 6 is a rear view thereof;
FIG. 7 is a left side view thereof;
FIG. 8 is a right side view thereof;
FIG. 9 is a top view thereof; and,
FIG. 10 is a bottom view thereof.

1 Claim, 5 Drawing Sheets



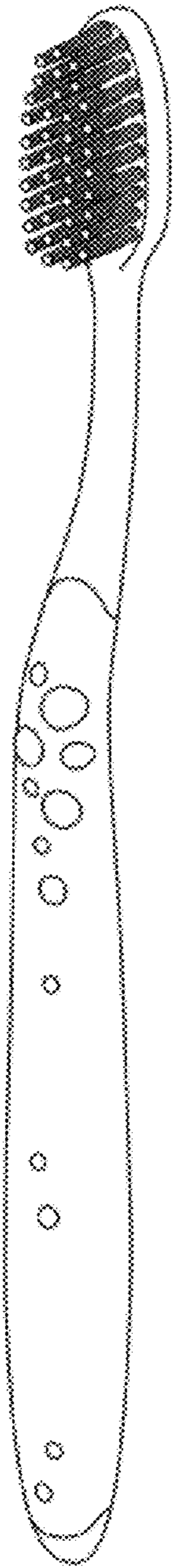


FIG. 1

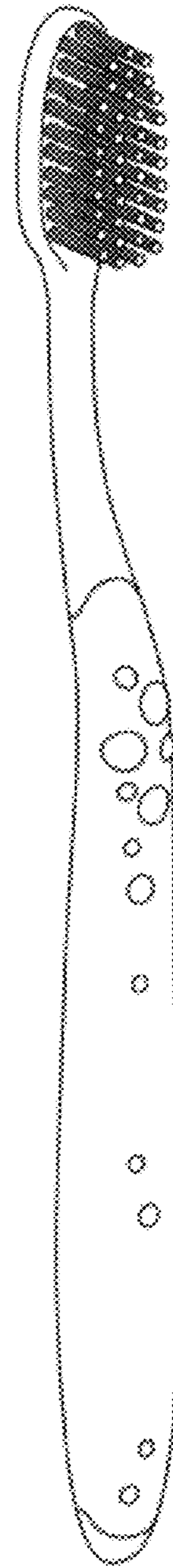


FIG. 2

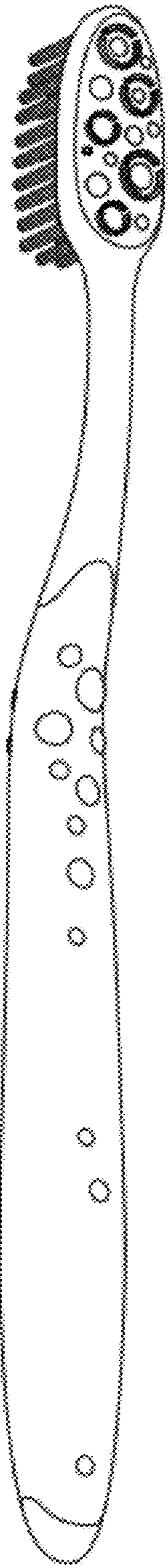


FIG. 3

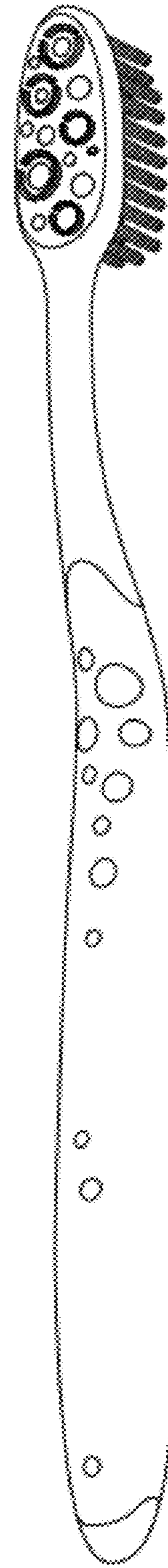


FIG. 4

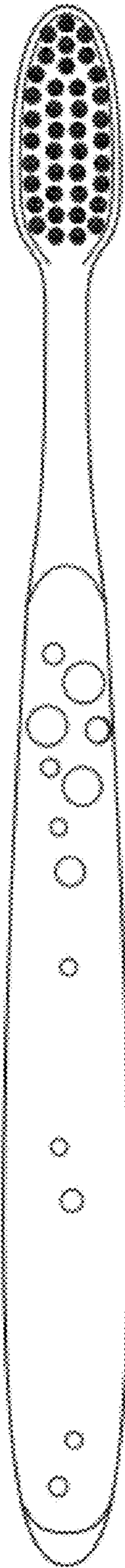


FIG. 5

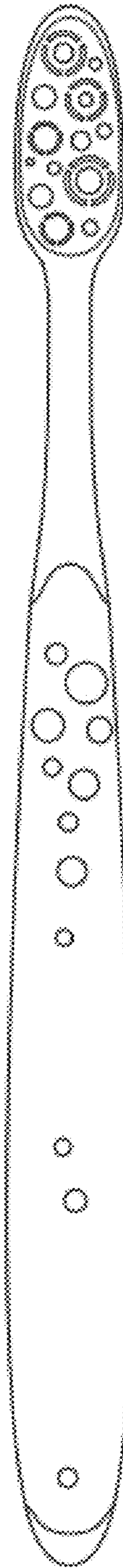


FIG. 6




FIG. 7




FIG. 8

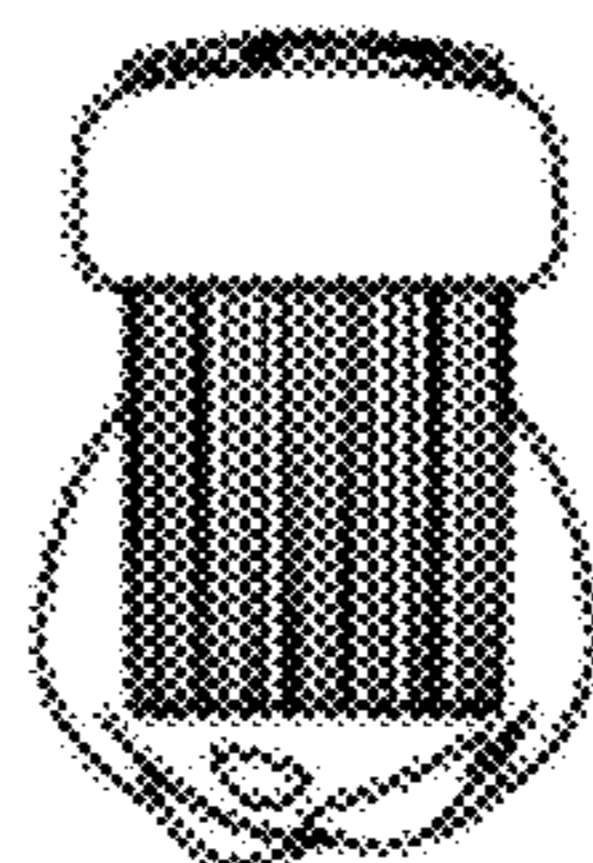


FIG. 9




FIG. 10