



US00D678662S

(12) **United States Design Patent**
White

(10) **Patent No.:** **US D678,662 S**

(45) **Date of Patent:** **** Mar. 26, 2013**

(54) **BRA-SHAPED VISOR**

(76) Inventor: **Catherine White**, Waterford, MI (US)

(**) Term: **14 Years**

(21) Appl. No.: **29/427,278**

(22) Filed: **Jul. 16, 2012**

(51) **LOC (9) Cl.** **02-03**

(52) **U.S. Cl.** **D2/872**

(58) **Field of Classification Search** D2/865,
D2/866, 869, 870, 871, 872, 873, 874, 875,
D2/876, 877, 878, 879, 880, 881, 882, 884,
D2/886, 888, 891, 892, 893, 894, 895; 2/171,
2/171.4, 171.5, 172, 181, 181.2, 182.8, 183,
2/175.1, 175.3, 175.4, 195.1, 195.2, 195.3,
2/195.4, 200.1, 200.2, 200.3, 209.3, 209.4,
2/209.5, 209.7, 244

See application file for complete search history.

(56) **References Cited**

U.S. PATENT DOCUMENTS

959,586	A *	5/1910	Paton	132/101
D113,921	S *	3/1939	Schoen	D2/869
D114,985	S *	5/1939	Blanc	D2/871
D115,154	S *	6/1939	Blanc	D2/871
2,185,306	A *	1/1940	Marks	2/209.3
D122,868	S *	10/1940	Grapek	D2/865
D136,562	S *	10/1943	Green	D2/869
D136,605	S *	11/1943	Christensen	D2/881
D136,974	S *	1/1944	Hodge	D2/869
D143,493	S *	1/1946	Knudsen	D28/41
2,787,791	A *	4/1957	Linney et al.	2/209.3

4,545,313	A *	10/1985	Chiang	112/475.11
D360,518	S *	7/1995	Posenauer	D2/872
D384,791	S *	10/1997	Juergens	D2/866
D399,641	S *	10/1998	Meador	D2/891
D412,774	S *	8/1999	Shwartz	D2/876
D423,194	S *	4/2000	Shwartz	D2/876
6,735,779	B1 *	5/2004	Shrem	2/12
2012/0167278	A1 *	7/2012	House	2/244

FOREIGN PATENT DOCUMENTS

KR 300549793.0001 * 1/2010

* cited by examiner

Primary Examiner — Karen E Eldridge Powers

(74) *Attorney, Agent, or Firm* — James A. Italia; Italia IP

(57) **CLAIM**

The ornamental design for a bra-shaped visor, as shown and described.

DESCRIPTION

FIG. 1 is a perspective view of the bra-shaped visor, showing my new design;

FIG. 2 is a front elevation view of the visor shown in FIG. 1;

FIG. 3 is a rear elevation view of the visor shown in FIG. 1;

FIG. 4 is a left-side elevation view of the visor shown in FIG. 1;

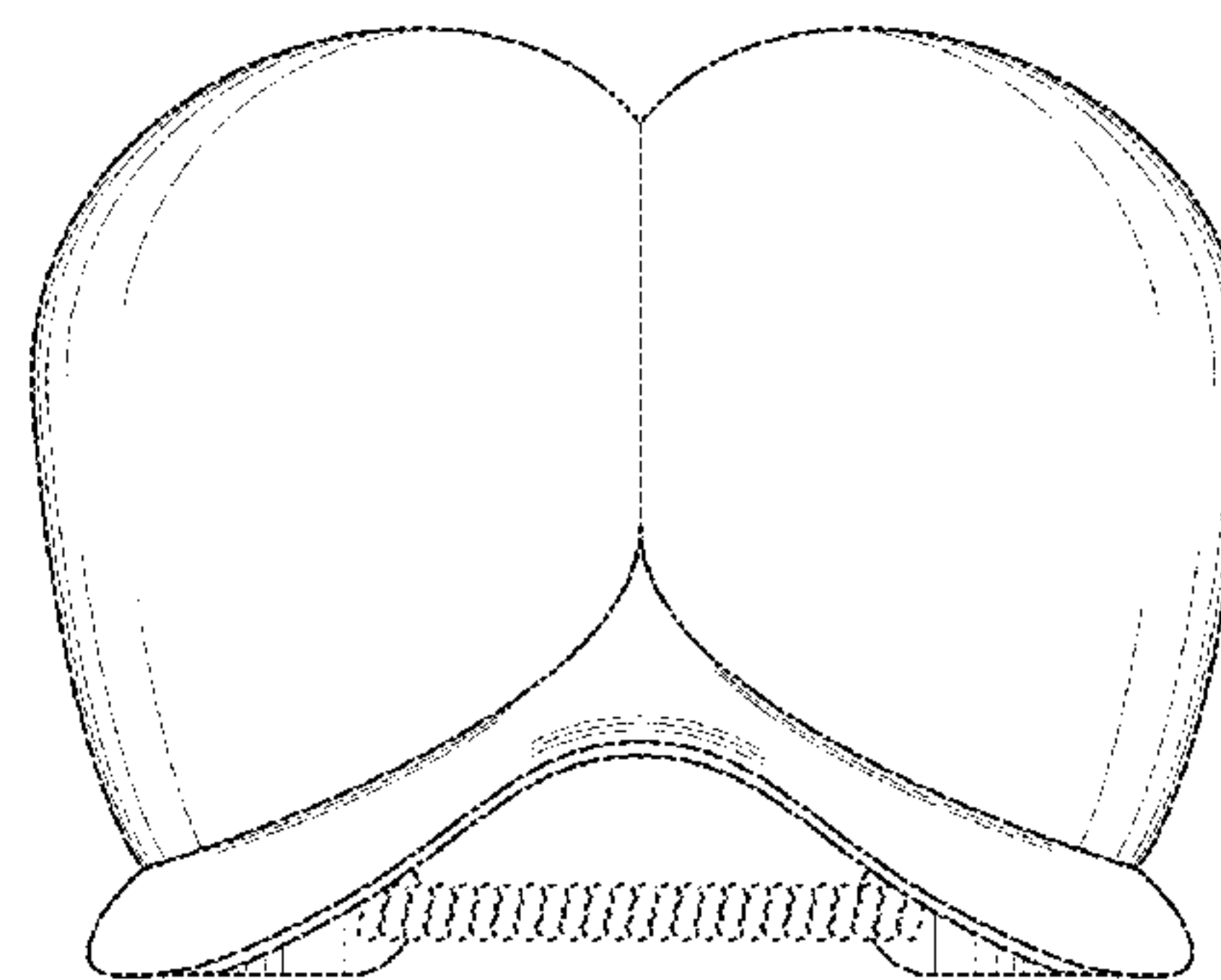

FIG. 5 is a right-side elevation view of the visor shown in FIG. 1;

FIG. 6 is a top plan view of the visor as shown in FIG. 1; and,

FIG. 7 is a bottom plan view of the visor as shown in FIG. 1.

The features shown in broken lines in the drawings form no part of the claim.

1 Claim, 4 Drawing Sheets






FIG. 1

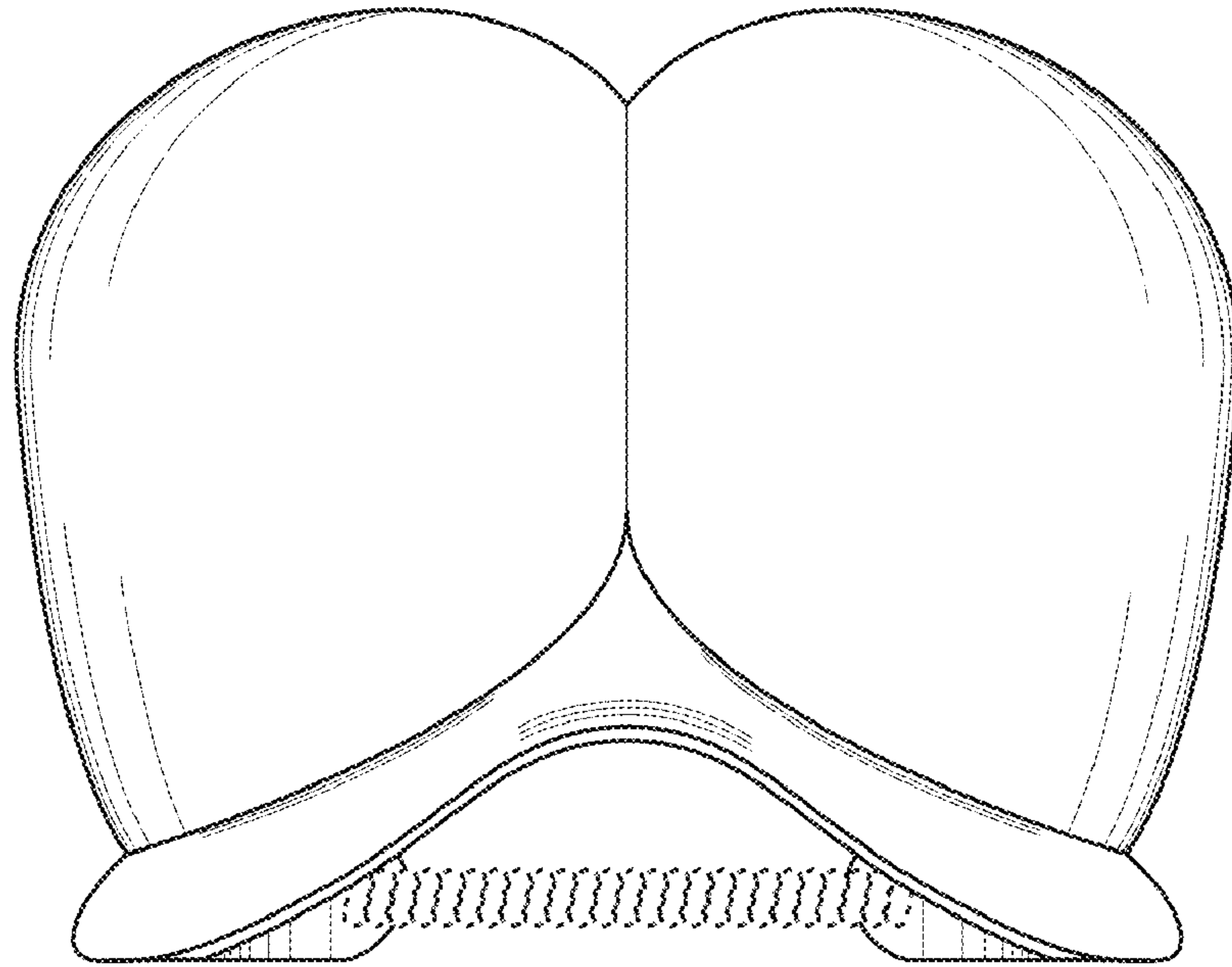


FIG. 2

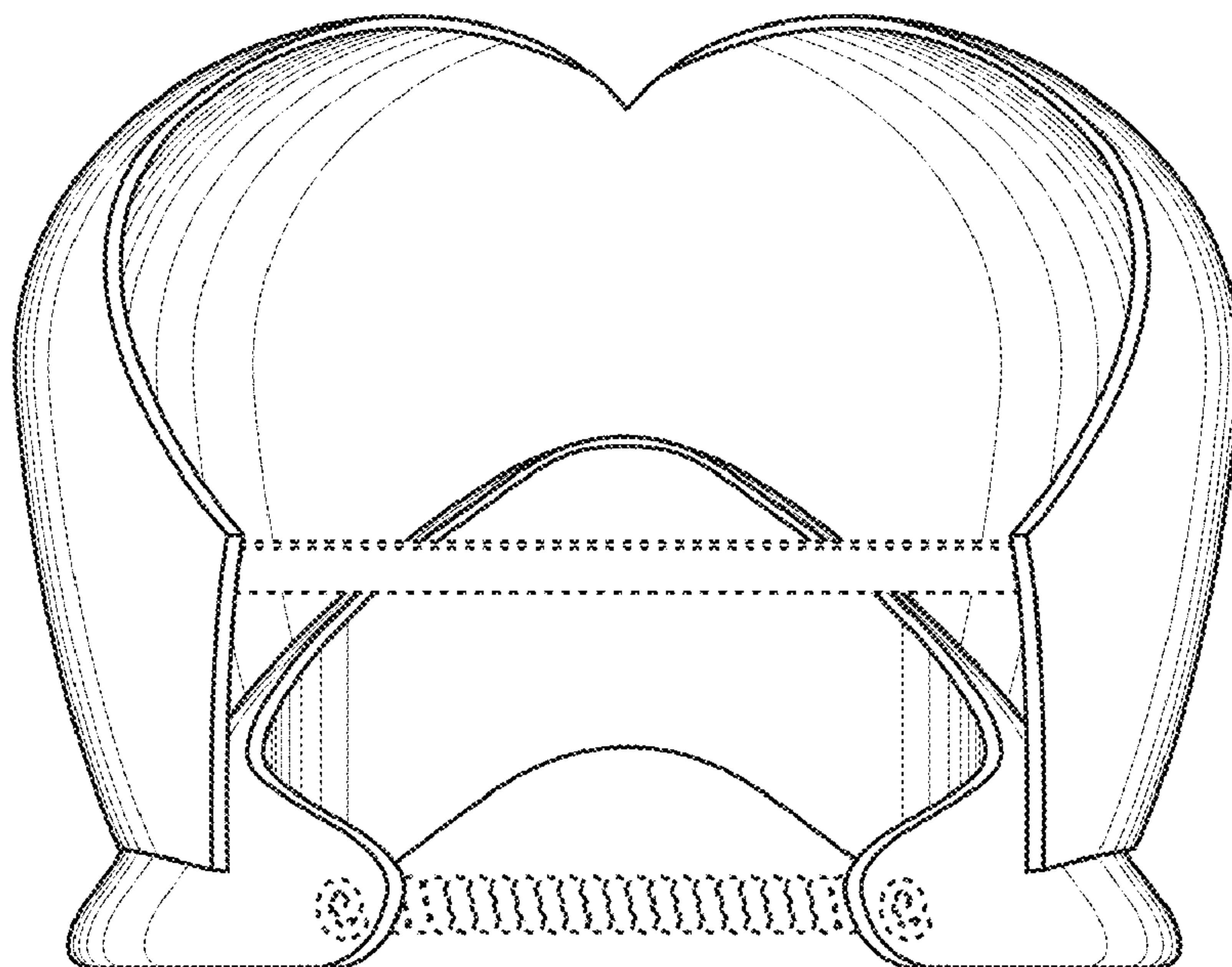


FIG. 3

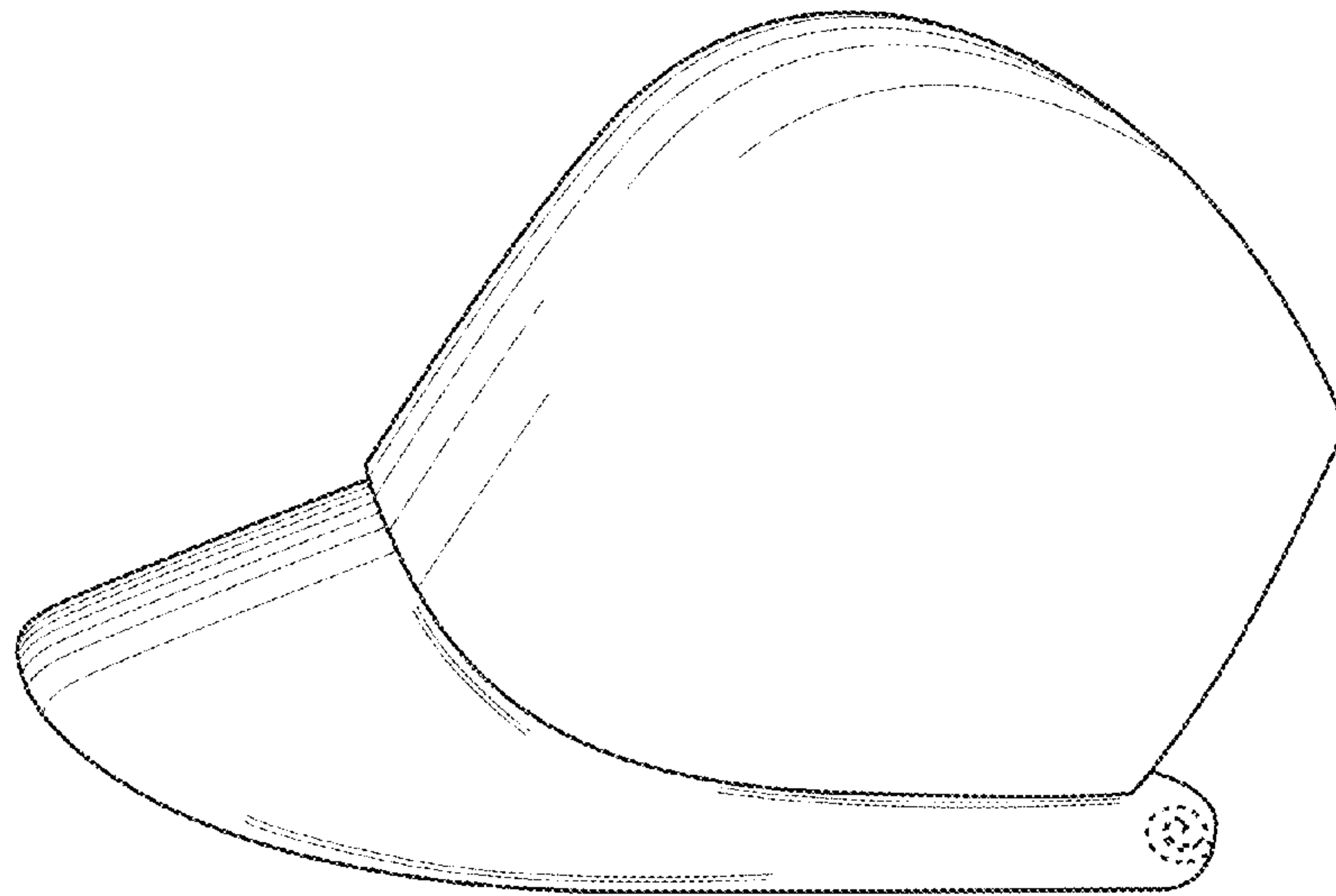


FIG. 4

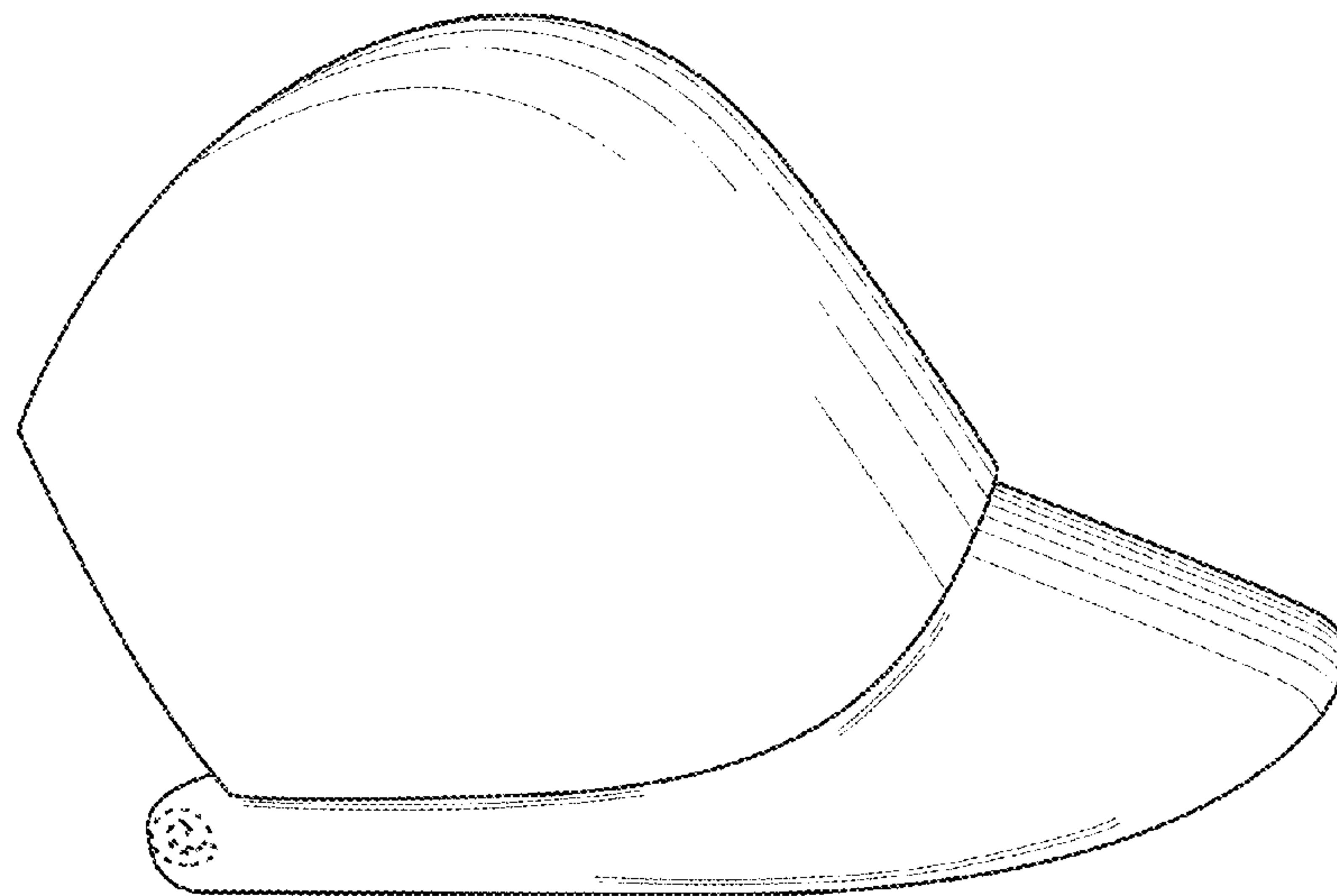


FIG. 5

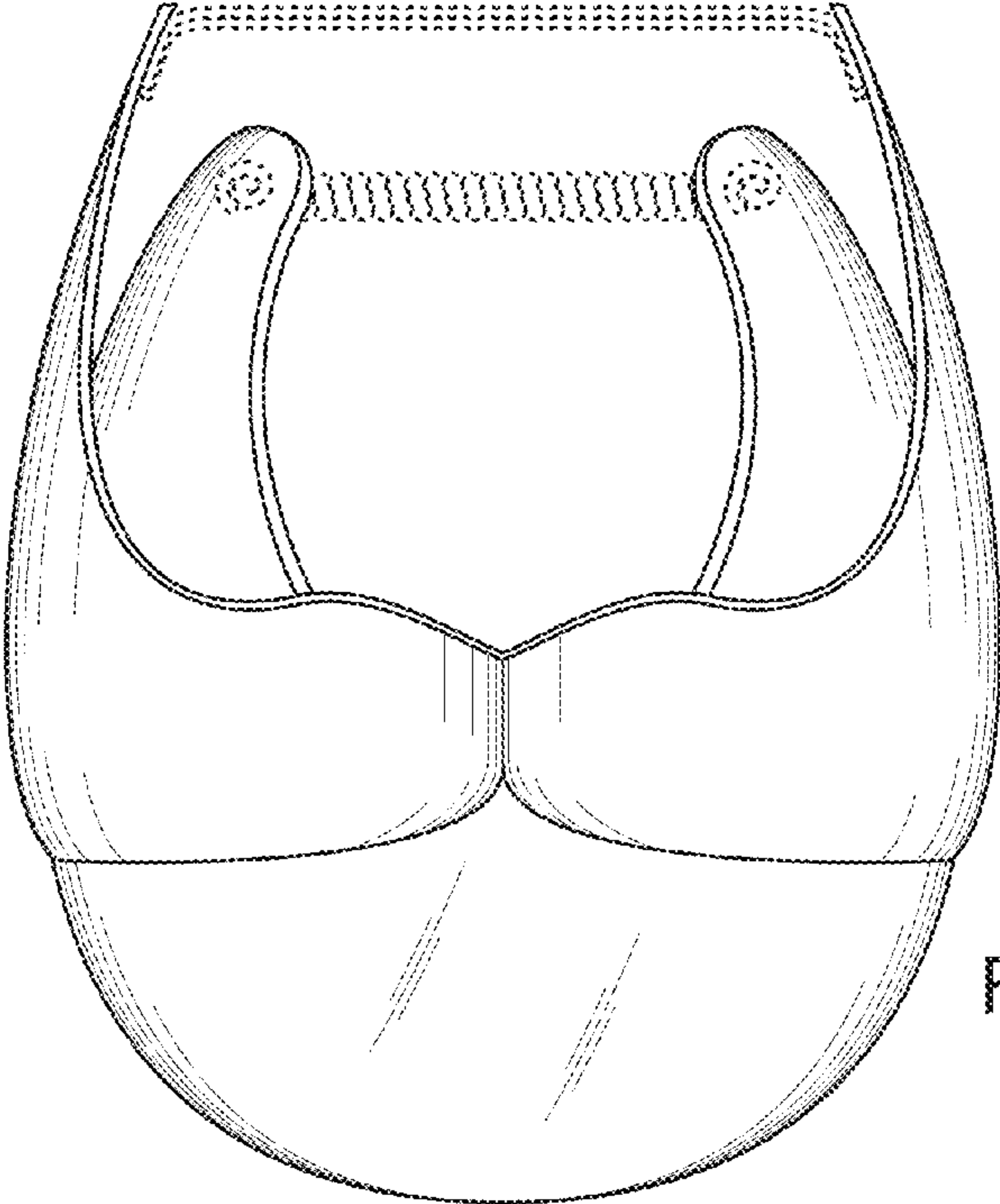


FIG. 6

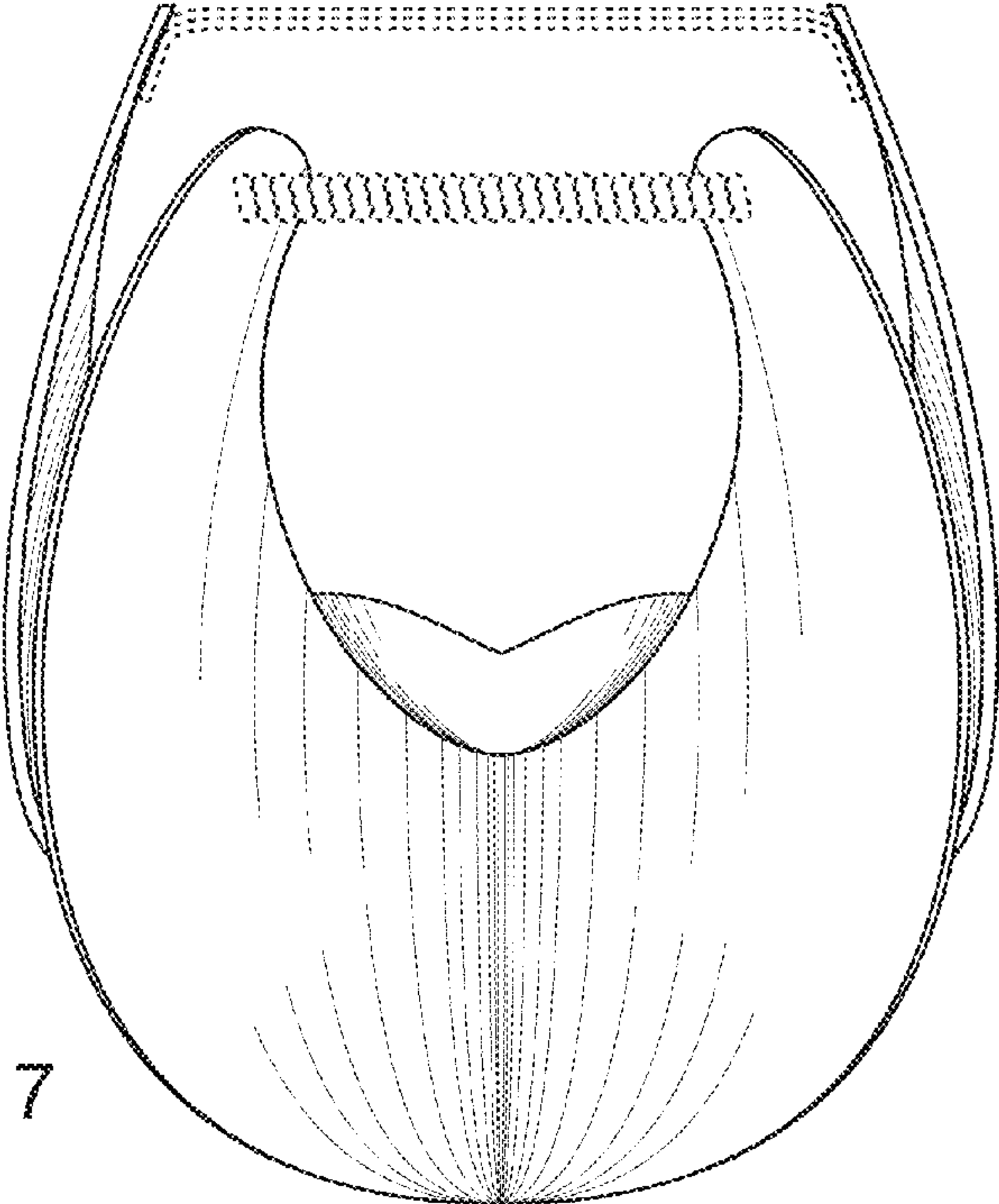


FIG. 7