



US00D678654S

(12) **United States Design Patent**
Farentinos et al.

(10) **Patent No.:** **US D678,654 S**
(45) **Date of Patent:** **** Mar. 19, 2013**

- (54) **WALL-MOUNT MAILBOX**
- (75) Inventors: **Christopher Andrew Farentinos**,
Redondo Beach, CA (US); **Craig**
Ronald Steele, Hollyglen, CA (US)
- (73) Assignee: **Architectural Mailboxes, LLC**,
Torrance, CA (US)
- (**) Term: **14 Years**
- (21) Appl. No.: **29/405,033**
- (22) Filed: **Oct. 27, 2011**
- (51) **LOC (9) Cl.** **99-00**
- (52) **U.S. Cl.** **D99/33**
- (58) **Field of Classification Search** D99/28,
D99/29, 30, 31, 32, 33, 43, 99; D3/201,
D3/215, 219, 225, 226, 227, 232, 242, 243,
D3/247, 251, 266, 303, 304; D6/553, 567;
D19/65, 75, 81, 86, 90, 99, 100; 232/17,
232/19, 20, 21, 22, 27, 30, 31, 45, 47, 49;
312/100, 101; 211/13.1, 71.01, 86.01, 87.01;
206/320, 461
See application file for complete search history.

(56) **References Cited**

U.S. PATENT DOCUMENTS

724,092	A	*	3/1903	Forney	232/17
725,080	A	*	4/1903	Henry	232/27
1,738,821	A	*	12/1929	Gibson	211/88.01
2,507,785	A	*	5/1950	Hartman	232/19
2,578,691	A	*	12/1951	Gieseler	232/38
2,578,692	A	*	12/1951	Gieseler	232/19
2,578,693	A	*	12/1951	Gieseler	232/19
D166,748	S	*	5/1952	Gosweiler	D99/33
D176,539	S	*	1/1956	Levine	D99/33
D183,941	S	*	11/1958	Masso	D99/33
2,860,830	A	*	11/1958	Mrenza	232/17
D189,169	S	*	11/1960	Blumenthal	D99/33
3,749,302	A	*	7/1973	White	232/19
3,813,029	A	*	5/1974	Ostrom	232/17
D342,366	S	*	12/1993	Breen	D99/33

D354,829	S	*	1/1995	Willis et al.	D99/33
D378,463	S	*	3/1997	Willis et al.	D99/33
RE35,569	E	*	7/1997	Willis et al.	D99/33
D396,063	S	*	7/1998	Elmer et al.	D19/75
D398,648	S	*	9/1998	Matthews	D19/75
RE35,959	E	*	11/1998	Tucker	D99/33
D400,588	S	*	11/1998	Elmer et al.	D19/75
5,845,843	A	*	12/1998	Kuller	232/38
D442,760	S	*	5/2001	Cavero et al.	D99/33
D442,761	S	*	5/2001	Cavero et al.	D99/33
D644,814	S	*	9/2011	Clarke	D99/33

* cited by examiner

Primary Examiner — Elizabeth J Oswecki

(74) *Attorney, Agent, or Firm* — Vista IP Law Group LLP

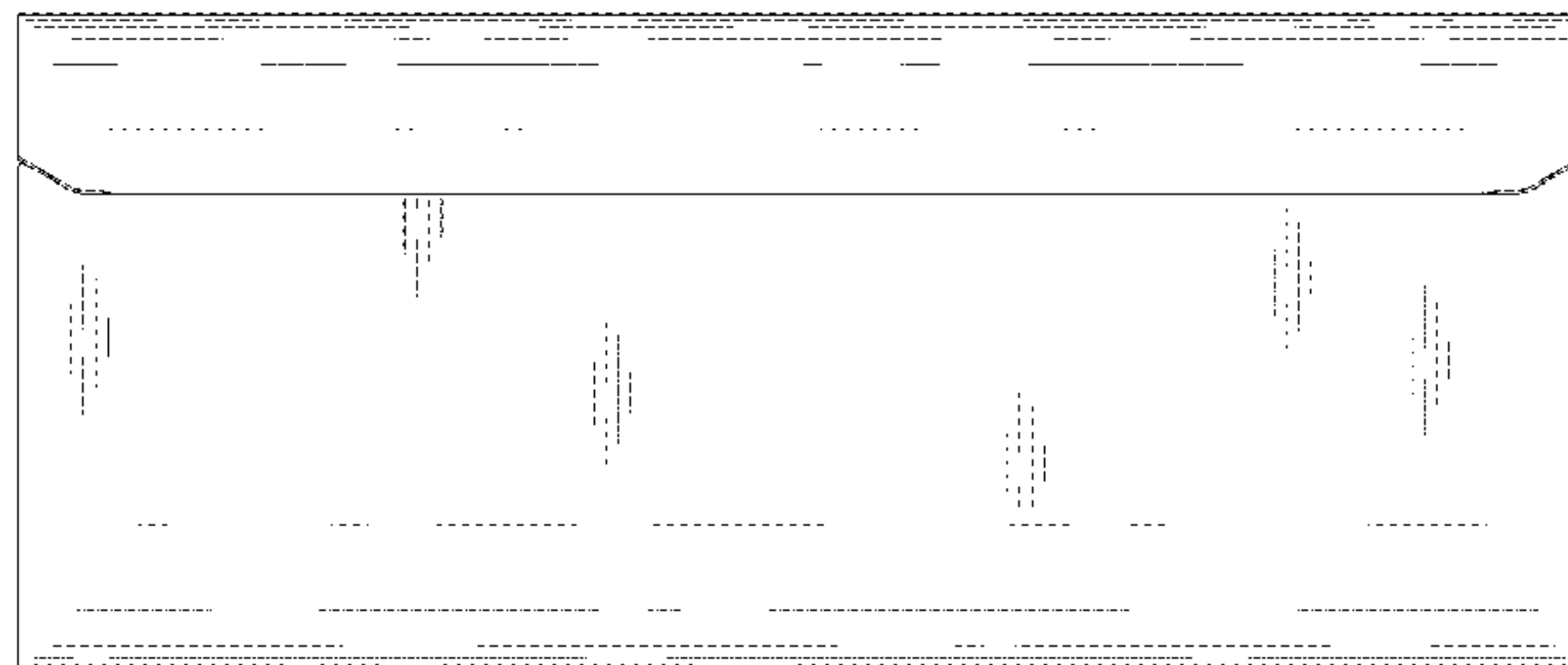
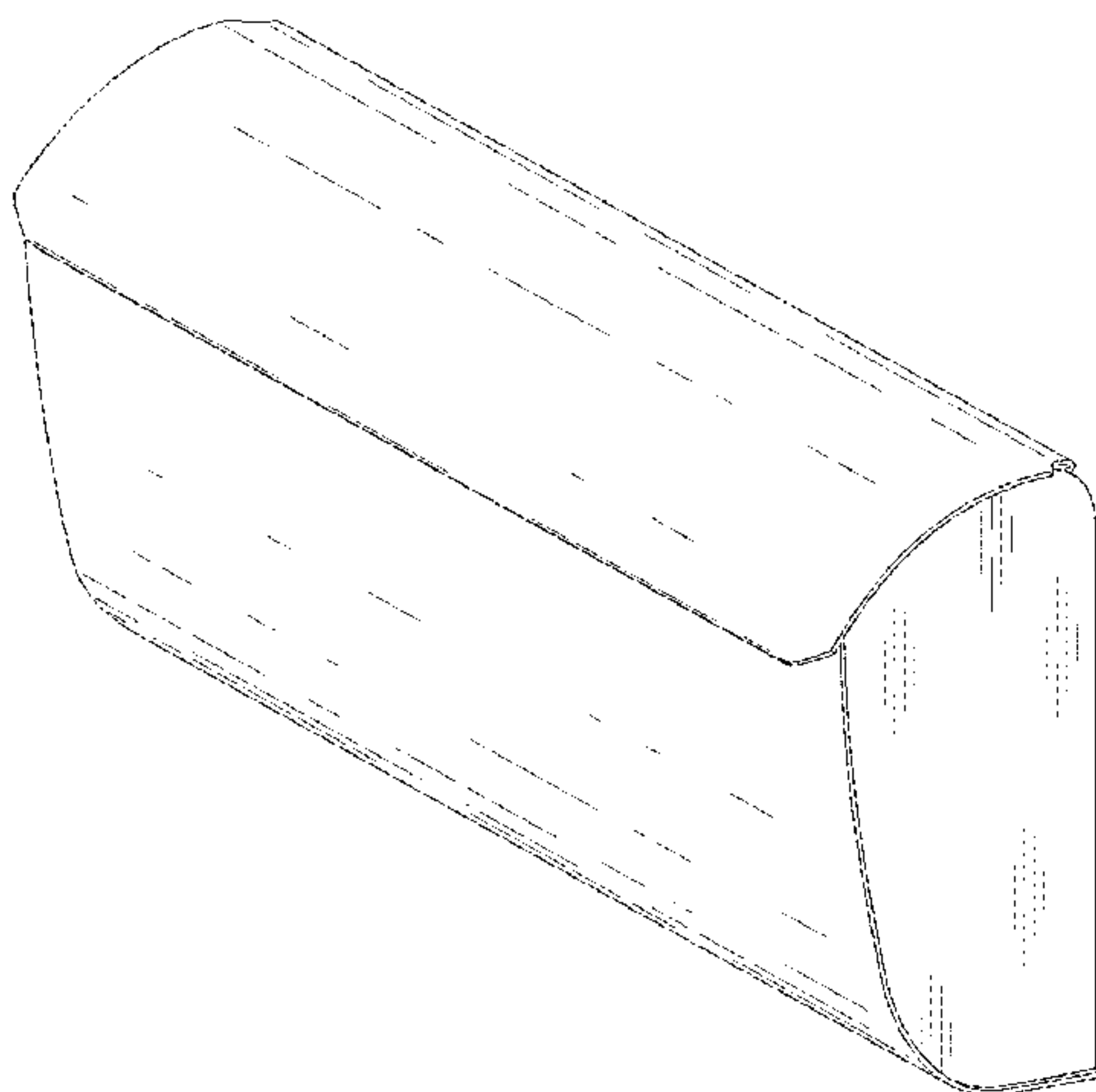
(57) **CLAIM**

The ornamental design for a wall-mount mailbox, as shown and described.

DESCRIPTION

FIG. 1 is a front perspective view of a first embodiment of a wall-mount mailbox showing our new design;
 FIG. 2 is a front view thereof;
 FIG. 3 is a back view thereof;
 FIG. 4 is a right side view thereof;
 FIG. 5 is a left side view thereof;
 FIG. 6 is a top plan view thereof;
 FIG. 7 is a bottom plan view thereof;
 FIG. 8 is a front perspective view of a second embodiment of a wall-mount mailbox showing our new design;
 FIG. 9 is a front view thereof;
 FIG. 10 is a back view thereof;
 FIG. 11 is a left side view thereof;
 FIG. 12 is a right side view thereof;
 FIG. 13 is a top plan view thereof; and,
 FIG. 14 is a bottom plan view thereof.
 The dotted lines in the drawings form no part of the claimed design, but are shown to help illustrate an environment in which the claimed design may be used.

1 Claim, 4 Drawing Sheets



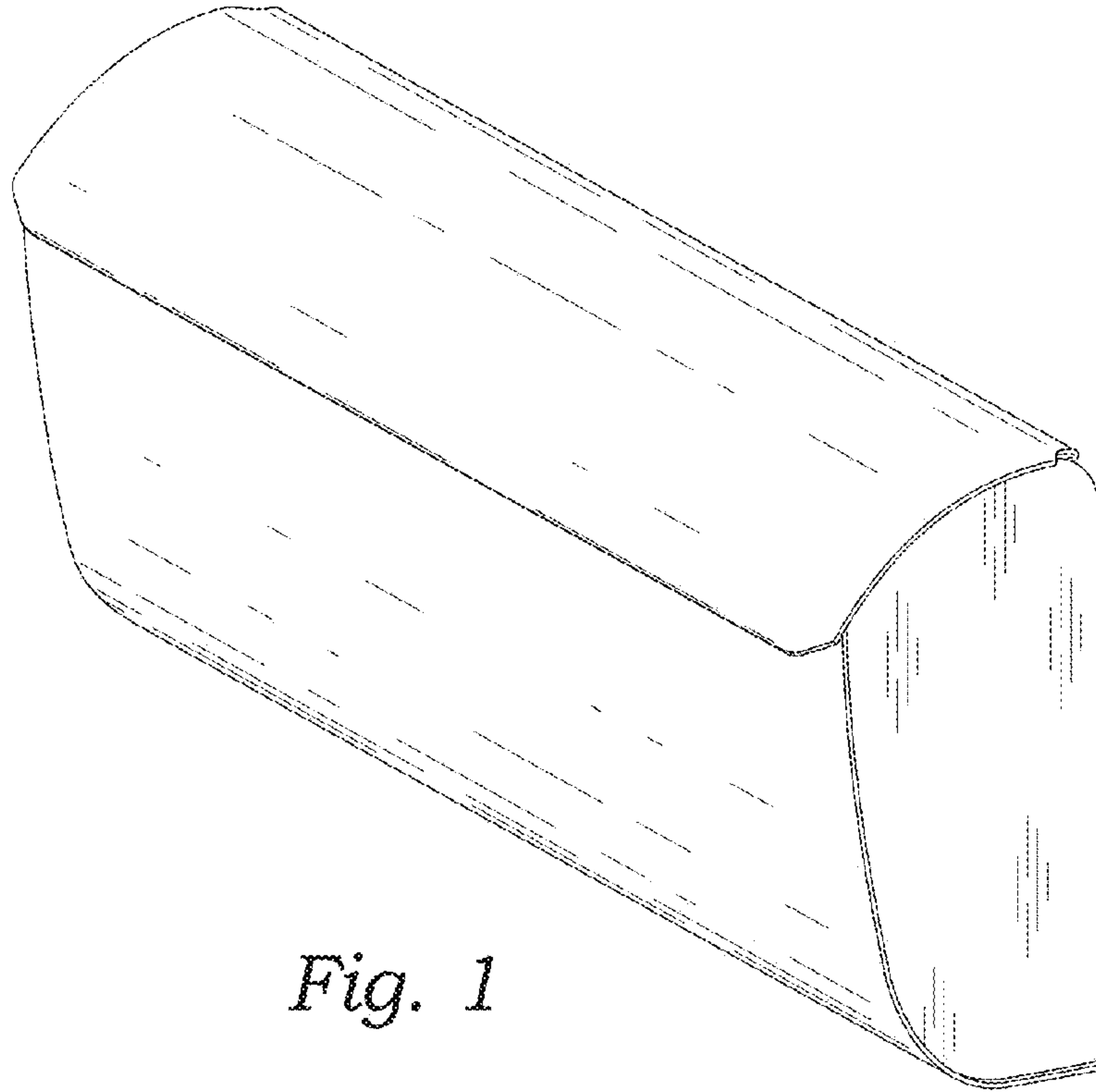


Fig. 1




Fig. 2

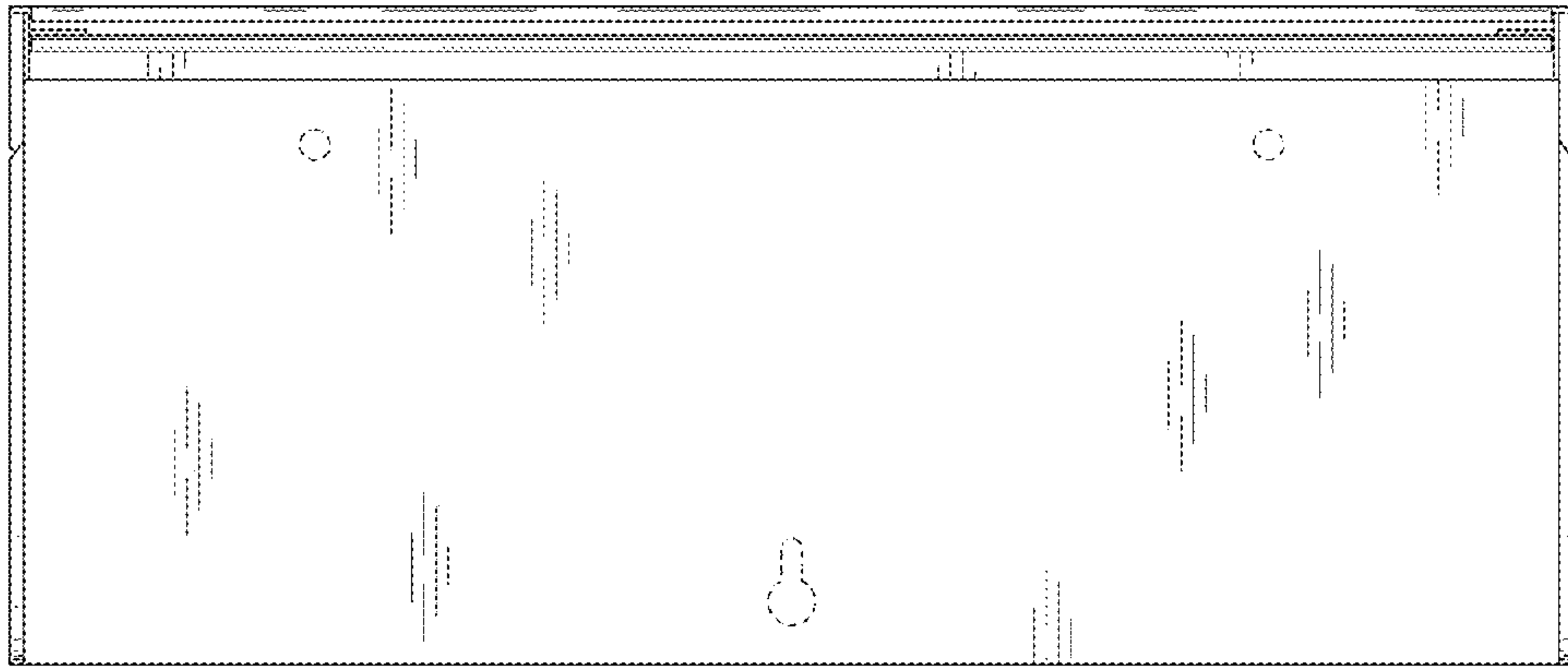


Fig. 3

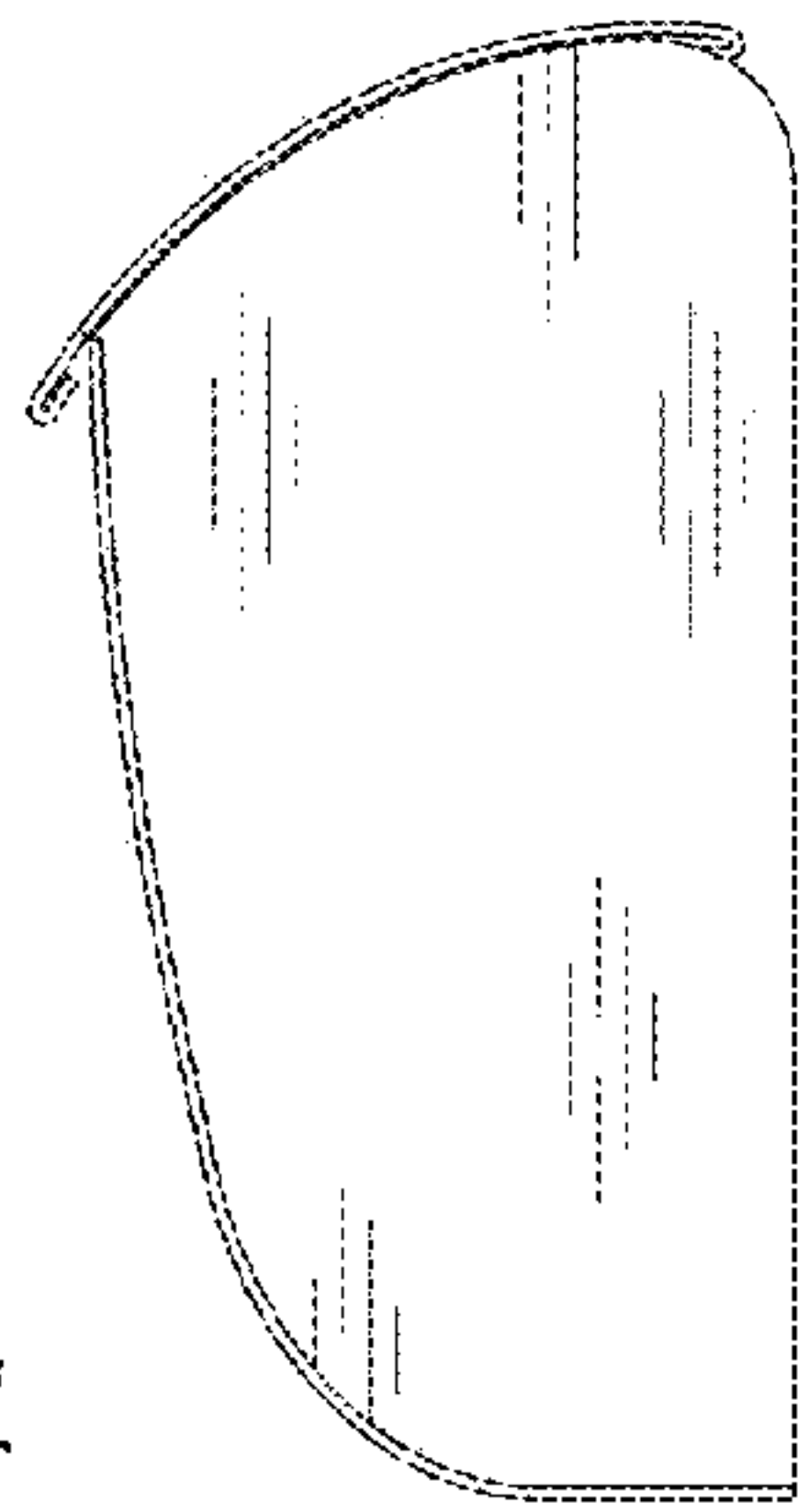


Fig. 4

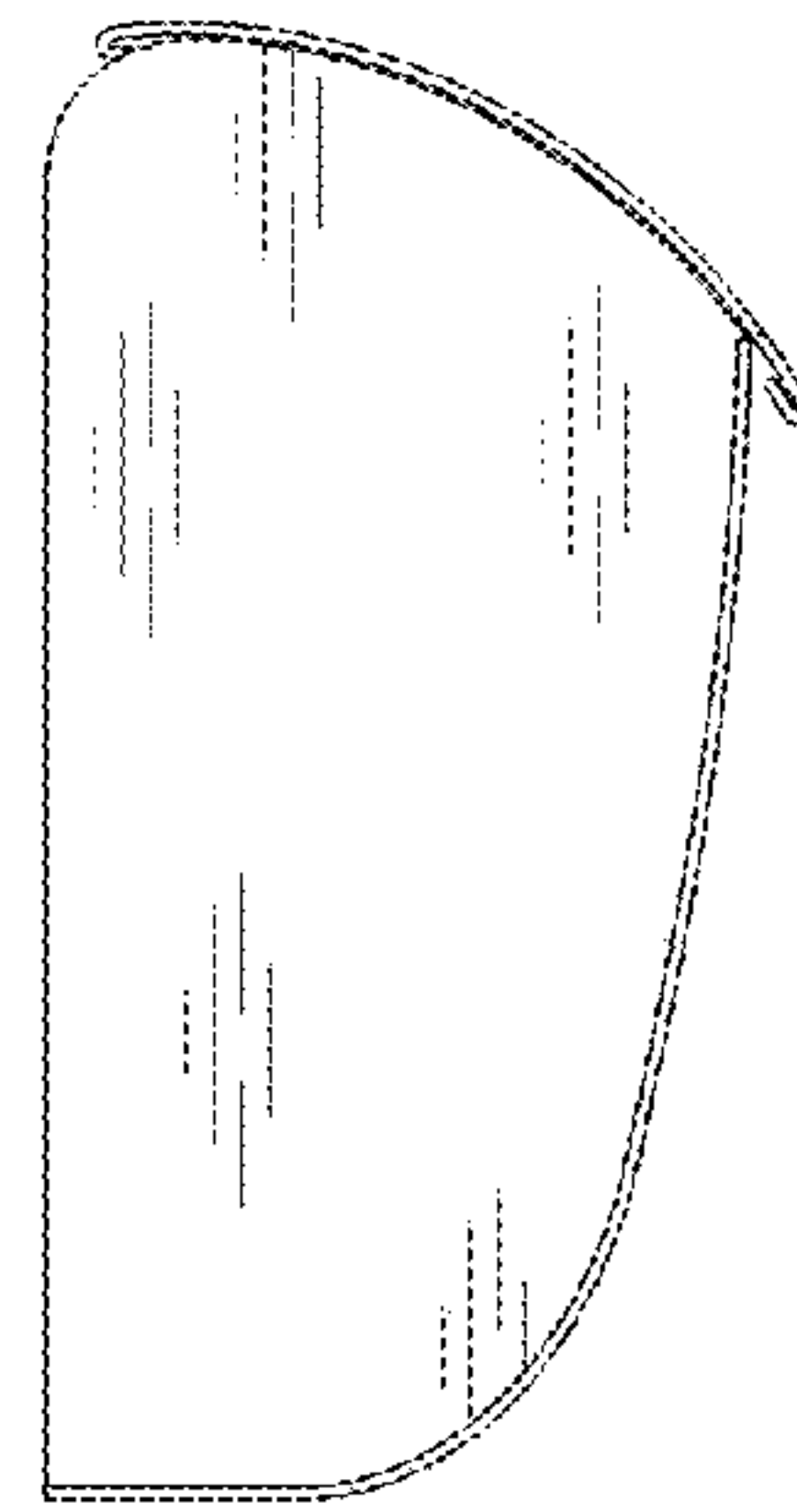


Fig. 5




Fig. 6



Fig. 7

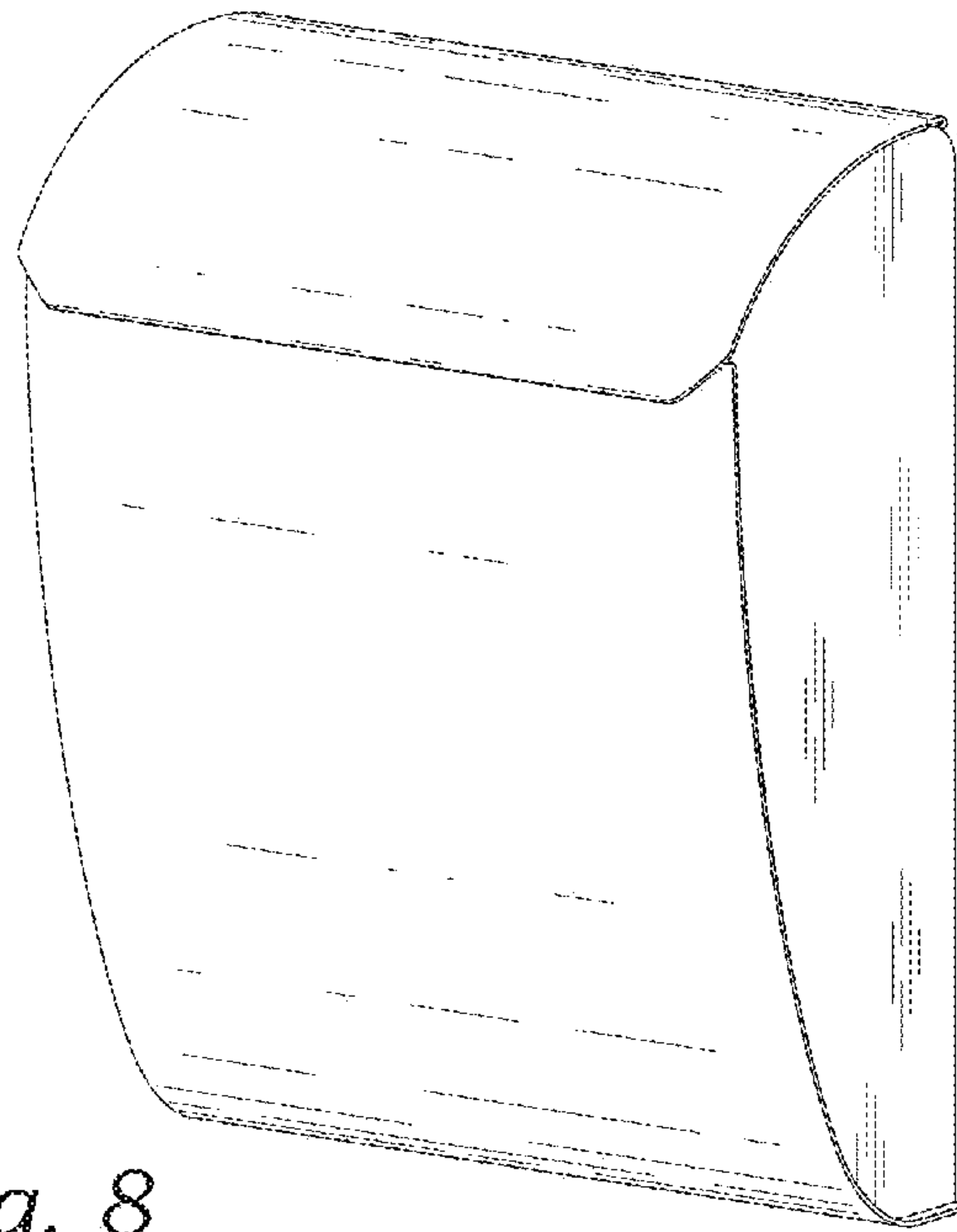


Fig. 8

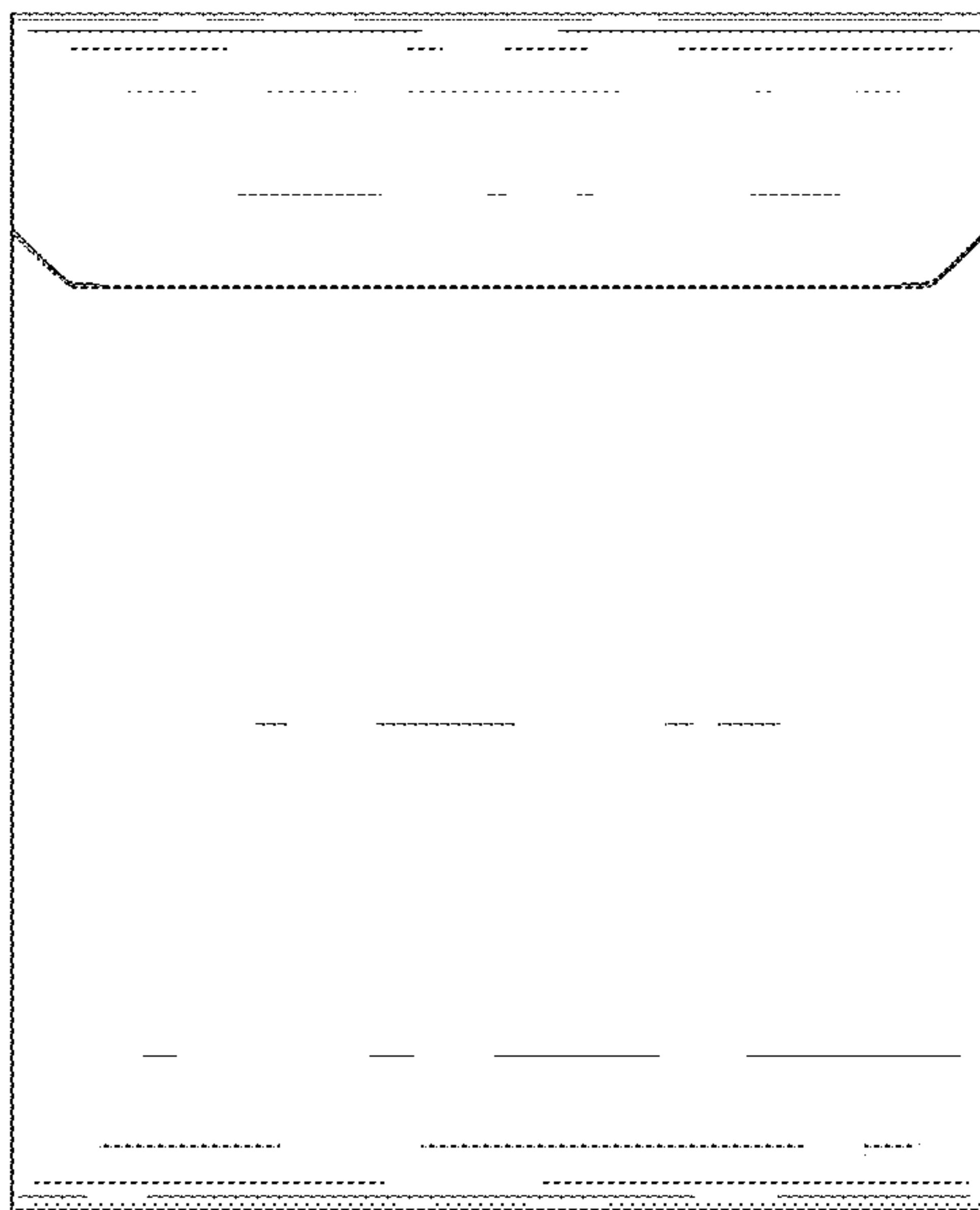


Fig. 9




Fig. 10




Fig. 11




Fig. 12

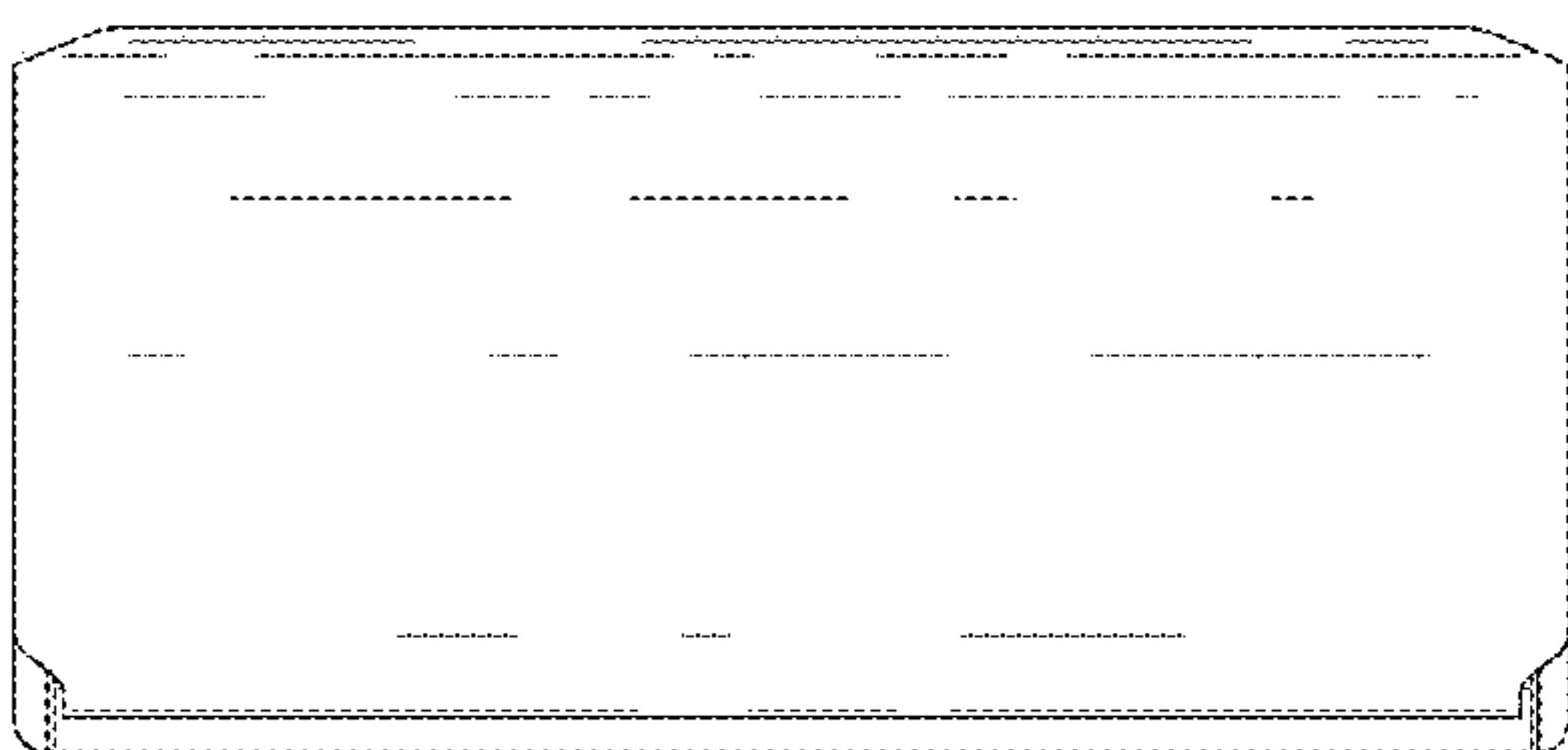


Fig. 13




Fig. 14