



US00D678637S

(12) **United States Design Patent**
Pelosi

(10) **Patent No.:** **US D678,637 S**
(45) **Date of Patent:** **** Mar. 19, 2013**

(54) **LAUNDRY BAG FRAME**
(75) Inventor: **Raymond J. Pelosi**, Clifton, NJ (US)
(73) Assignee: **United Storage Technologies, Inc.**,
Clifton, NJ (US)
(**) Term: **14 Years**
(21) Appl. No.: **29/366,254**

6,874,276 B2 * 4/2005 Morrison 47/45
D545,515 S * 6/2007 Clucas D32/37
D645,625 S * 9/2011 Pelosi D32/37
D649,220 S * 11/2011 Vreeland D23/209

* cited by examiner

Primary Examiner — Eric Goodman
(74) *Attorney, Agent, or Firm* — Siegmur Silber, Esq.

(57) **CLAIM**
The ornamental design for a laundry bag frame, as shown and described.

(22) Filed: **Jul. 22, 2010**
(51) **LOC (9) Cl.** **07-07**
(52) **U.S. Cl.** **D32/37**
(58) **Field of Classification Search** D32/37;
D3/304, 306; 220/485, 491; 232/1 B; 248/95,
248/97, 99-101; 211/41.11, 119
See application file for complete search history.

DESCRIPTION

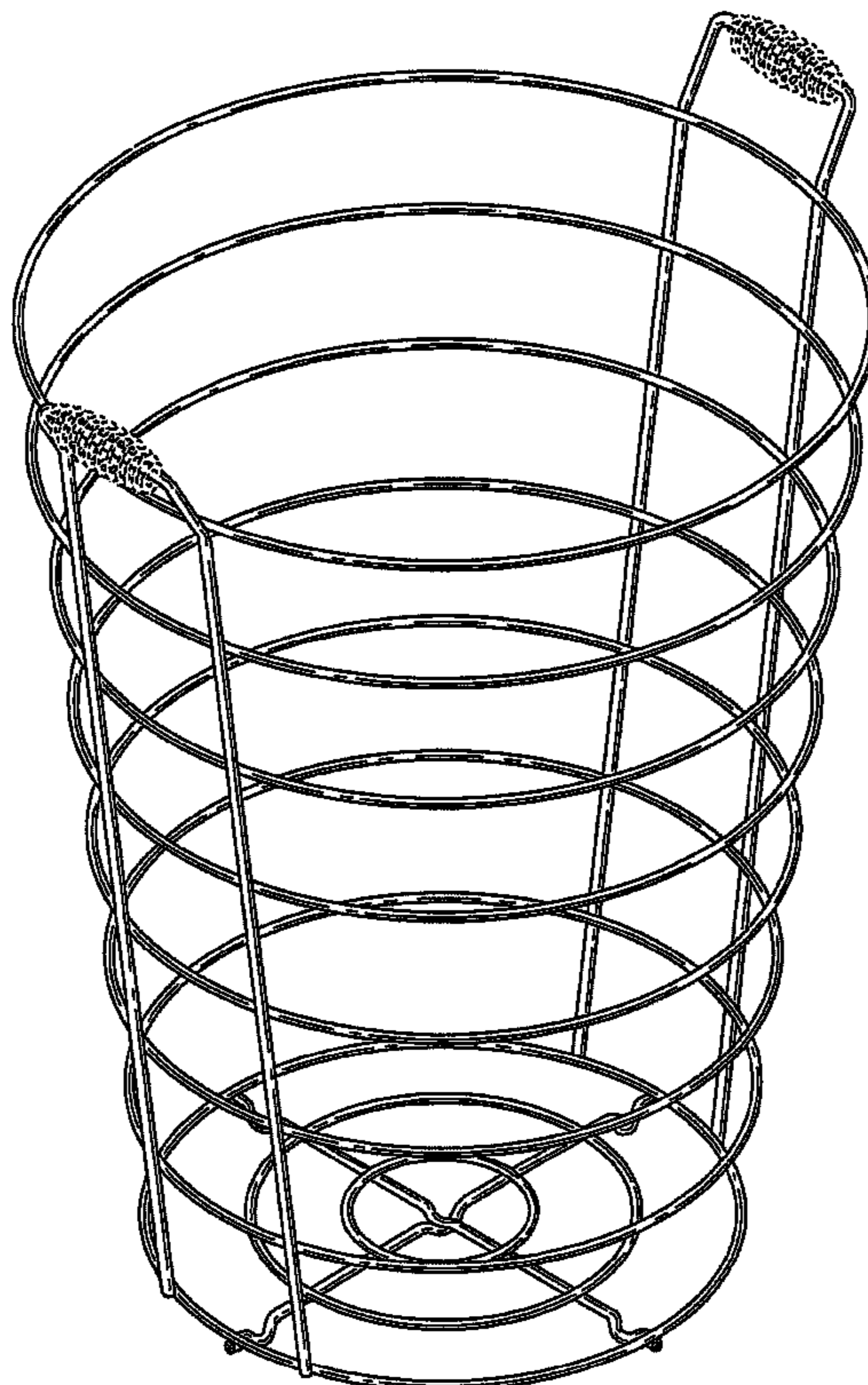
FIG. 1 is a perspective view of a laundry bag frame of the present design;
FIG. 2 is a front elevational view of FIG. 1, the rear elevational view is not being shown as the view is identical to the front elevational view;
FIG. 3 is a left side elevational view of FIG. 2, the right side elevational view is not being shown as this view is identical to the left side elevational view. The broken line elements disclosed in FIG. 2 are shown removed for ease of illustration;
FIG. 4 is a top plan view of FIG. 2; and,
FIG. 5 is a bottom plan view of FIG. 2.
The broken line showing is included for the purpose of illustrating portions of the article and forms no part of the claimed design.

(56) **References Cited**

U.S. PATENT DOCUMENTS

1,865,533 A * 7/1932 Lutzke 220/485
2,319,628 A * 5/1943 Pinniger 220/485
2,575,149 A * 11/1951 Watson 220/4.21
3,979,856 A * 9/1976 Belcher 47/76
D434,538 S * 11/2000 Thompson D32/37
6,588,620 B1 * 7/2003 Thuma et al. 220/489
6,616,004 B1 * 9/2003 Erickson et al. 220/9.2
6,752,286 B2 * 6/2004 Liu 220/9.4

1 Claim, 5 Drawing Sheets



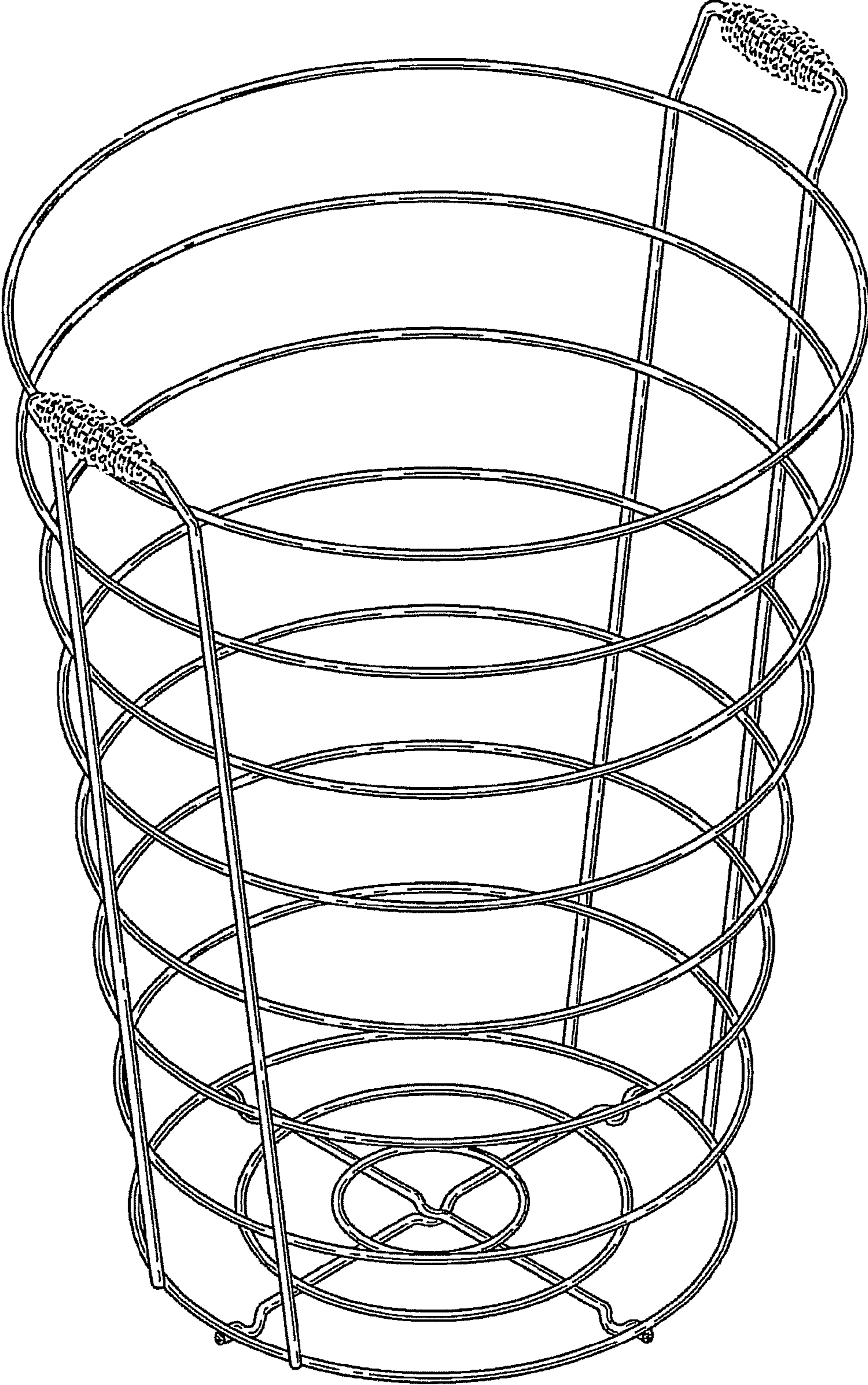


FIG. 1




FIG. 2




FIG. 3

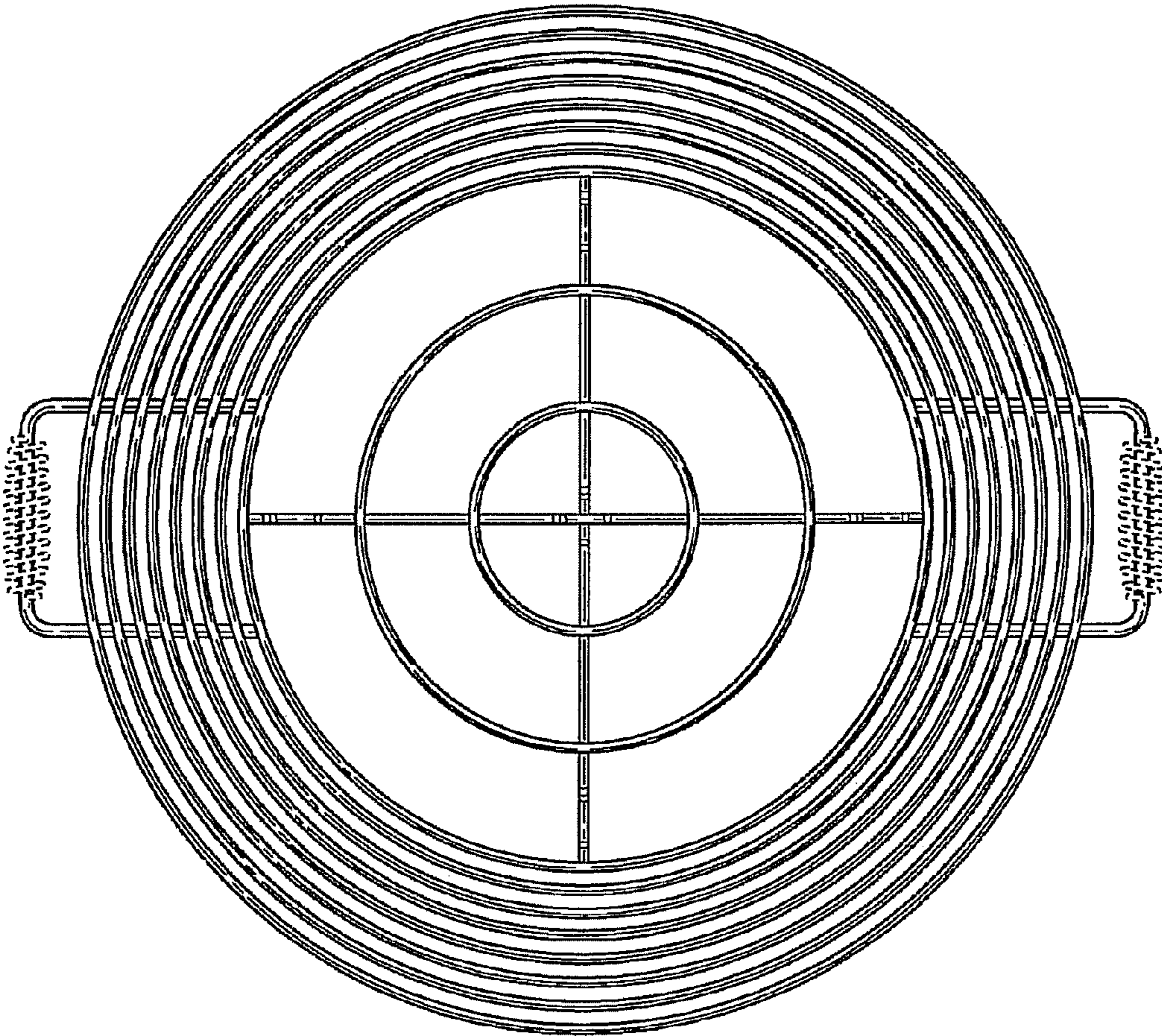


FIG. 4

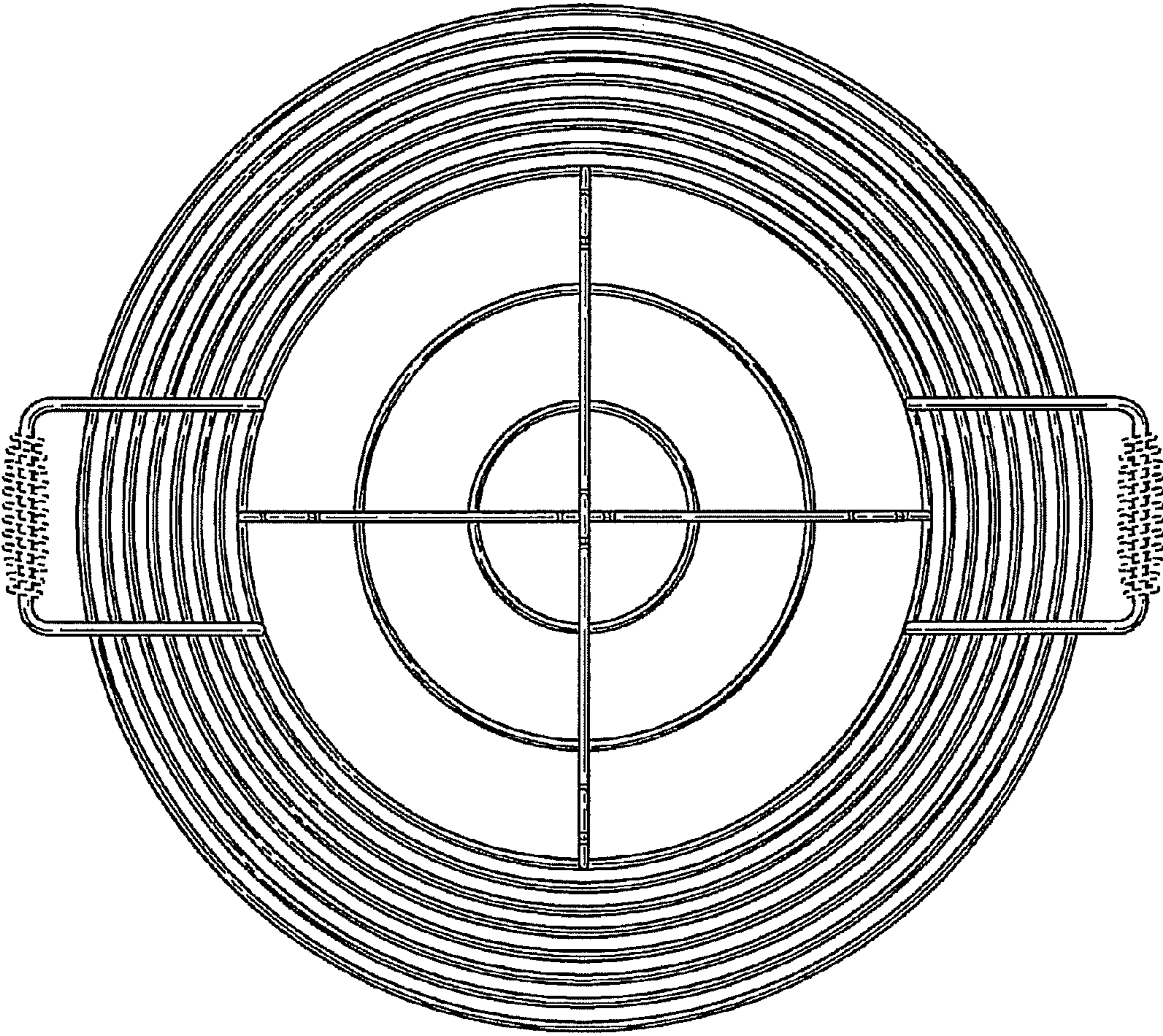


FIG. 5