



US00D678621S

(12) **United States Design Patent**
Saranga

(10) **Patent No.:** **US D678,621 S**
(45) **Date of Patent:** **** Mar. 19, 2013**

- (54) **KNEE AND SHIN PROTECTOR**
- (71) Applicant: **John Saranga**, Lockport, IL (US)
- (72) Inventor: **John Saranga**, Lockport, IL (US)
- (**) Term: **14 Years**
- (21) Appl. No.: **29/433,760**
- (22) Filed: **Oct. 4, 2012**
- (51) **LOC (9) Cl.** **29-02**
- (52) **U.S. Cl.** **D29/121.1**
- (58) **Field of Classification Search** D29/100,
D29/101.1, 101.2, 101.3, 101.4, 101.5, 120.1,
D29/120.2, 121.1, 121.2; D2/901; D24/190;
2/16, 20–24, 62, 267, 455, 461, 463, 910,
2/911; 602/3, 5, 6, 16, 23, 26
See application file for complete search history.

- D463,886 S 10/2002 Cantu, Jr.
- D464,177 S 10/2002 Troxell
- D466,254 S * 11/2002 Hung D29/121.1
- 6,654,961 B2 12/2003 Beland
- D492,068 S 6/2004 Peterson et al.
- 6,789,264 B2 9/2004 Budda
- 6,795,974 B1 9/2004 Howell
- D500,395 S 12/2004 Yang
- D504,981 S 5/2005 Vanderhoef
- 7,013,487 B2 * 3/2006 Beland 2/22

(Continued)

Primary Examiner — Raphael Barkai
Assistant Examiner — Randall Gholson
(74) *Attorney, Agent, or Firm* — Maier & Maier PLLC

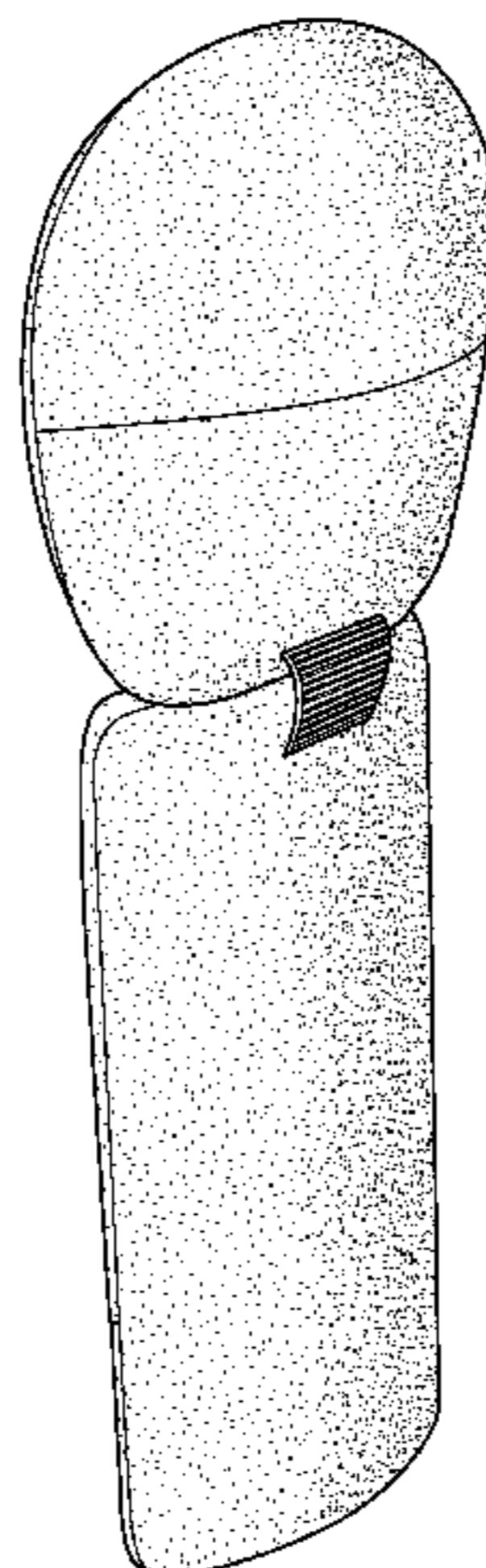
(57) **CLAIM**
The ornamental design for a knee and shin protector, as shown and described.

DESCRIPTION

FIG. 1 is a front perspective view of a knee and shin protector, showing my design;
FIG. 2 is a front view thereof;
FIG. 3 is a rear view thereof;
FIG. 4 is a right side view thereof, the left side view being a mirror image of the right side view;
FIG. 5 is a top view thereof;
FIG. 6 is a bottom view thereof;
FIG. 7 is a front view of the knee portion of the knee and shin protector of FIG. 1;
FIG. 8 is a rear view thereof;
FIG. 9 is a right side view thereof, the left side view being a mirror image of the right side view;
FIG. 10 is a top view thereof;
FIG. 11 is a bottom view thereof;
FIG. 12 is a front view of the shin portion of the knee and shin protector of FIG. 1;
FIG. 13 is a rear view thereof;
FIG. 14 is a right side view thereof, the left side view being a mirror image of the right side view;
FIG. 15 is a top view thereof; and,
FIG. 16 is a bottom view thereof.

- (56) **References Cited**
- U.S. PATENT DOCUMENTS
- 909,215 A 1/1909 Pierce et al.
- 2,785,407 A 3/1957 Reeder
- 3,135,964 A 6/1964 Pender
- 3,735,419 A 5/1973 Byrd
- D264,140 S 5/1982 Jenkins
- D284,038 S 6/1986 Eghamn et al.
- 4,999,847 A * 3/1991 Barcelo 2/24
- D351,255 S 10/1994 Pytlewski
- D353,702 S 12/1994 Martinez et al.
- D355,052 S 1/1995 Paikos et al.
- D361,162 S 8/1995 Fierek
- 5,477,559 A * 12/1995 Clement 2/22
- 5,500,955 A 3/1996 Gongea
- D374,746 S 10/1996 Skottheim
- D377,851 S 2/1997 Dancyger
- D389,959 S 1/1998 Collins et al.
- D408,596 S 4/1999 Dancyger
- D416,624 S 11/1999 Nauert
- D430,362 S 8/2000 Pagotto
- D436,696 S 1/2001 Bonaventure et al.
- 6,178,555 B1 1/2001 Williams
- 6,253,376 B1 * 7/2001 Ritter 2/24
- D449,715 S 10/2001 Wolf
- D456,955 S 5/2002 Pytlewski
- D459,838 S 7/2002 Parkins

1 Claim, 5 Drawing Sheets



US D678,621 S

Page 2

U.S. PATENT DOCUMENTS							
D518,922	S	4/2006	Beland	8,141,169	B2 *	3/2012	Saranga 2/22
7,047,566	B2 *	5/2006	Beland et al. 2/22	8,161,569	B2	4/2012	Hudon et al.
7,181,770	B2	2/2007	Godshaw	D661,843	S *	6/2012	Saranga D29/121.1
D555,291	S *	11/2007	Danzo D29/121.2	2004/0255336	A1	12/2004	Logan et al.
7,451,493	B2	11/2008	Godshaw	2005/0120454	A1	6/2005	Cunningham
D588,310	S	3/2009	Dancyger et al.	2006/0041985	A1	3/2006	Godshaw
D595,016	S	6/2009	Menegon	2007/0118948	A1	5/2007	Godshaw
D602,210	S	10/2009	Crye	2008/0108922	A1	5/2008	Castillo et al.
D618,401	S	6/2010	Menegon	2009/0025114	A1	1/2009	Hudon et al.
7,917,971	B2	4/2011	Kamradt				
D638,995	S	5/2011	Hanlon				
D656,278	S *	3/2012	Saranga D29/121.1				

* cited by examiner

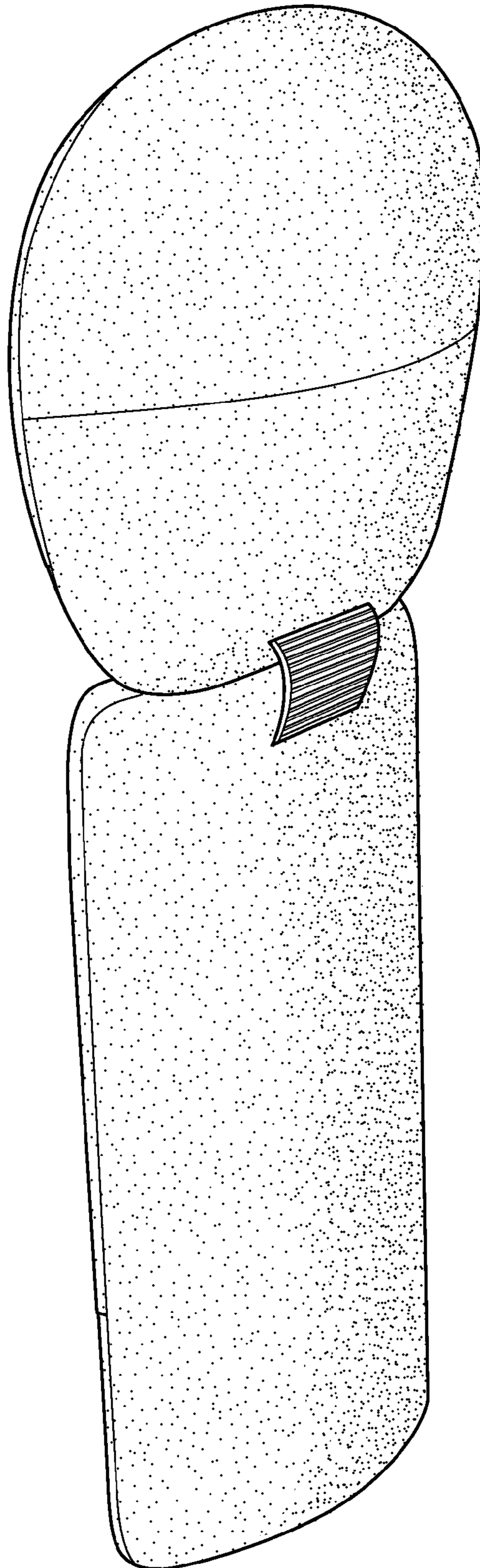


Fig. 1

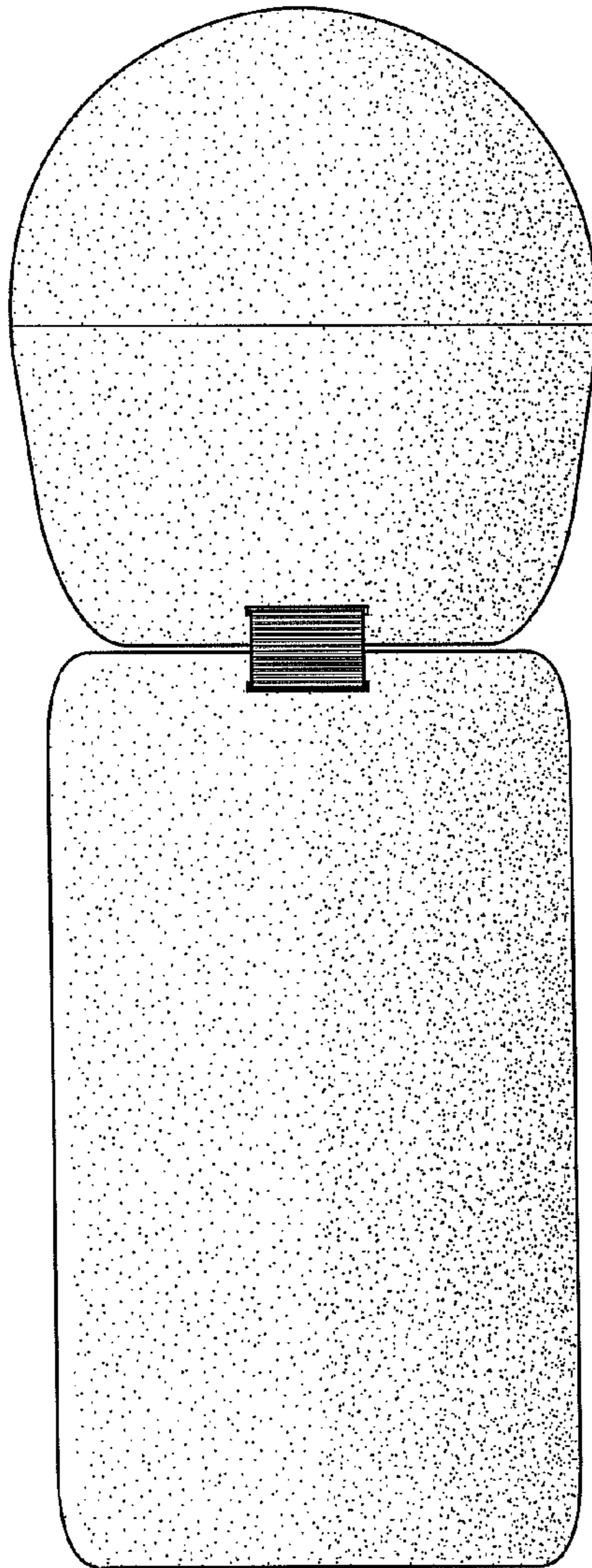


Fig. 2

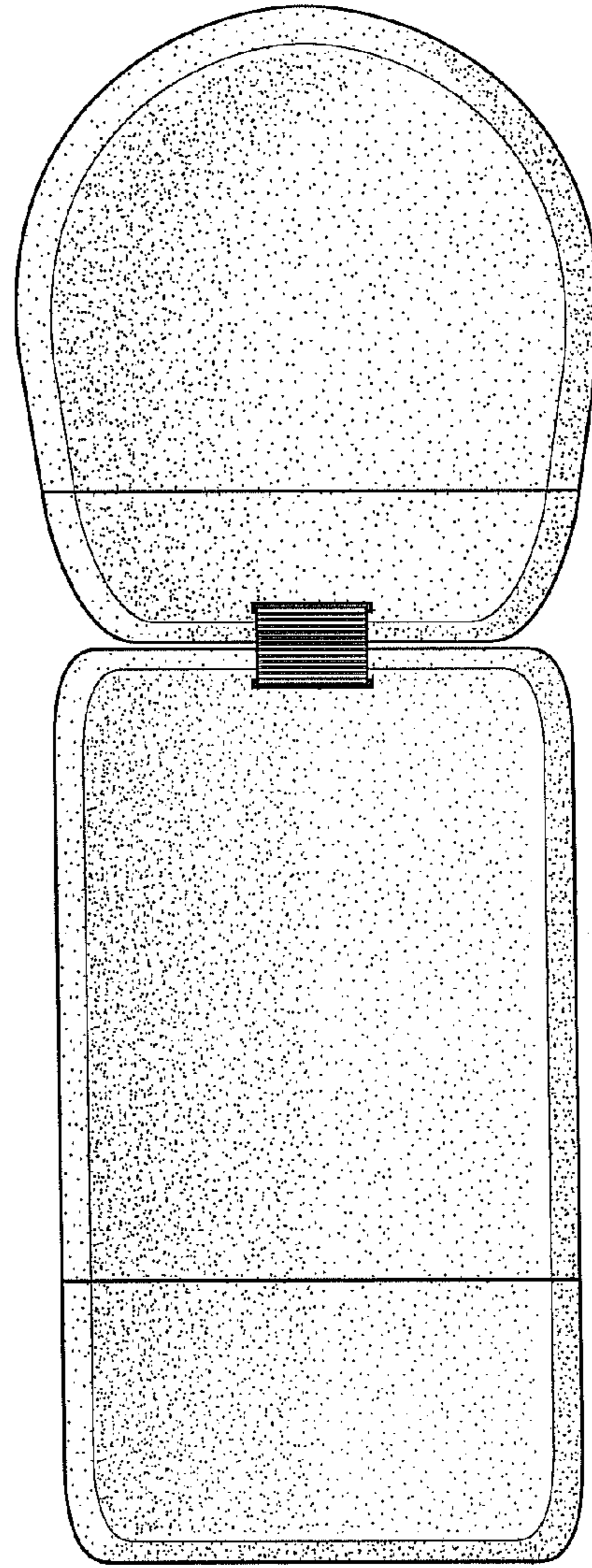


Fig. 3

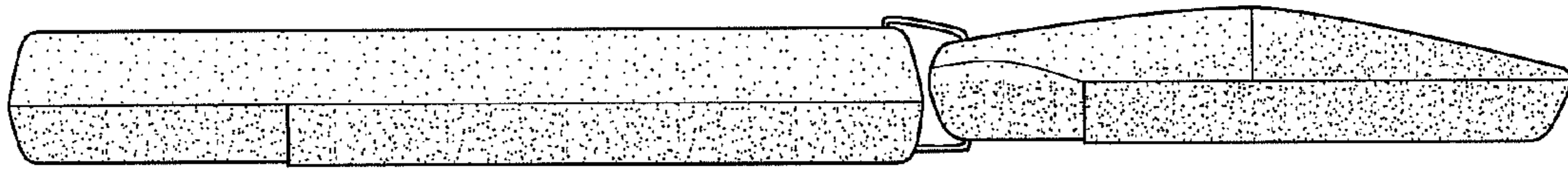


Fig. 4

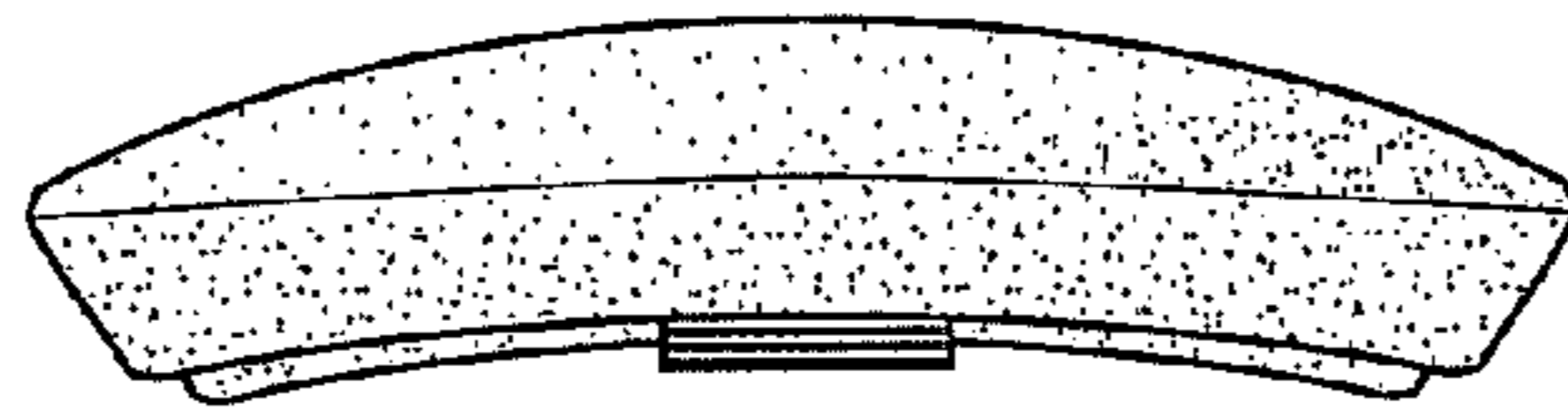


Fig. 5

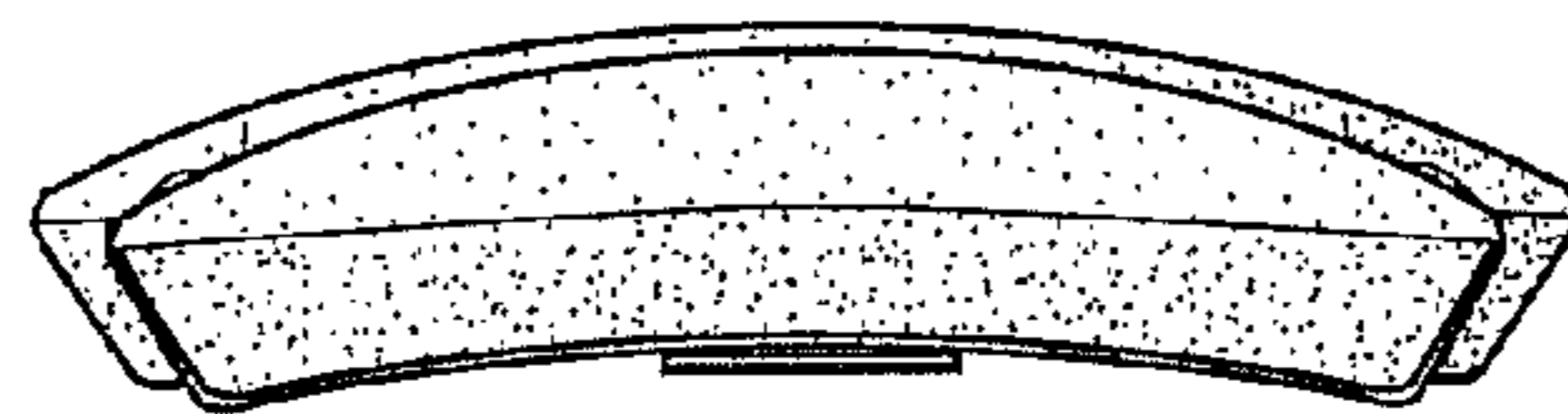


Fig. 6

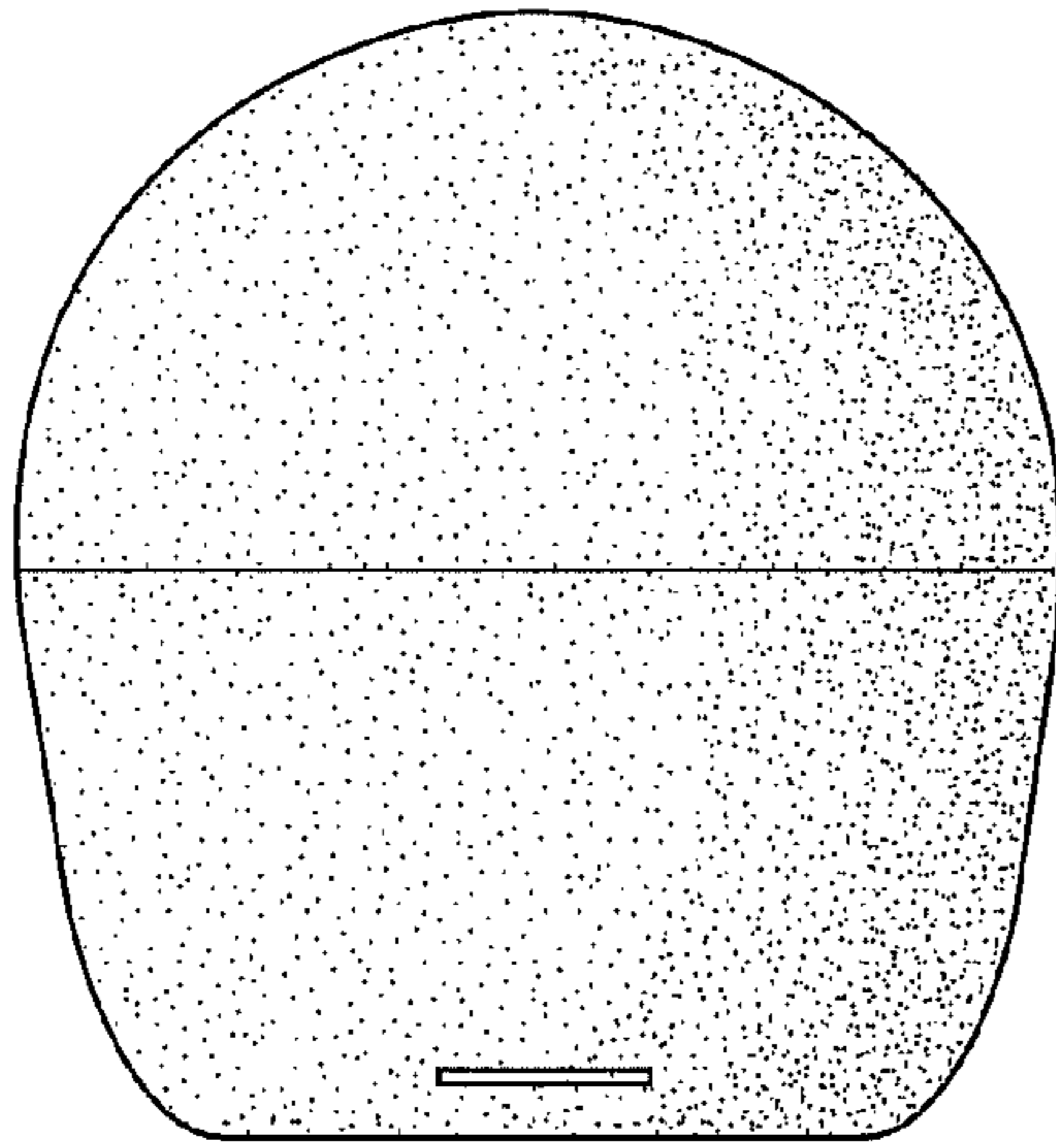


Fig. 7

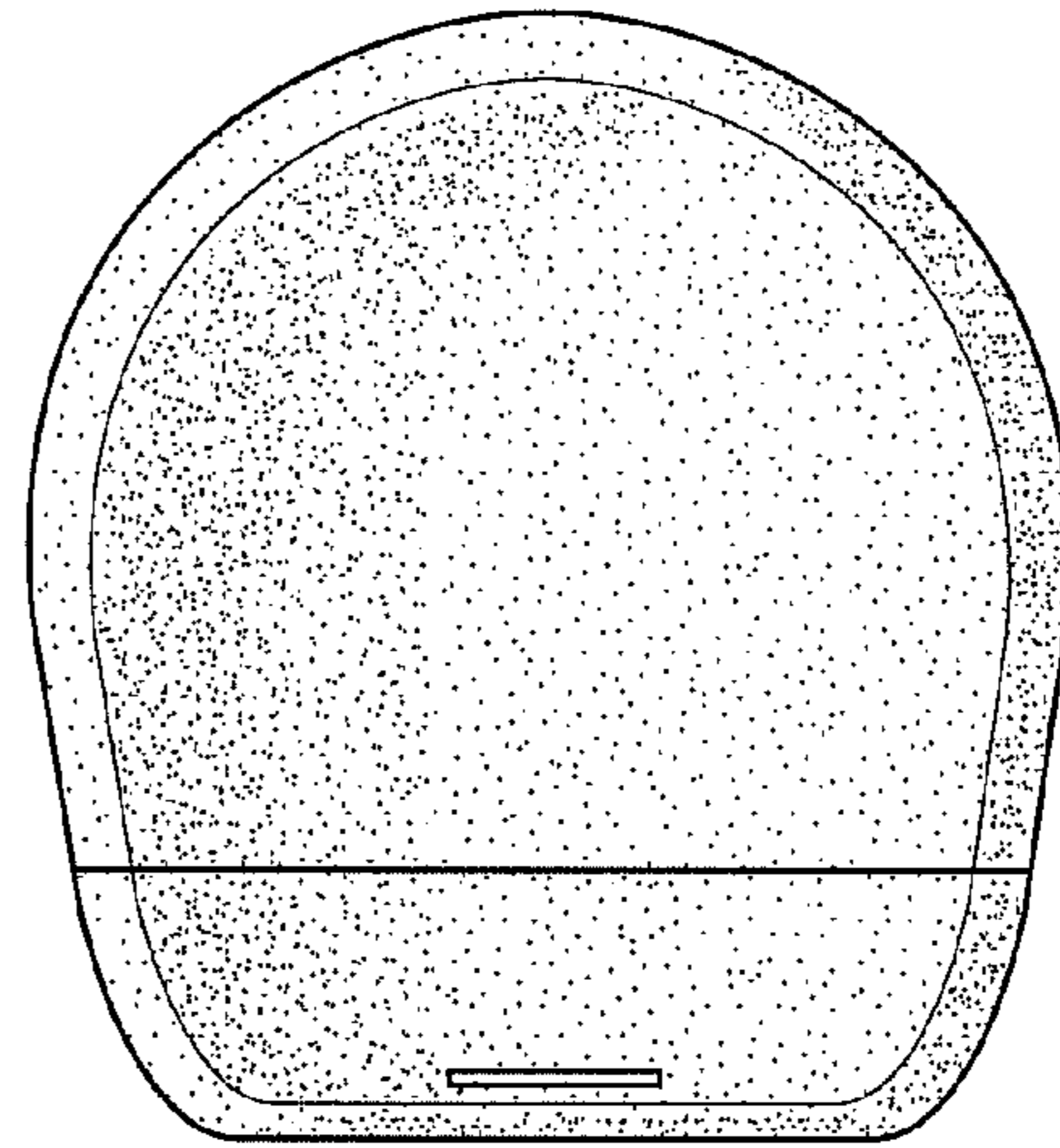


Fig. 8

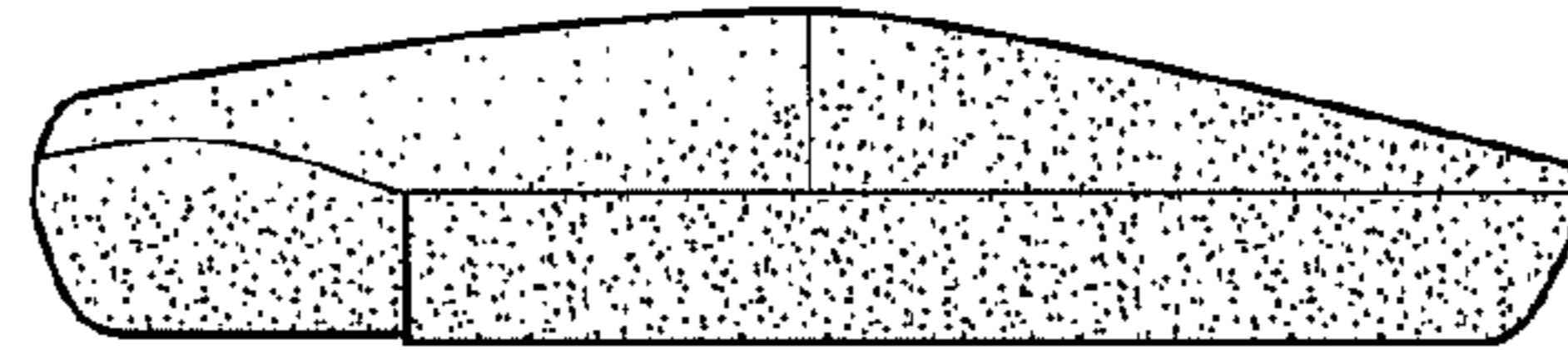


Fig. 9

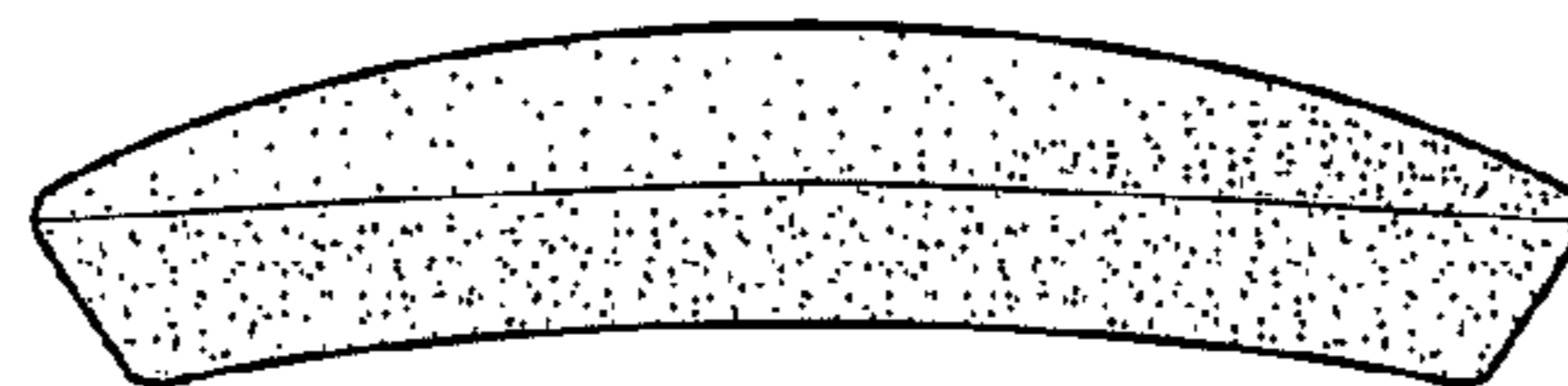


Fig. 10

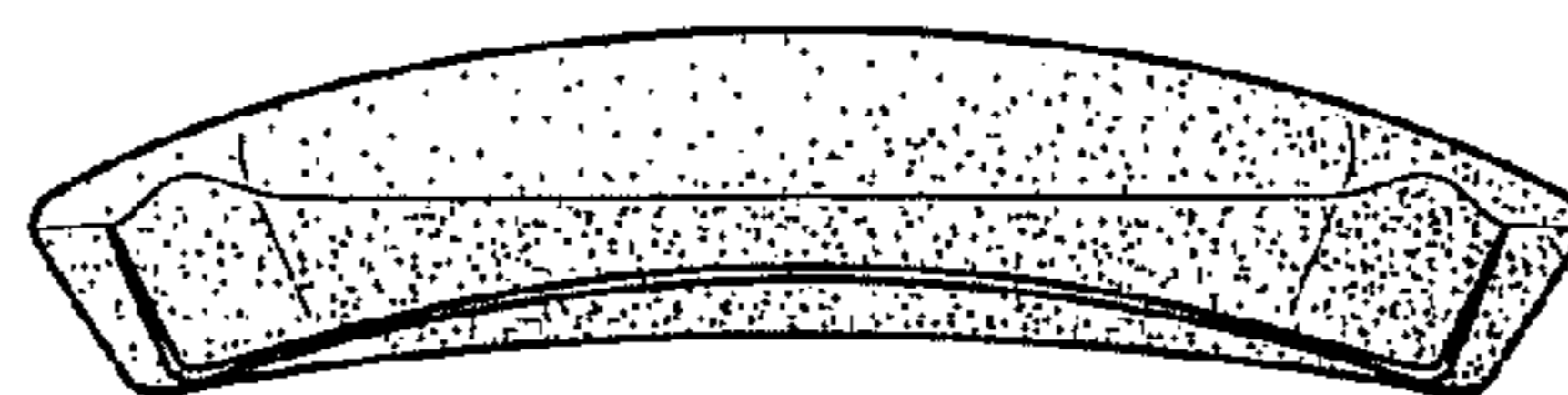


Fig. 11




Fig. 12




Fig. 13

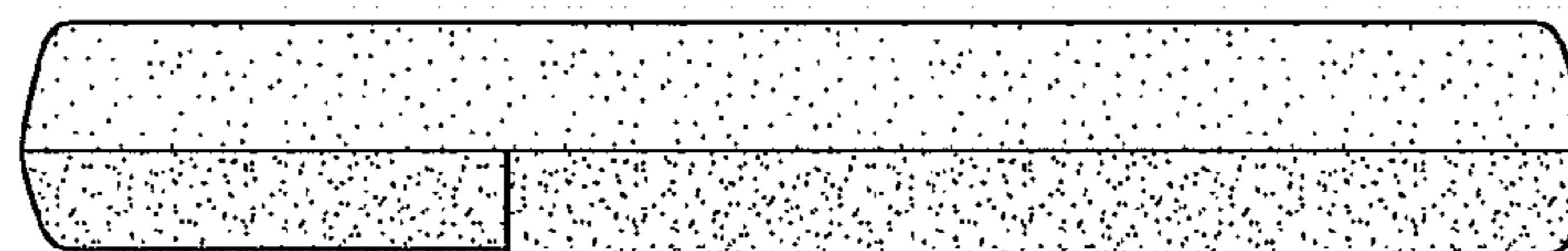


Fig. 14

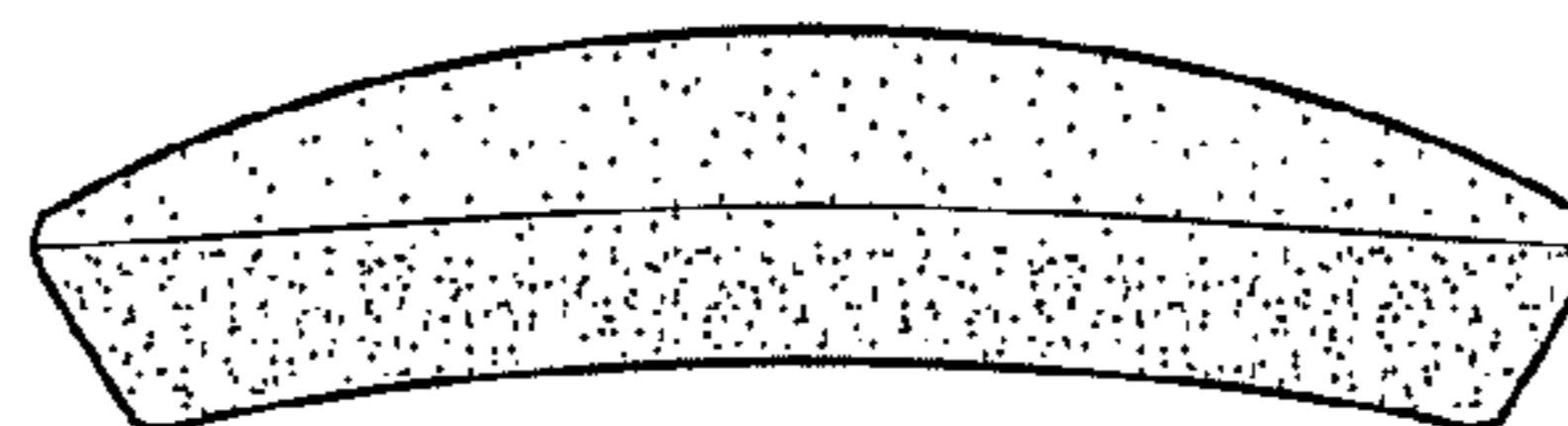


Fig. 15

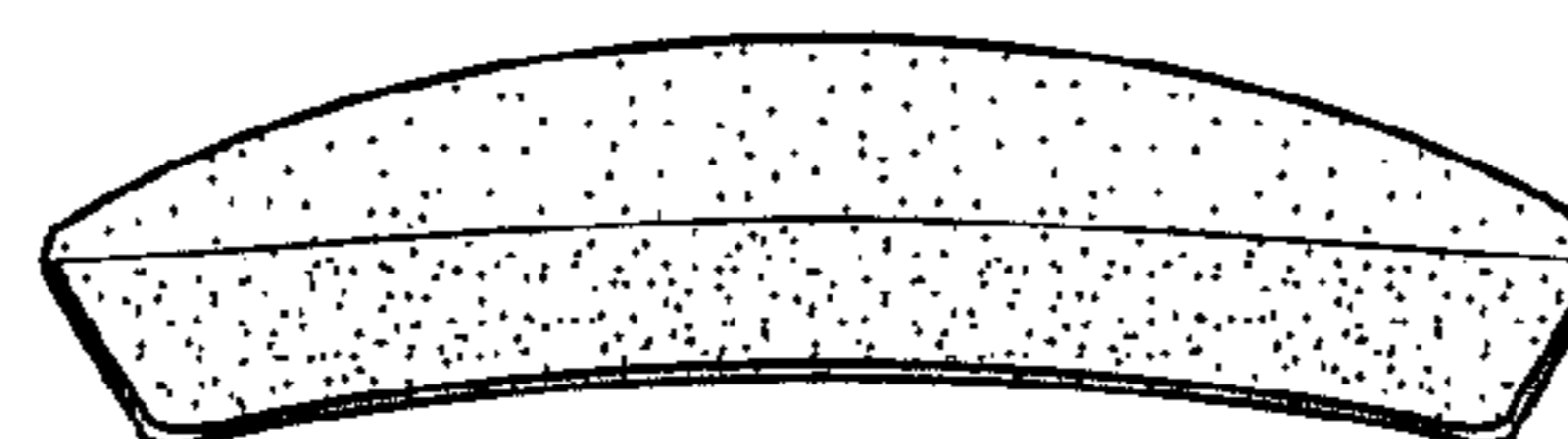


Fig. 16