



US00D678618S

(12) **United States Design Patent**
Ratner et al.

(10) **Patent No.:** **US D678,618 S**
(45) **Date of Patent:** **** Mar. 19, 2013**

(54) **HELMET**

(75) Inventors: **Corey Ratner**, Venice, CA (US); **Ryan Ratner**, Tarzana, CA (US); **Conan Hayes**, Venice, CA (US)

(73) Assignee: **C Preme Limited LLC**, Hawthorne, CA (US)

(**) Term: **14 Years**

(21) Appl. No.: **29/379,922**

(22) Filed: **Nov. 26, 2010**

(51) **LOC (9) Cl.** **02-03**

(52) **U.S. Cl.** **D29/107**

(58) **Field of Classification Search** D29/102-112,
D29/122; D2/869-870, 878, 879, 882, 886,
D2/888; 2/410, 411-414, 416-425, 5, 6.6-6.8,
2/9

See application file for complete search history.

(56) **References Cited**

U.S. PATENT DOCUMENTS

| | | | | |
|---------------|---------|------------------|-------|---------|
| D251,157 S * | 2/1979 | Walter | | D2/869 |
| D335,384 S * | 5/1993 | Beitscher et al. | | D2/869 |
| D344,844 S * | 3/1994 | Beitscher et al. | | D2/869 |
| D344,845 S * | 3/1994 | Beitscher et al. | | D2/869 |
| 5,508,900 A * | 4/1996 | Norman | | 362/106 |
| D387,502 S * | 12/1997 | Comstock et al. | | D29/106 |

| | | | | |
|--------------|---------|---------------|-------|---------|
| D406,438 S * | 3/1999 | Morais | | D2/869 |
| D406,439 S * | 3/1999 | Morais | | D2/869 |
| D411,238 S * | 6/1999 | Cornish | | D2/869 |
| D417,754 S * | 12/1999 | Berger et al. | | D29/102 |
| D422,398 S * | 4/2000 | Jones | | D2/869 |
| D533,312 S * | 12/2006 | Bouchez | | D29/102 |
| D584,860 S * | 1/2009 | Rodgers | | D29/122 |

* cited by examiner

Primary Examiner — Rosemary K Tarcza

(74) *Attorney, Agent, or Firm* — GTC Law Group LLP & Affiliates

(57) **CLAIM**

The ornamental design for a helmet, as shown and described.

DESCRIPTION

FIG. 1 is a front perspective view of an embodiment of our new design;

FIG. 2 is a front elevation view thereof;

FIG. 3 is a rear elevation thereof;

FIG. 4 is a left side elevation view thereof;


FIG. 5 is a right side elevation view thereof;

FIG. 6 is a top plan view thereof; and,

FIG. 7 is a bottom plan view thereof.

The broken lines in FIGS. 1-7 are for environmental purposes only and form no part of the claimed design.

1 Claim, 4 Drawing Sheets






FIG. 1

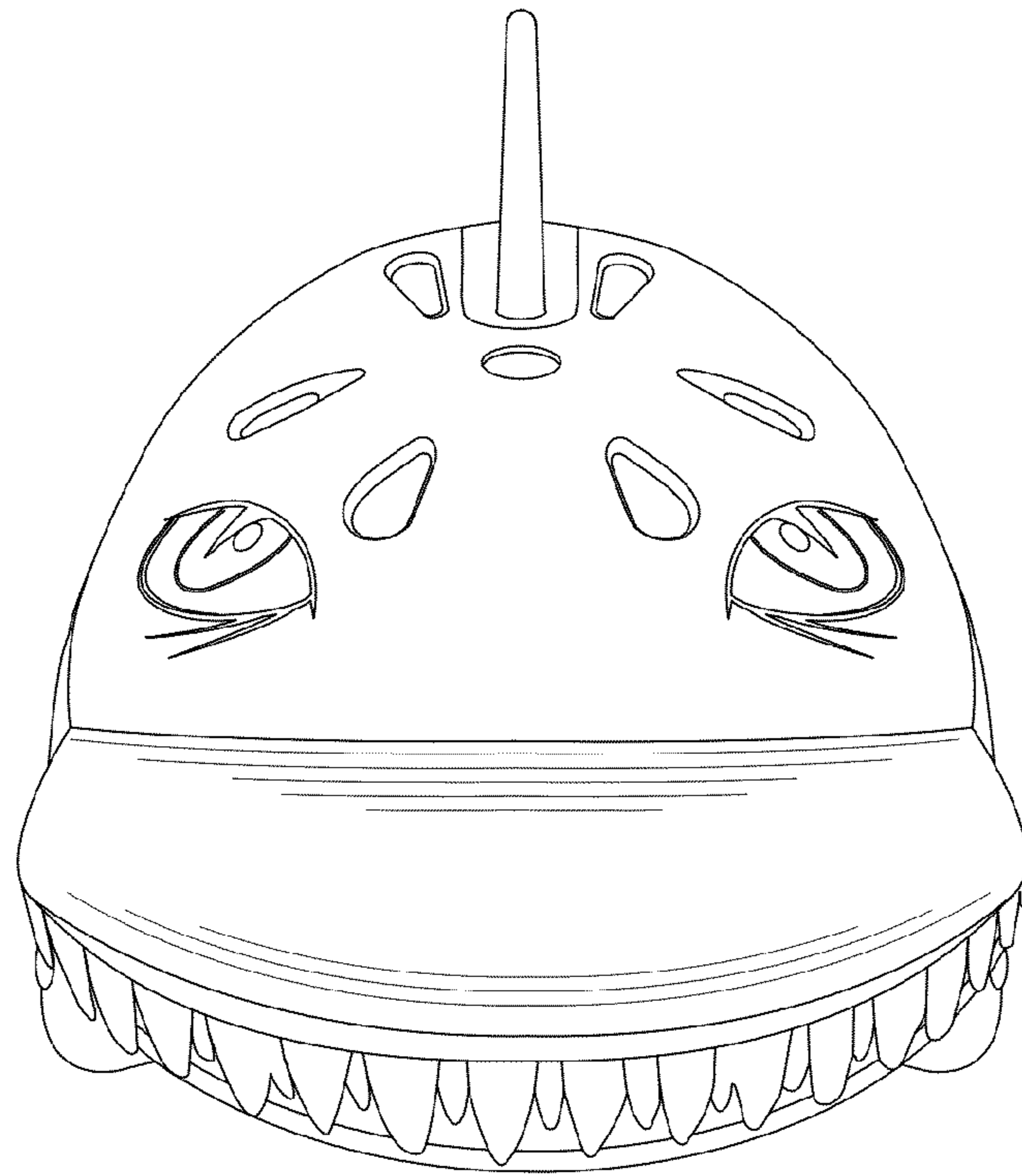


FIG. 2

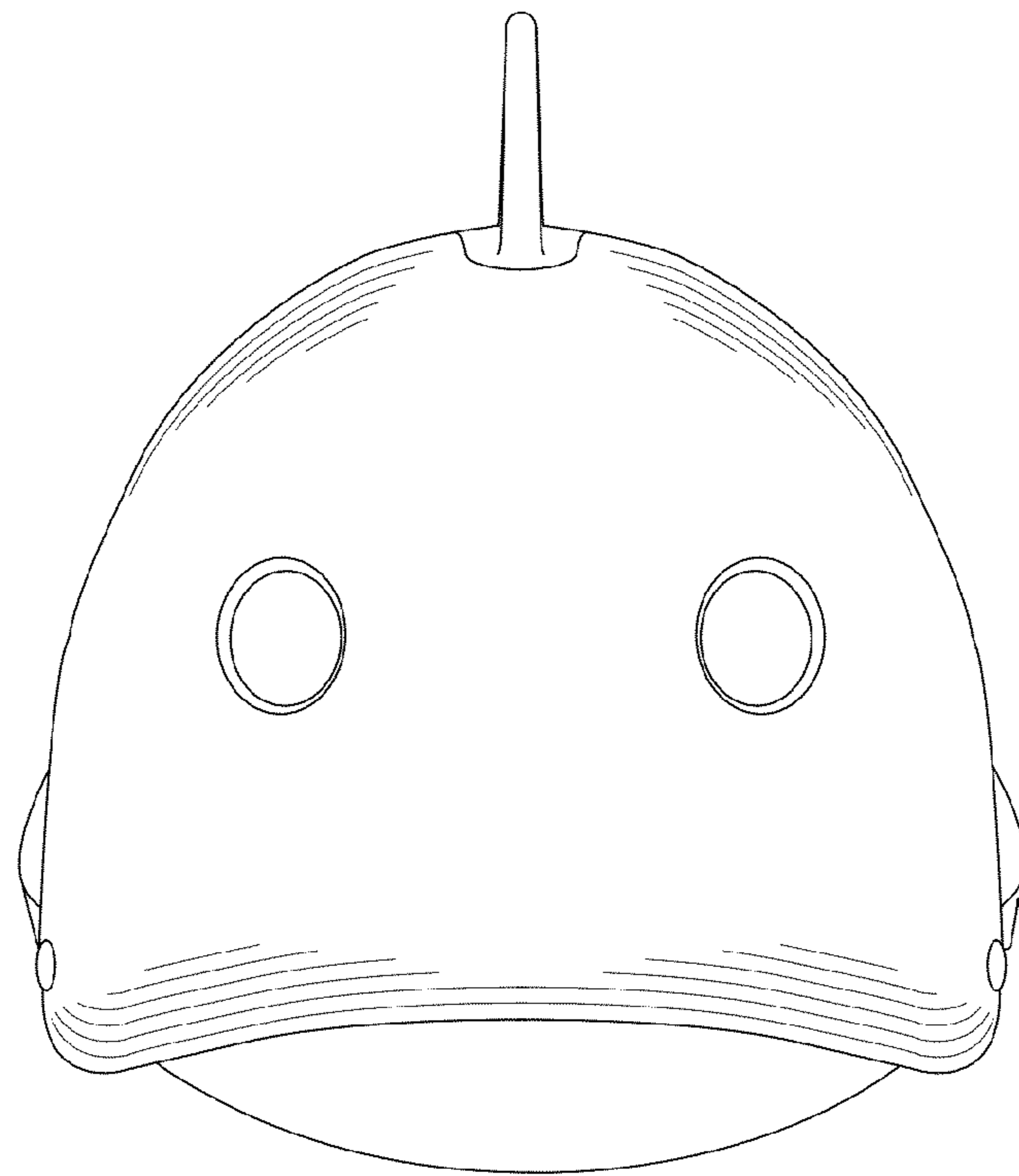


FIG. 3




FIG. 4




FIG. 5



FIG. 6

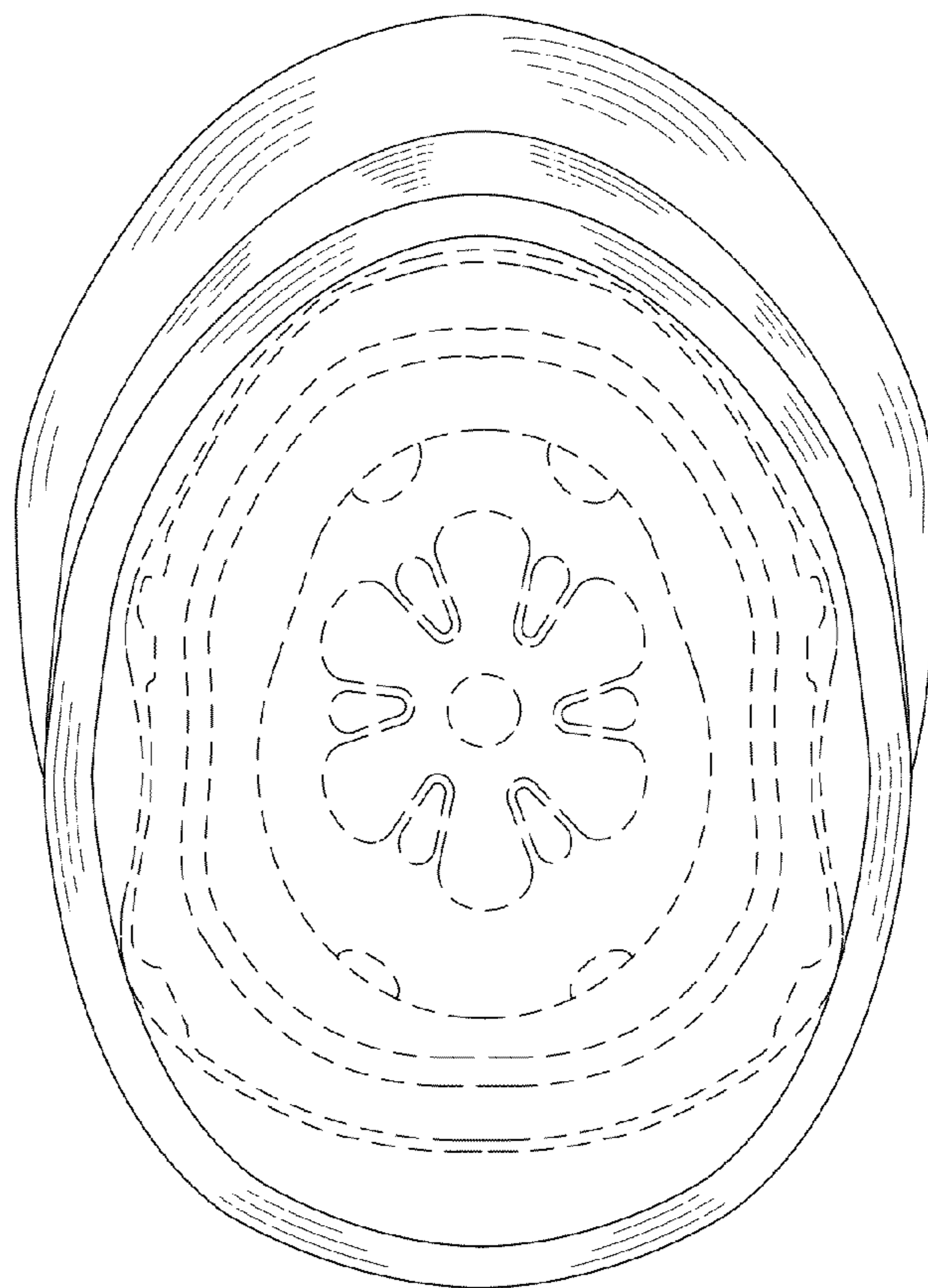


FIG. 7