



US00D678615S

(12) **United States Design Patent**
Longobucco

(10) **Patent No.:** **US D678,615 S**
(45) **Date of Patent:** **** Mar. 19, 2013**

(54) **SAFETY GARMENT**

(71) Applicant: **Angelo Longobucco**, Yonkers, NY (US)

(72) Inventor: **Angelo Longobucco**, Yonkers, NY (US)

(**) Term: **14 Years**

(21) Appl. No.: **29/432,996**

(22) Filed: **Sep. 24, 2012**

(51) **LOC (9) Cl.** **29-02**

(52) **U.S. Cl.** **D29/101.4**

(58) **Field of Classification Search** D29/100,
D29/101, 101.2, 101.3, 101.4, 122, 124;
D2/626, 829, 830, 860; 362/108; D21/805;
441/88, 106, 108, 111, 117; 182/3; 2/48,
2/51, 92, 102, 103, 105, 913, 914, 915
See application file for complete search history.

(56) **References Cited**

U.S. PATENT DOCUMENTS

1,749,999	A	3/1930	Crocker	
2,690,864	A	10/1954	Dautermann et al.	
D232,875	S *	9/1974	Johnson	D29/100
4,149,687	A	4/1979	Nunemacher	
D266,800	S	11/1982	Kula et al.	
5,388,551	A	2/1995	Martusciello	
5,498,219	A	3/1996	Soufi	
D385,105	S	10/1997	Fair	
D426,031	S *	5/2000	Flandez	D29/101.4
6,338,699	B1	1/2002	Veitch	
6,397,389	B1	6/2002	Schultz	
D482,499	S *	11/2003	Garrido et al.	D29/100
6,836,902	B2	1/2005	Marquez et al.	

6,910,993	B1	6/2005	Baran	
D585,603	S *	1/2009	O'Connor et al.	D29/101.4
7,703,417	B2	4/2010	Wu	
D615,749	S	5/2010	Wagner	
D648,489	S *	11/2011	Stockard	D29/100
D666,363	S *	8/2012	Culbertson	D29/101.4
2003/0207736	A1	11/2003	Munguia, Jr.	
2003/0207737	A1	11/2003	Sherman et al.	
2004/0245298	A1	12/2004	Refsum	
2007/0136931	A1	6/2007	Woodman et al.	
2007/0142185	A1	6/2007	Woodman et al.	
2011/0247570	A1	10/2011	Ho	

* cited by examiner

Primary Examiner — Susan Bennett Hattan

Assistant Examiner — Barbara B Lohr

(74) *Attorney, Agent, or Firm* — Andrew F. Young, Esq.;
Lackebach Siegel, LLP

(57) **CLAIM**

The ornamental design for a safety garment, as shown and described.

DESCRIPTION

FIG. 1 is a front view of a safety garment of the present invention.

FIG. 2 is a rear view of the present invention.

FIG. 3 is a left side elevation view of the present invention.

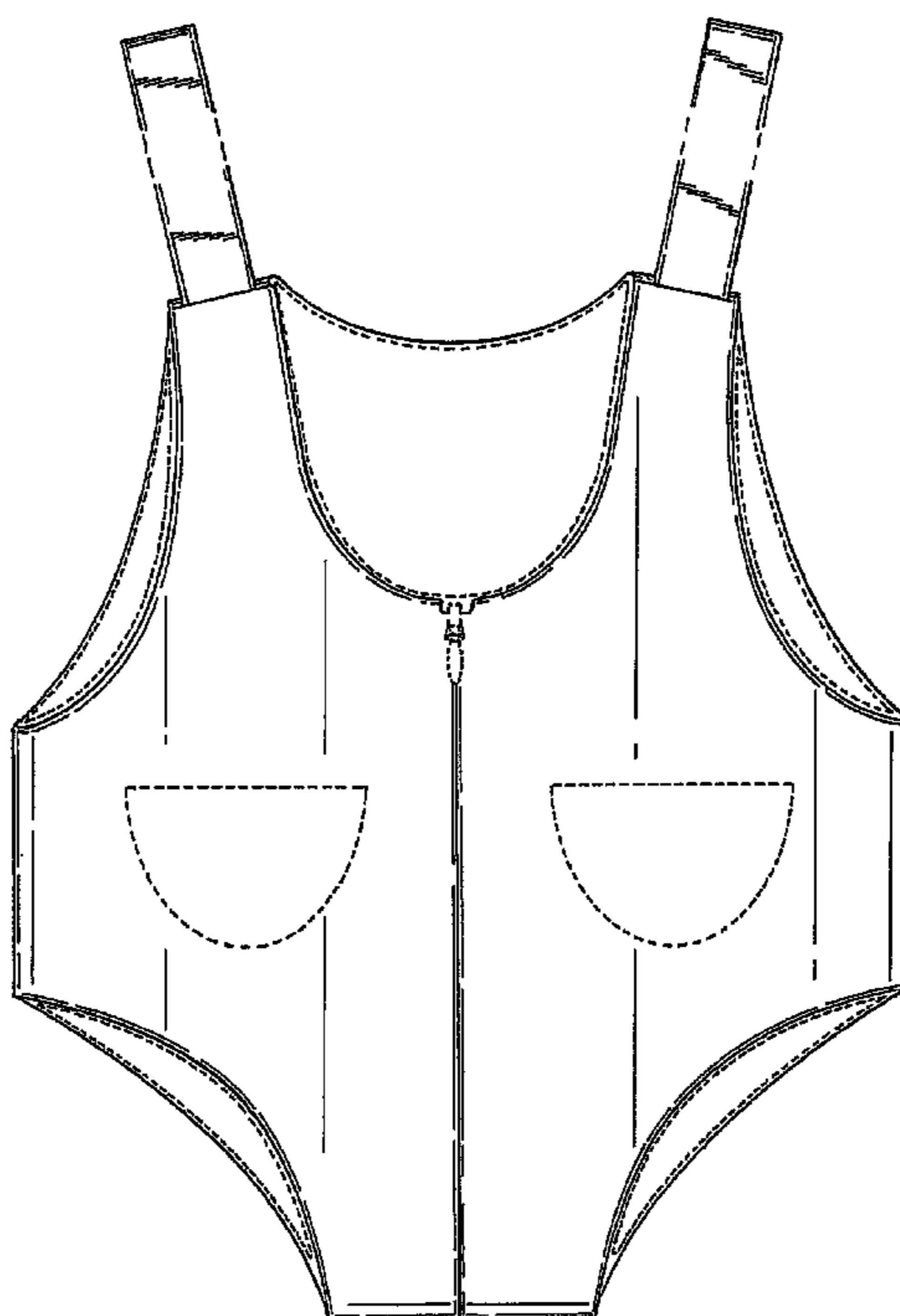
FIG. 4 is a right side elevation view of the present invention.

FIG. 5 is a top plan view of the present invention; and,

FIG. 6 is a bottom plan view of the present invention.

The broken line showing of interior surface, zipper pull, pockets and other regions shown depicts environment only and form no part of the claimed design.

1 Claim, 4 Drawing Sheets



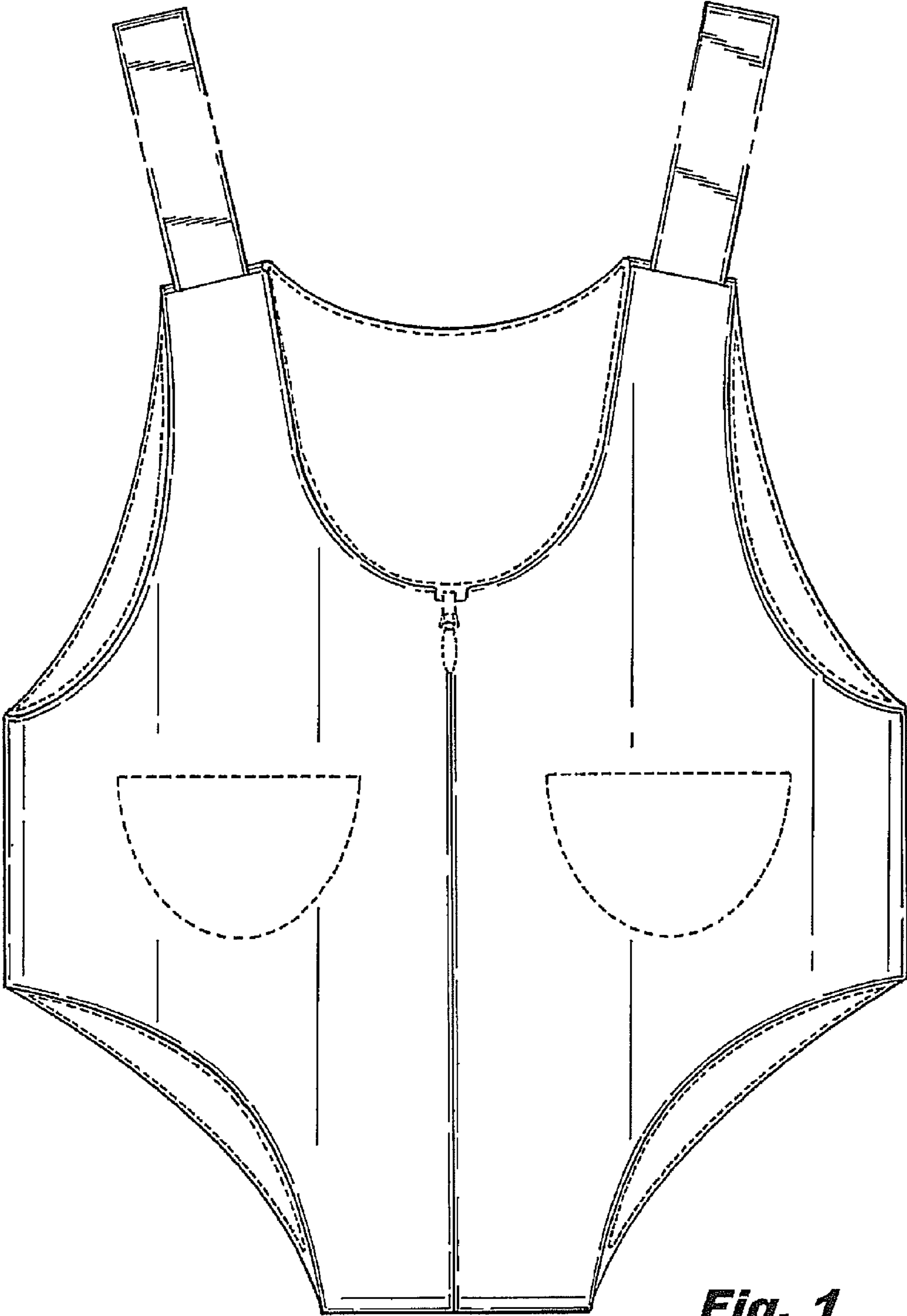


Fig. 1

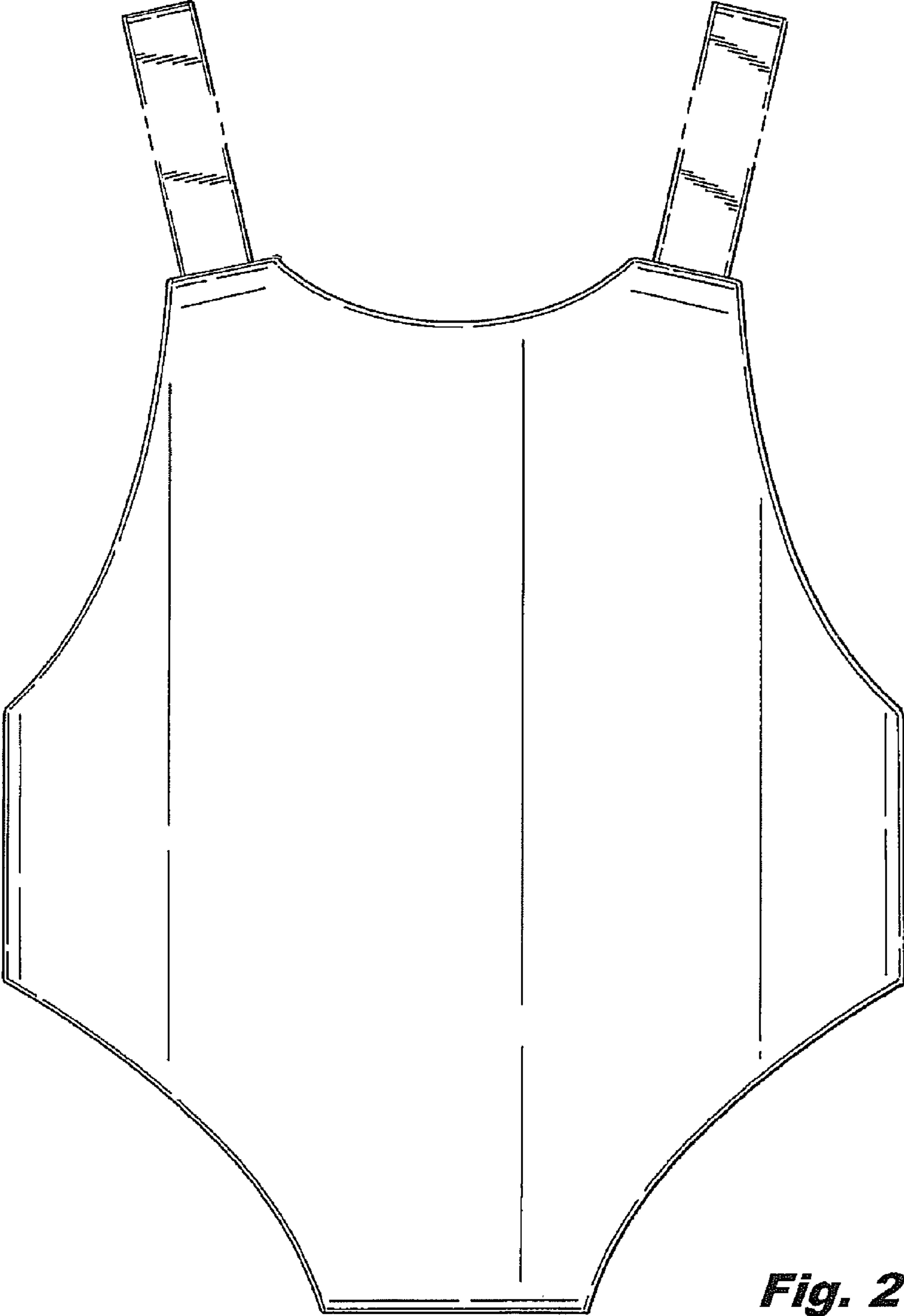


Fig. 2

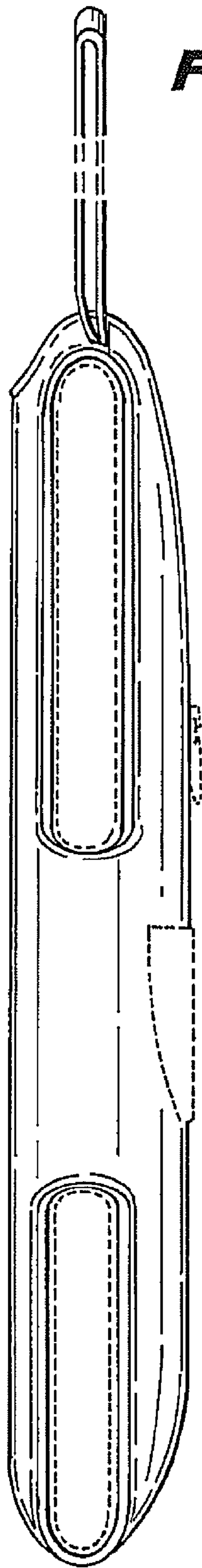


Fig. 3

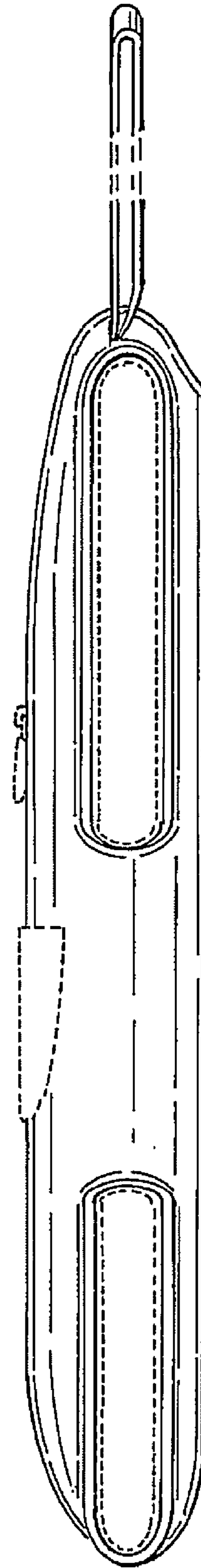


Fig. 4

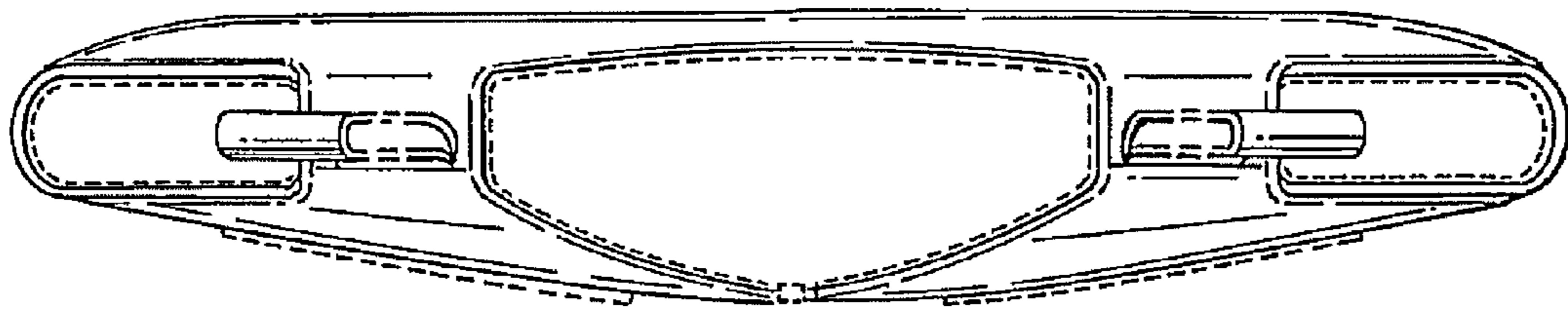


Fig. 5




Fig. 6