



US00D678610S

(12) **United States Design Patent**  
**Prat-Pfister**

(10) **Patent No.:** **US D678,610 S**  
(45) **Date of Patent:** **\*\* \*Mar. 19, 2013**

(54) **HANDLE FOR BODY GROOMER**  
(75) Inventor: **Gael Prat-Pfister**, Amersfoort (NL)  
(73) Assignee: **Koninklijke Philips Electronics N.V.**,  
Eindhoven (NL)  
(\* ) Notice: This patent is subject to a terminal dis-  
claimer.  
(\*\*) Term: **14 Years**  
(21) Appl. No.: **29/382,697**  
(22) Filed: **Jan. 6, 2011**

(30) **Foreign Application Priority Data**  
Jul. 12, 2010 (EM) ..... 001730417-0001  
(51) **LOC (9) Cl.** ..... **28-03**  
(52) **U.S. Cl.** ..... **D28/48**  
(58) **Field of Classification Search** ..... D28/44,  
D28/45-48; 30/34.05, 32, 526-537, 541  
See application file for complete search history.

(56) **References Cited**  
U.S. PATENT DOCUMENTS  
5,167,069 A \* 12/1992 Quinn ..... 30/527  
6,189,222 B1 \* 2/2001 Doyle ..... 30/531

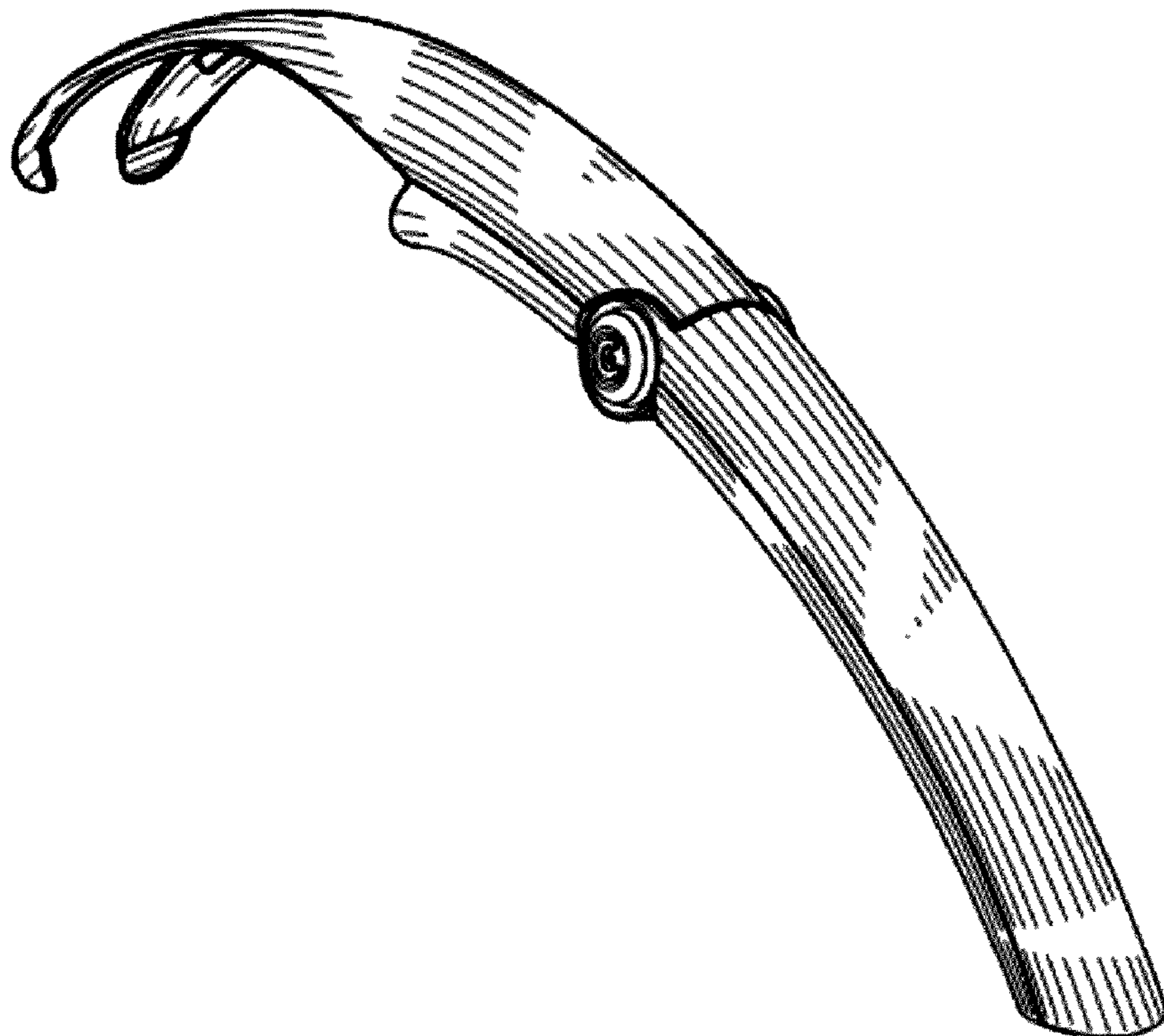
7,103,980 B2 *	9/2006	Leventhal	.....	30/526
D560,032 S *	1/2008	Lopez	.....	D28/48
D605,362 S *	12/2009	Andersen	.....	D28/48
D611,653 S *	3/2010	Marut	.....	D28/46
D621,544 S *	8/2010	Bommarito	.....	D28/48
D623,800 S *	9/2010	Clemons	.....	D28/46
D628,345 S *	11/2010	Webb	.....	D28/48
2003/0177648 A1 *	9/2003	Zeiter	.....	30/526
2006/0101655 A1 *	5/2006	Givant	.....	30/523
2007/0062043 A1 *	3/2007	Marut	.....	30/50
2011/0088268 A1 *	4/2011	Marut	.....	30/526

\* cited by examiner  
*Primary Examiner* — Jennifer Rivard

(57) **CLAIM**  
The ornamental design for a handle for body groomer, as shown.

**DESCRIPTION**  
FIG. 1 is a perspective view showing my design;  
FIG. 2 is a front elevational view thereof;  
FIG. 3 is a rear elevational view thereof;  
FIG. 4 is a right side elevational view thereof;  
FIG. 5 is a left side elevational view thereof;  
FIG. 6 is a top plan view thereof; and,  
FIG. 7 is a bottom plan view thereof.

**1 Claim, 4 Drawing Sheets**



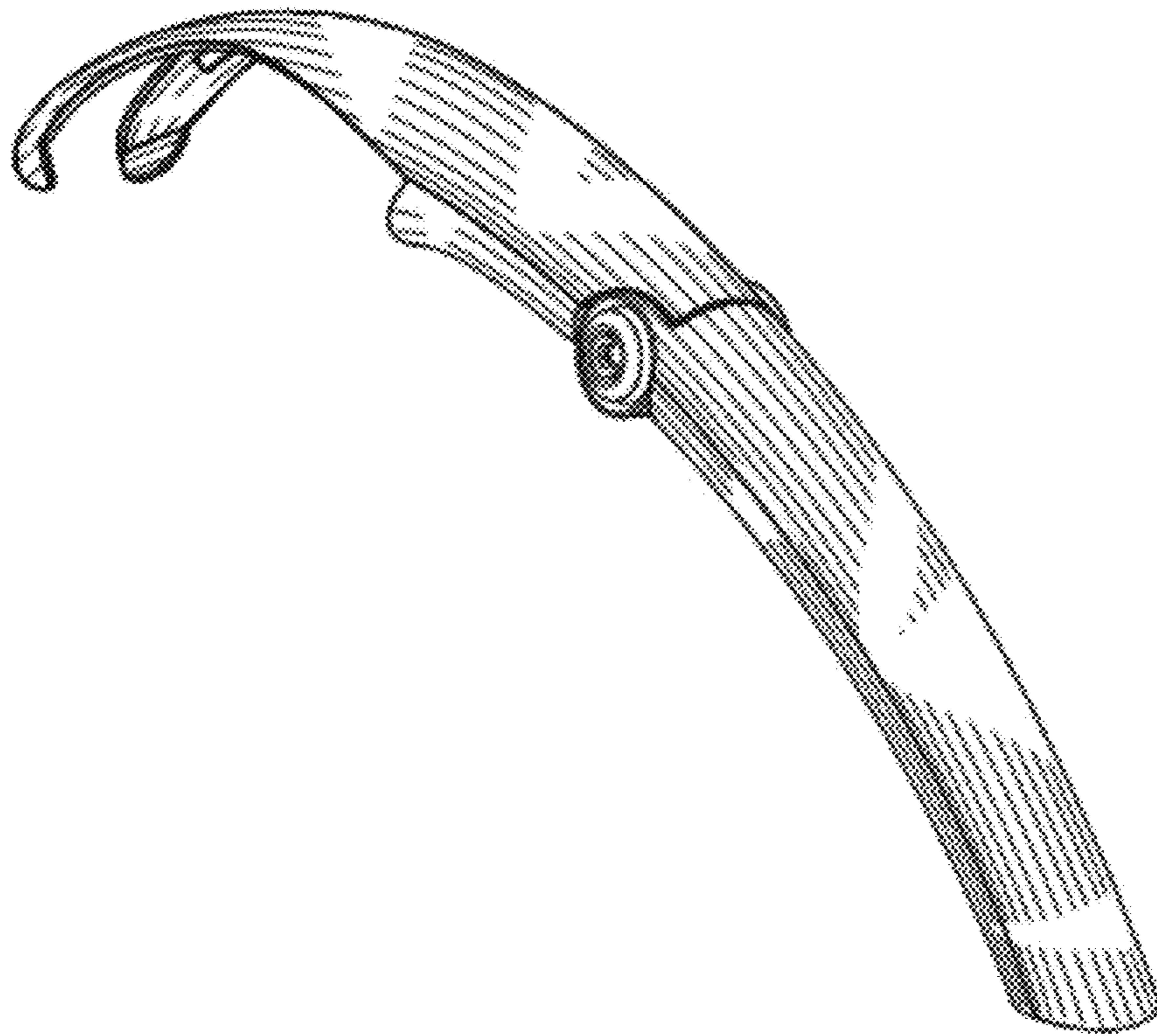


FIG. 1




FIG. 2

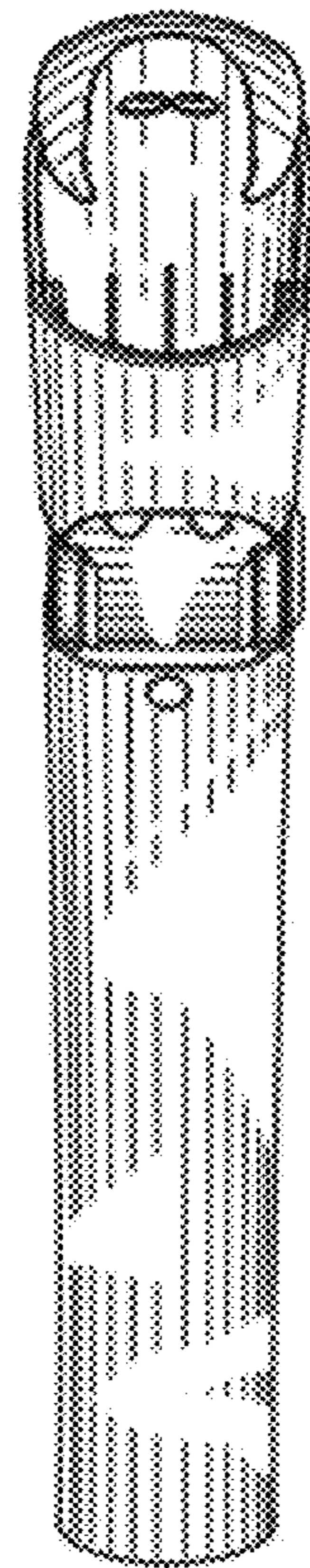


FIG. 3

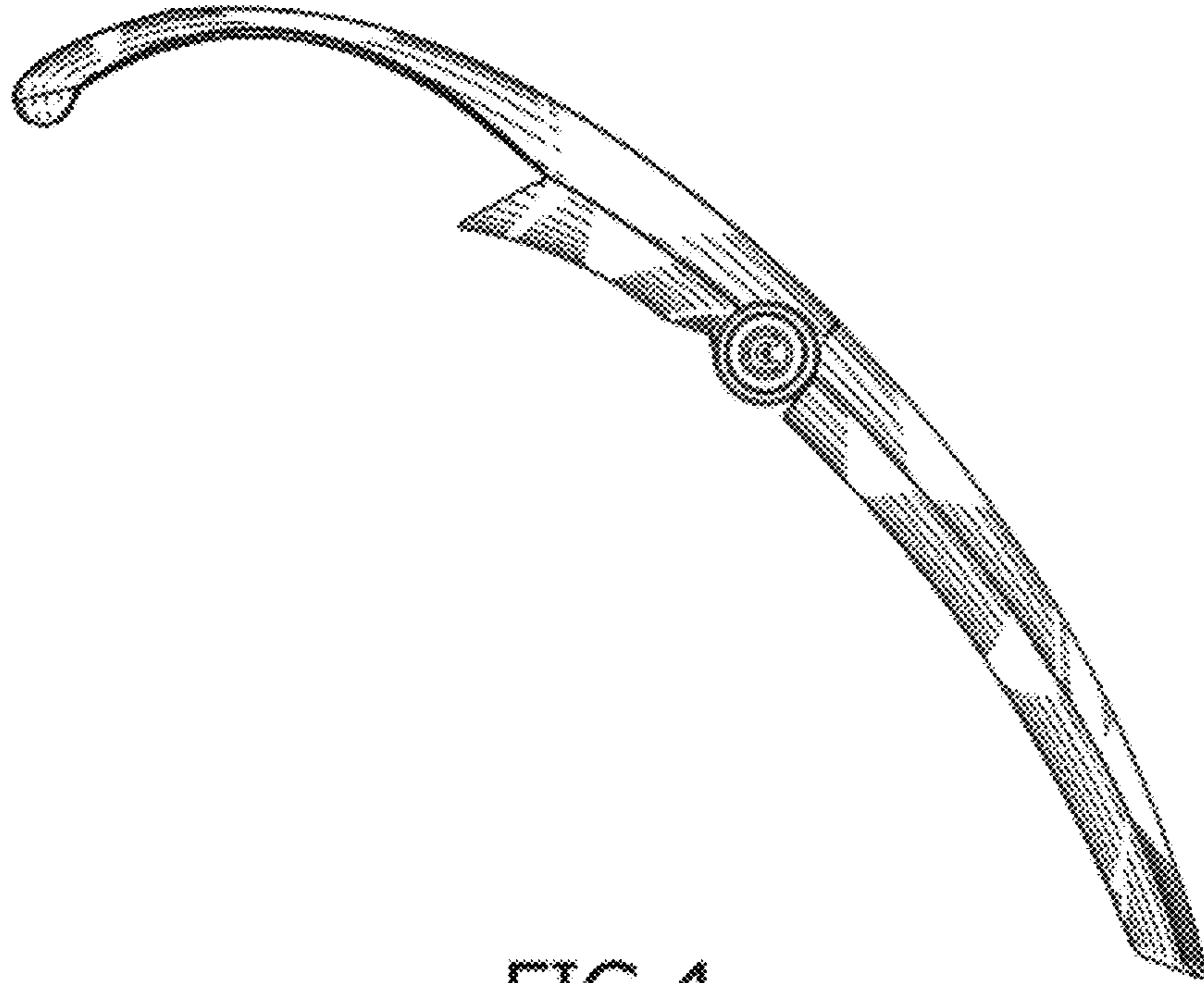


FIG. 4

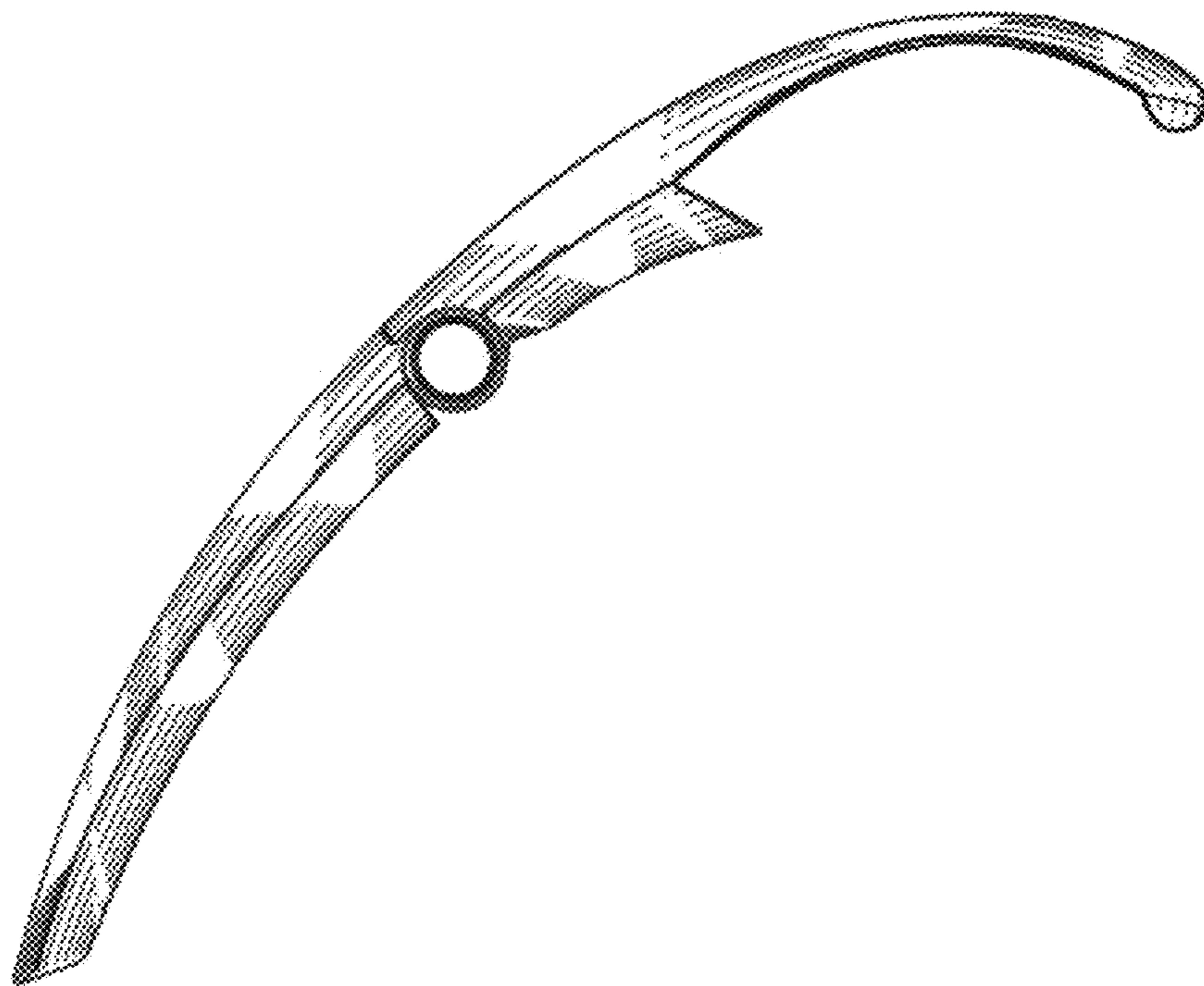


FIG. 5




FIG. 6



FIG. 7