



US00D678578S

(12) **United States Design Patent**
Wauters

(10) **Patent No.:** **US D678,578 S**
(45) **Date of Patent:** **** *Mar. 19, 2013**

(54) **LUMINAIRE**

(75) Inventor: **Tom Wauters**, Mortsel (BE)

(73) Assignee: **Koninklijke Philips Electronics N.V.**,
Eindhoven (NL)

(*) Notice: This patent is subject to a terminal disclaimer.

(**) Term: **14 Years**

(21) Appl. No.: **29/393,357**

(22) Filed: **Jun. 3, 2011**

(30) **Foreign Application Priority Data**

Dec. 6, 2010 (EM) 001789603-0004

(51) **LOC (9) Cl.** **26-05**

(52) **U.S. Cl.** **D26/68**

(58) **Field of Classification Search** D26/67,
D26/68, 72, 85-92, 128; 362/147, 432; D25/126
See application file for complete search history.

(56) **References Cited**

U.S. PATENT DOCUMENTS

D209,416 S *	11/1967	Smith	D26/68
D264,195 S *	5/1982	Jacobs	D25/126
4,438,484 A *	3/1984	Winden	362/267
D299,554 S *	1/1989	Muller	D26/69
D312,890 S *	12/1990	Compton	D26/69
D324,920 S *	3/1992	Miller et al.	D25/126
D338,736 S *	8/1993	Compton et al.	D26/74
D357,942 S *	5/1995	Louis-Seize	D20/10
D372,320 S *	7/1996	Brady	D26/68
D397,818 S *	9/1998	Herst et al.	D26/76

D412,015 S *	7/1999	Greenfield	D20/17
D446,332 S *	8/2001	Grossman	D26/74
6,457,847 B1 *	10/2002	LeVasseur	362/351
D571,495 S *	6/2008	Berns et al.	D26/68
D583,978 S *	12/2008	Duffy et al.	D26/85
D588,738 S *	3/2009	Goetz-Schaefer	D26/68
D597,694 S *	8/2009	Dworschak	D26/68
D601,742 S *	10/2009	Sabernig	D26/84
D628,733 S *	12/2010	Cobb et al.	D26/74
D630,787 S *	1/2011	Pan	D26/68
D643,139 S *	8/2011	Sprengers	D26/68
D643,965 S *	8/2011	Sprengers	D26/85

OTHER PUBLICATIONS

“Bevel” Light Bollard from the Situ Urban Elements Brochure. Downloaded from www.situ-urban.com visited Jul. 15, 2012. (4 pages).*

* cited by examiner

Primary Examiner — Clare E Heflin


(57) **CLAIM**

The ornamental design for a luminaire, as shown and described.

DESCRIPTION

FIG. 1 is a perspective view showing my design;
FIG. 2 is a front elevational view thereof;
FIG. 3 is a rear elevational view thereof;
FIG. 4 is a right side elevational view thereof;
FIG. 5 is a left side elevational view thereof;
FIG. 6 is a top plan view thereof; and,
FIG. 7 is a bottom plan view thereof.
The portions of the luminaire shown in broken lines form no part of the claimed design.

1 Claim, 3 Drawing Sheets



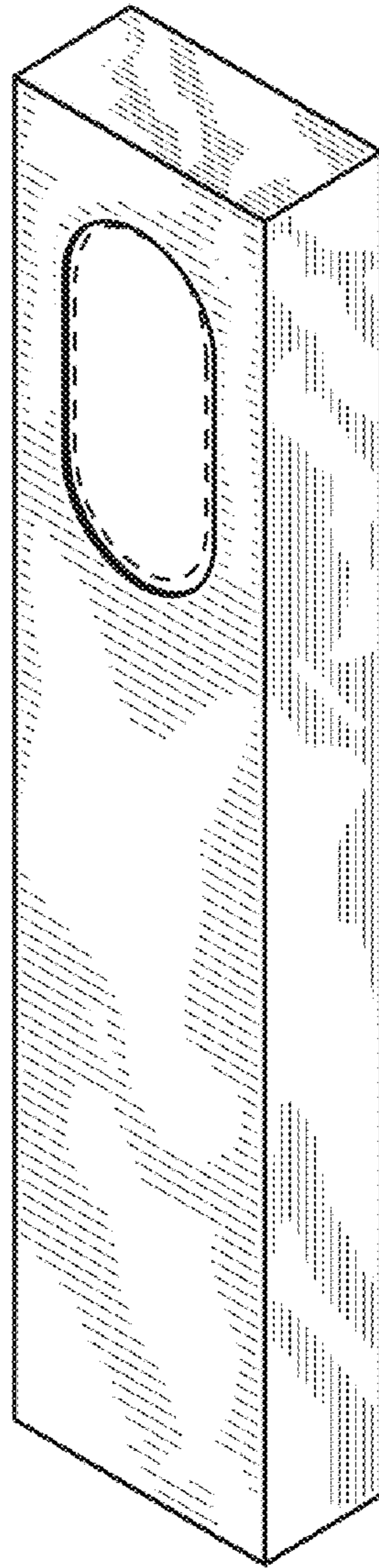


FIG. 1




FIG. 2

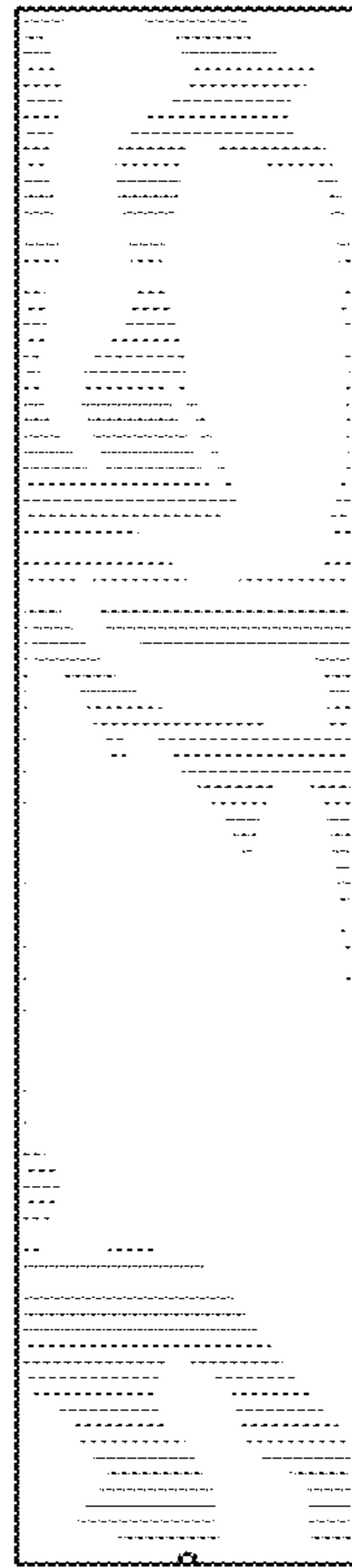


FIG. 3




FIG. 4




FIG. 5




FIG. 6




FIG. 7