



US00D678576S

(12) **United States Design Patent**
Chen

(10) **Patent No.:** **US D678,576 S**

(45) **Date of Patent:** **** Mar. 19, 2013**

(54) **LIGHT FIXTURE**

(75) Inventor: **Chi Gon Chen**, Guang Zhou (CN)

(73) Assignee: **International Development LLC**,
Roanoke, TX (US)

(**) Term: **14 Years**

(21) Appl. No.: **29/423,647**

(22) Filed: **Jun. 4, 2012**

(51) **LOC (9) Cl.** **26-05**

(52) **U.S. Cl.** **D26/67**

(58) **Field of Classification Search** D26/67,
D26/68, 69, 70, 72, 85, 86, 89, 118, 128,
D26/129; 362/147, 183, 431, 432, 362
See application file for complete search history.

(56) **References Cited**

U.S. PATENT DOCUMENTS

D51,774 S *	2/1918	Coppinger	D26/51
D100,811 S *	8/1936	Bick	D26/67
D195,990 S *	8/1963	Pettengill	D26/67
D199,144 S *	9/1964	Daum	D26/67
D213,393 S *	2/1969	Clark et al.	D26/67
D302,328 S *	7/1989	Fretz	D26/67
D302,329 S *	7/1989	Fretz et al.	D26/67
D444,584 S *	7/2001	Landefeld	D26/67

D461,577 S *	8/2002	Cheong	D26/67
D529,218 S *	9/2006	Wen	D26/68
D565,226 S *	3/2008	Gou	D26/67
D629,951 S *	12/2010	Sooferian	D26/68
D629,952 S *	12/2010	Sooferian	D26/68

* cited by examiner

Primary Examiner — Clare E Heflin

(74) *Attorney, Agent, or Firm* — Brian Harris

(57) **CLAIM**

The ornamental design for a light fixture, as shown and described.

DESCRIPTION

FIG. 1 is a perspective view of a light fixture showing my new design;

FIG. 2 is a front view thereof, the right side, left side, and back views being identical thereto;

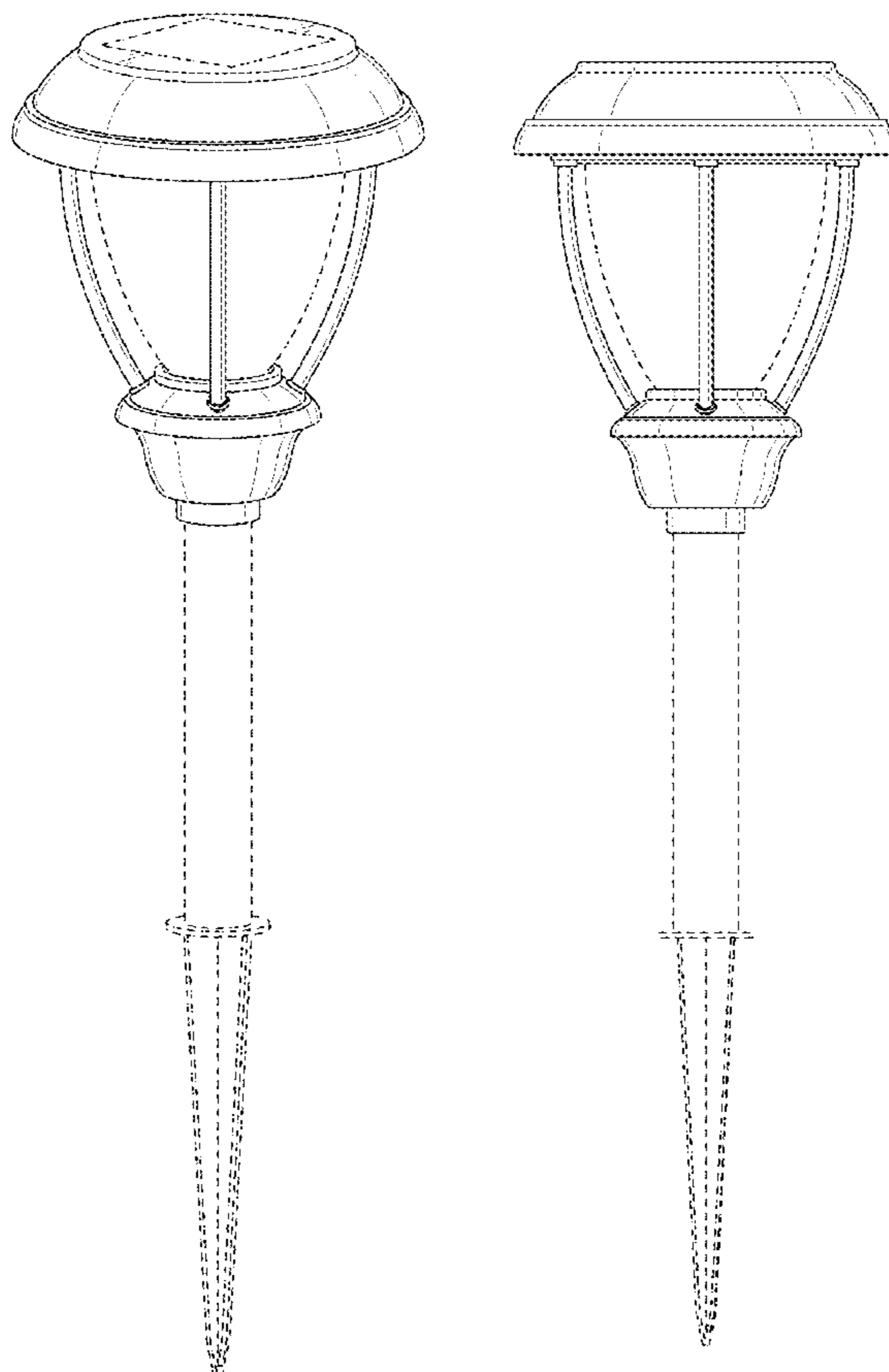
FIG. 3 is a side view thereof rotated about its central vertical axis approximately 45 degrees from the position shown in FIG. 2;

FIG. 4 is a top view thereof; and,

FIG. 5 is a bottom view thereof.

The broken lines are shown in the views for illustrative purposes only and form no part of the claimed design.

1 Claim, 4 Drawing Sheets



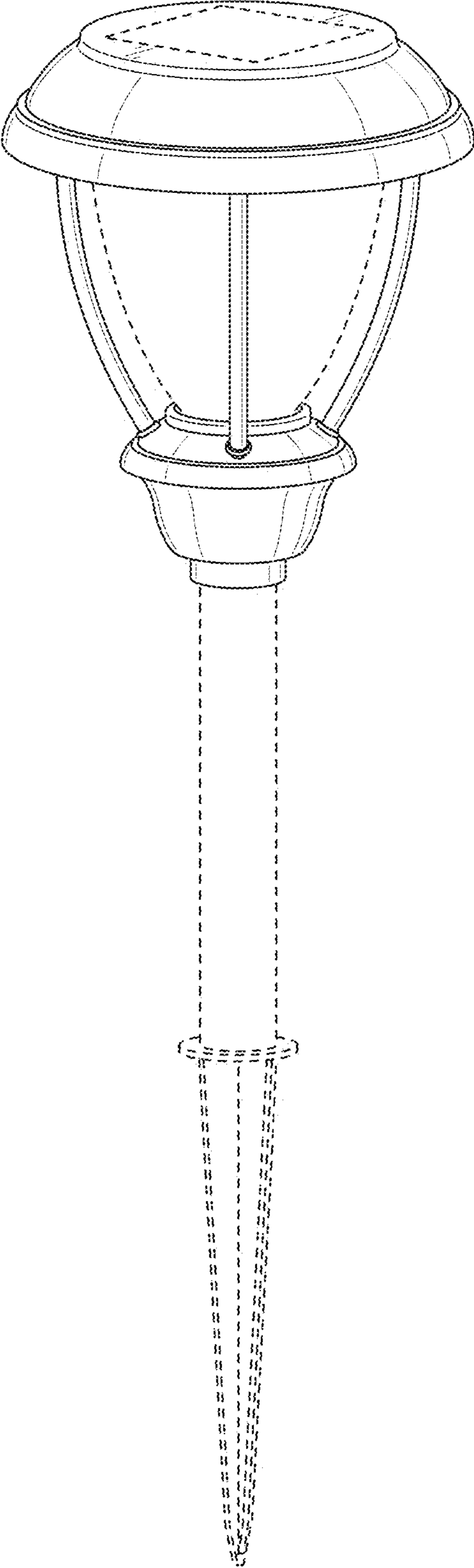


FIG. 1

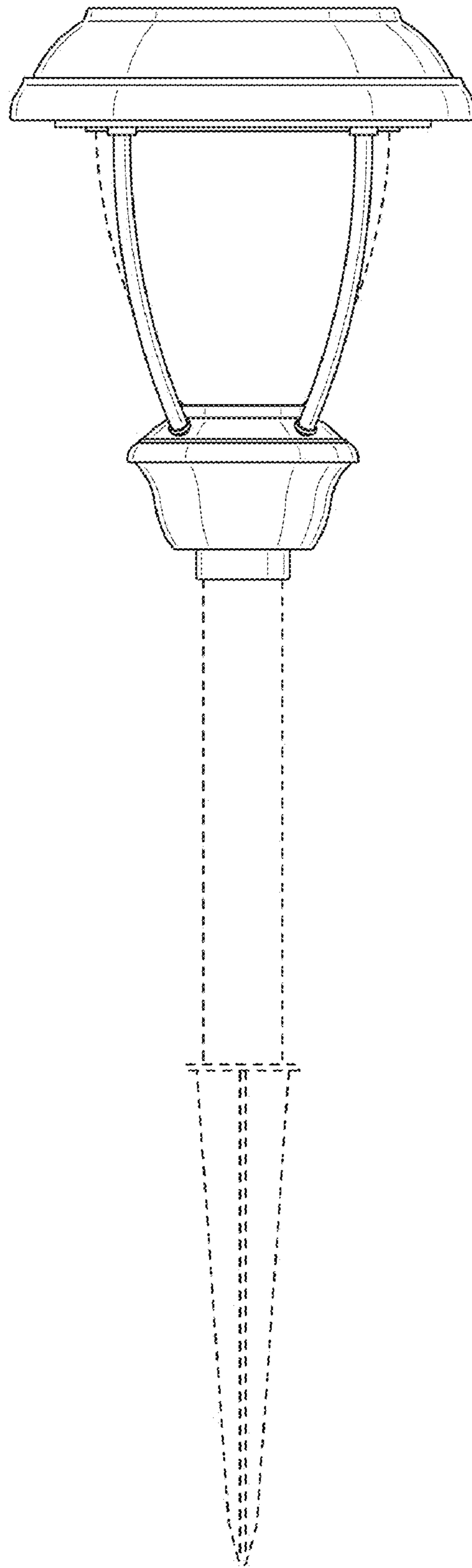


FIG. 2

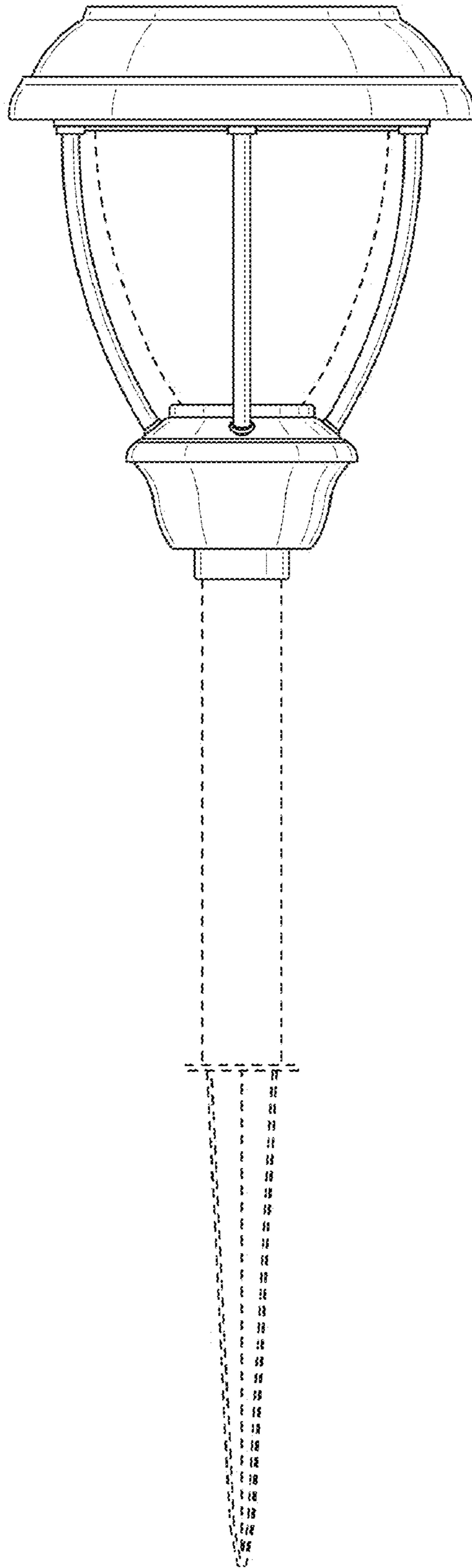


FIG. 3

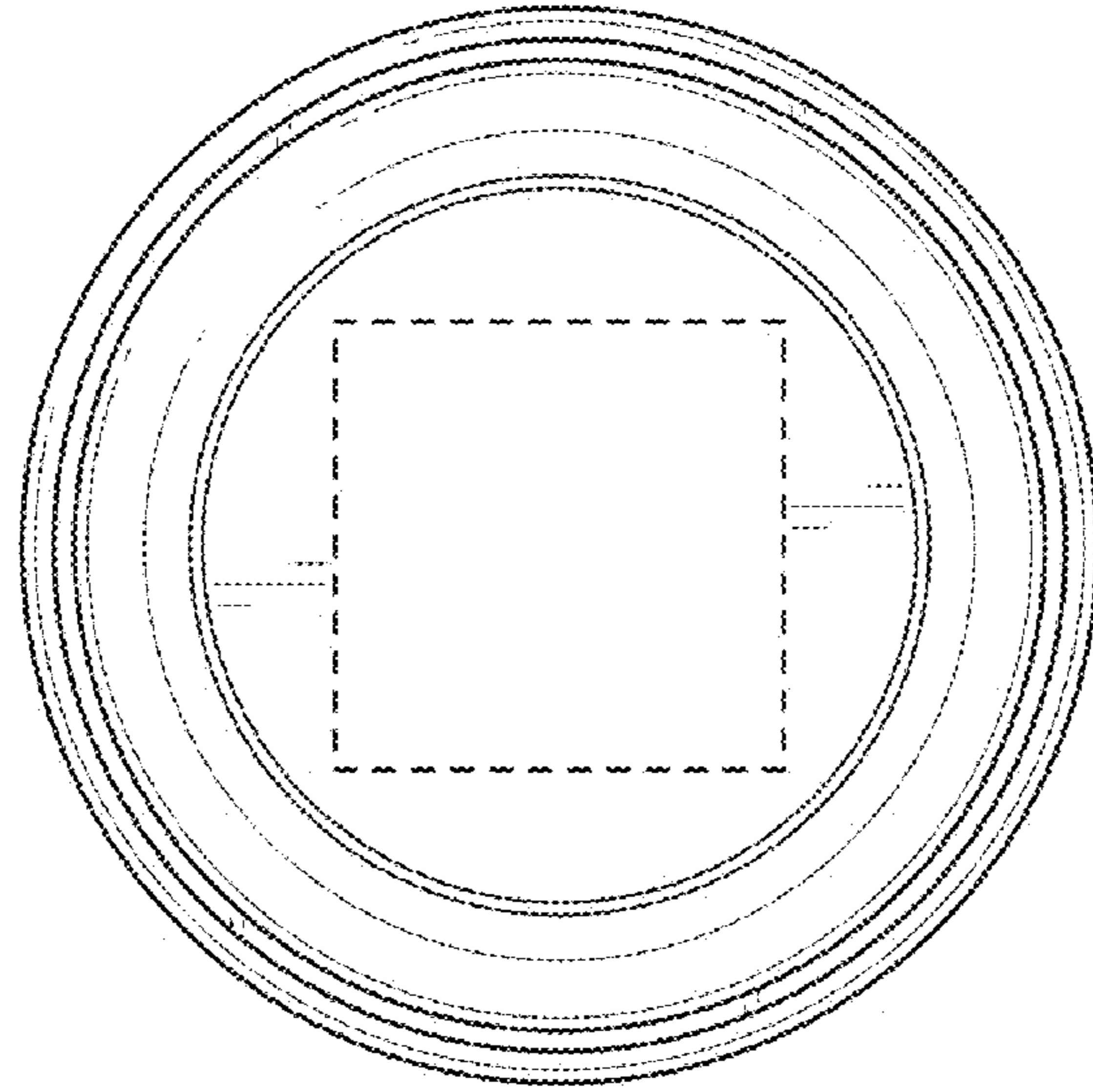


FIG. 4

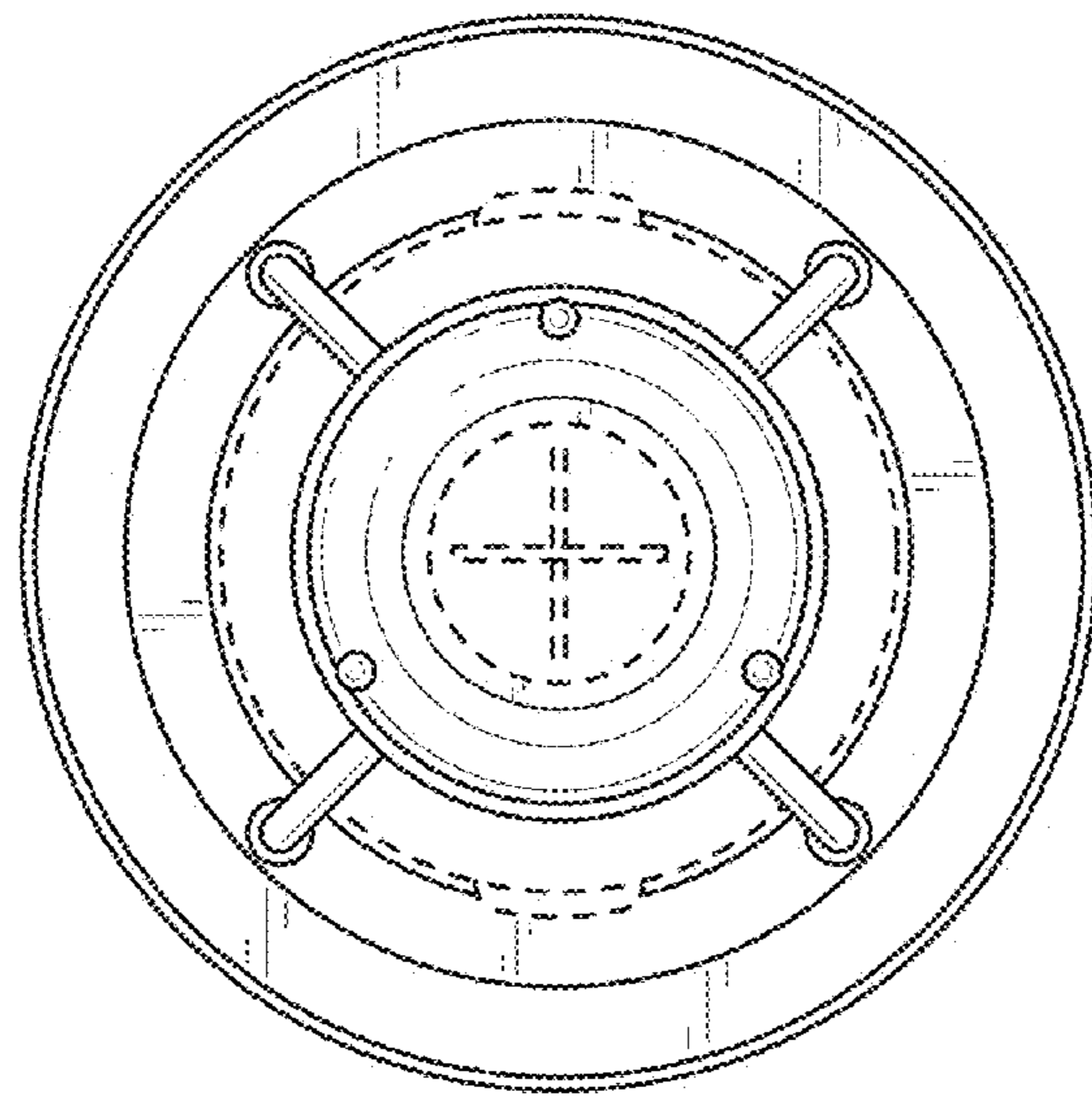


FIG. 5