



US00D678538S

(12) **United States Design Patent**
Rust Huthmaker

(10) **Patent No.:** **US D678,538 S**
(45) **Date of Patent:** **** Mar. 19, 2013**

- (54) **FOREFOOT SLEEVE WITH CUSHION AND STRAP**
 - (75) Inventor: **Kathleen Elisabeth Rust Huthmaker**, Alpharetta, GA (US)
 - (73) Assignee: **Benchmark Brands, Inc.**, Norcross, GA (US)
 - (**) Term: **14 Years**
 - (21) Appl. No.: **29/409,380**
 - (22) Filed: **Dec. 22, 2011**
 - (51) **LOC (9) Cl.** **24-01**
 - (52) **U.S. Cl.** **D24/192**
 - (58) **Field of Classification Search** D24/190, D24/192; 602/28, 30, 63, 65, 66; 128/894, 128/898; D2/896, 961, 980, 989; 36/4, 11.5, 36/28, 96, 145; 2/238-239, 242, 409; D29/120.1, D29/121.2
- See application file for complete search history.

6,800,063	B2	10/2004	Iwata	
D499,807	S *	12/2004	Stauffer	D24/192
7,051,457	B1	5/2006	Huggins et al.	
7,056,299	B2 *	6/2006	Brown et al.	602/61
D546,550	S	7/2007	Viveros et al.	
D581,654	S *	12/2008	Miliotis	D2/980
7,673,396	B2	3/2010	Terlizzi et al.	
D613,491	S	4/2010	Hollingsworth et al.	
7,934,325	B2 *	5/2011	Sokolowski et al.	36/8.3
D643,207	S	8/2011	Hollingsworth et al.	
D655,908	S *	3/2012	Eakin	D2/980
2004/0261289	A1 *	12/2004	Lindsay	36/7.5
2009/0100715	A1 *	4/2009	Broadley	36/102
2009/0165190	A1	7/2009	Araki et al.	
2009/0235422	A1	9/2009	Lueking	

* cited by examiner

Primary Examiner — Susan E Krakower

(74) *Attorney, Agent, or Firm* — Pearne & Gordon LLP

(57) **CLAIM**

An ornamental design for a forefoot sleeve with cushion and strap, as shown and described.

DESCRIPTION

FIG. 1 is a perspective view of a forefoot sleeve with cushion and strap showing my new design in condition of use on a human foot;

FIG. 2 is a front view of my new design;

FIG. 3 is a top view thereof;

FIG. 4 is a right side view thereof;

FIG. 5 is a left side view thereof;

FIG. 6 is a rear view thereof;

FIG. 7 is a bottom view thereof;

FIG. 8 is a front, cross-sectional view thereof taken along sectional line 8-8 in FIG. 4; and,

FIG. 9 is a back, cross-sectional view thereof taken along sectional line 9-9 in FIG. 5.

The broken lines in FIGS. 1-9 illustrate portions of the forefoot sleeve with cushion and strap and environmental structure which form no part of the claimed design. Contour lines are provided merely to illustrate contours of the material, and also form no part of the claimed design.

1 Claim, 4 Drawing Sheets

(56) **References Cited**

U.S. PATENT DOCUMENTS

1,389,767	A	9/1921	Ludwig	
1,566,063	A	12/1925	Barry	
D108,099	S *	1/1938	Johnson	D24/192
2,237,652	A *	4/1941	Capezio	36/8.3
D131,408	S *	2/1942	Harms	D2/980
2,292,643	A	8/1942	Layana	
2,322,532	A	6/1943	MacDonald et al.	
2,332,252	A *	10/1943	Payne	36/106
2,358,966	A *	9/1944	Einstoss	602/66
2,412,087	A	12/1946	Herbert	
2,475,417	A *	7/1949	Wysowski	36/145
D166,672	S *	5/1952	Kantor	D2/980
4,085,745	A	4/1978	Alenares	
4,522,044	A	6/1985	Lineberry et al.	
5,205,071	A *	4/1993	Hergenroeder	36/8.1
5,282,782	A *	2/1994	Kasahara	602/30
5,473,781	A	12/1995	Greenberg	
5,865,779	A *	2/1999	Gleason	602/30
6,315,749	B1	11/2001	Sunayama	
6,324,874	B2	12/2001	Fujimoto	
D479,766	S *	9/2003	Mays et al.	D2/980

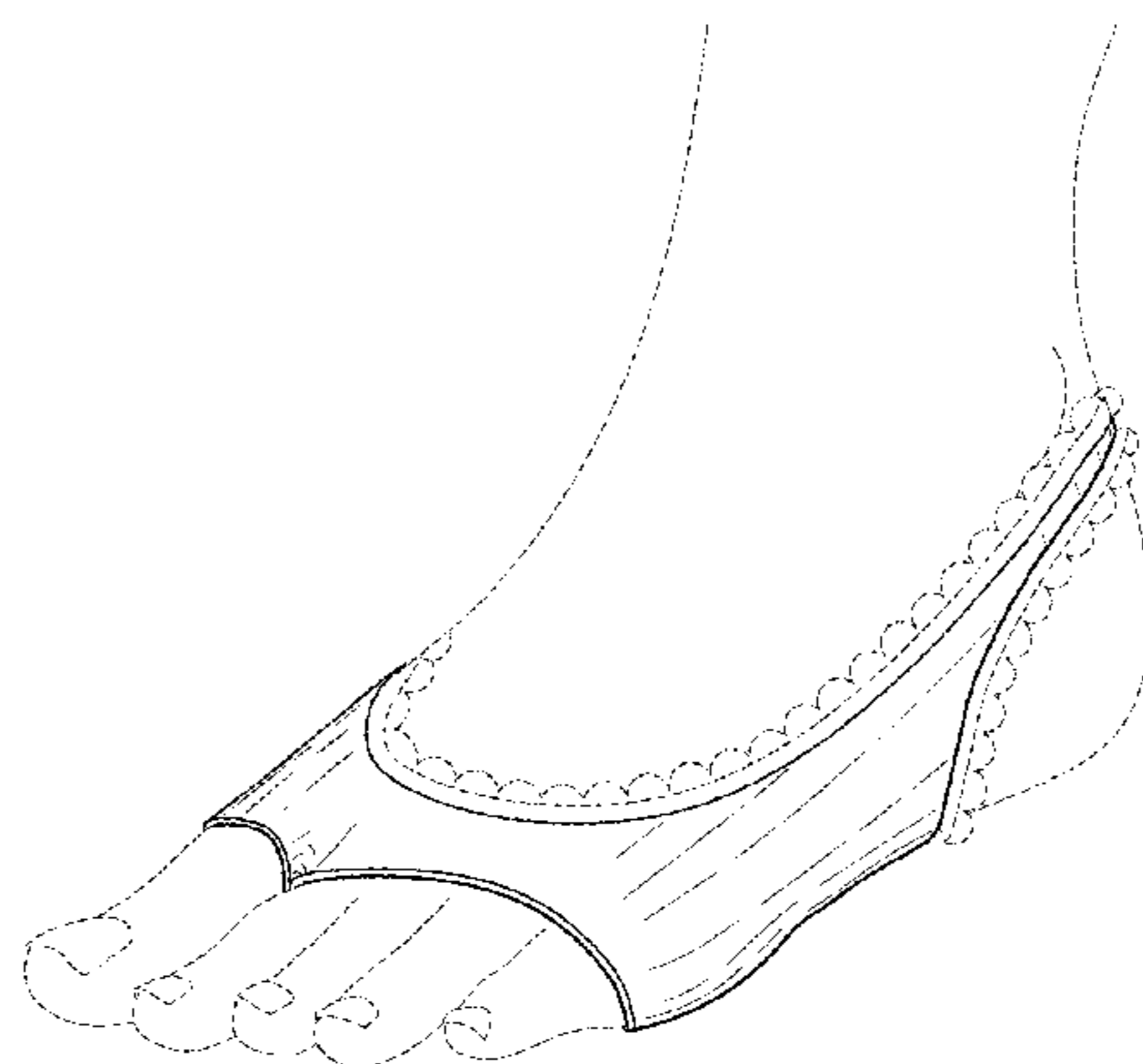
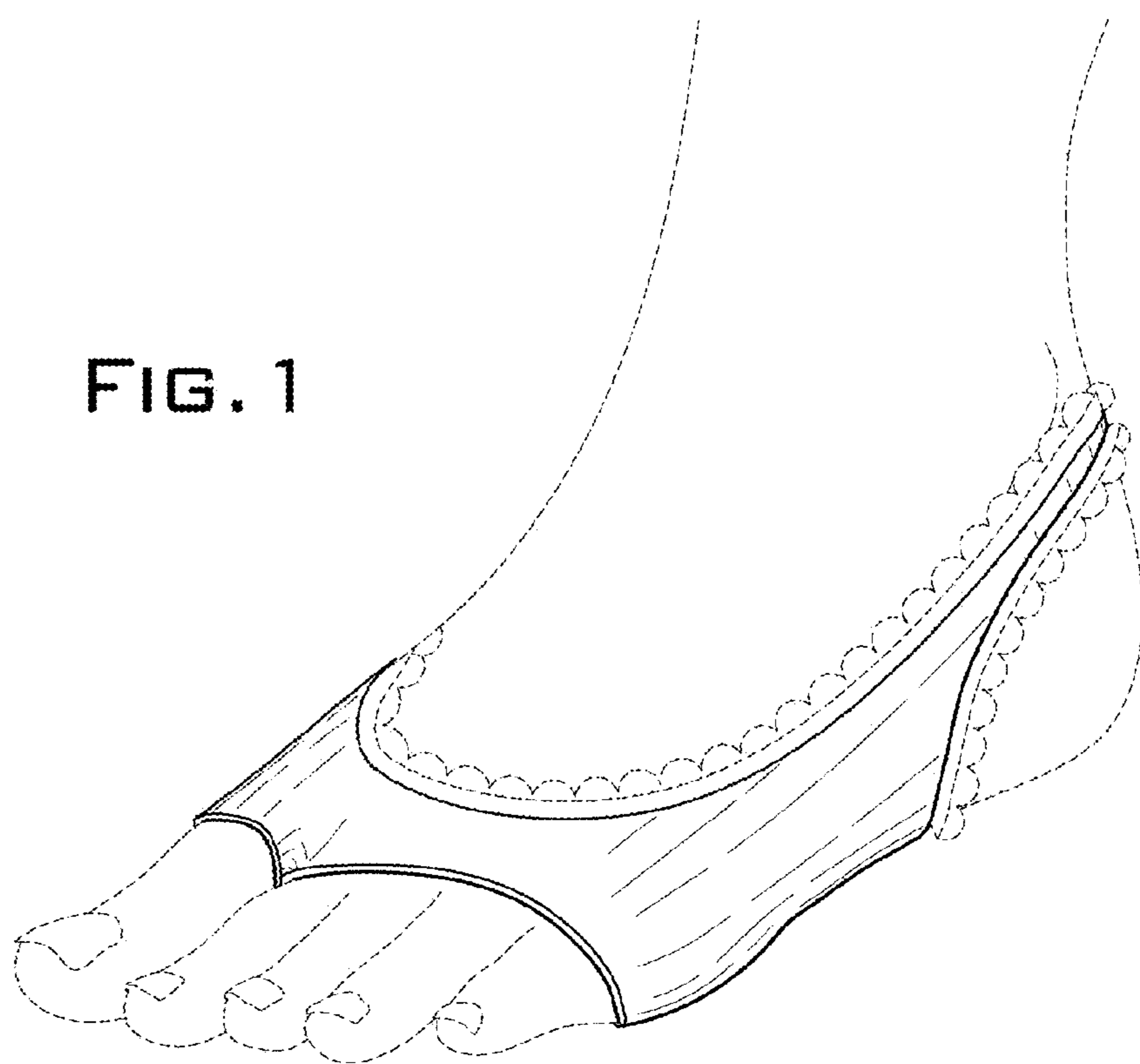


FIG. 1



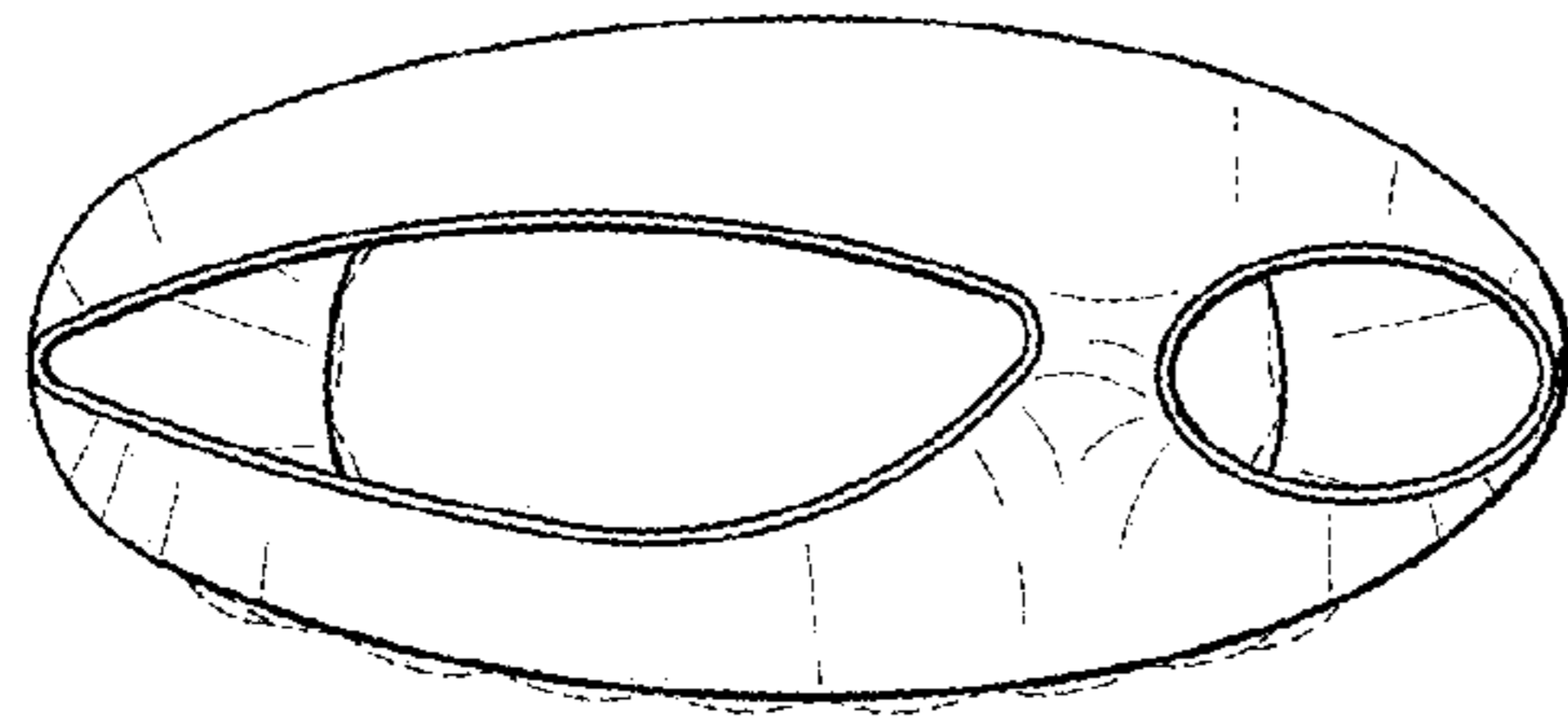


FIG. 3

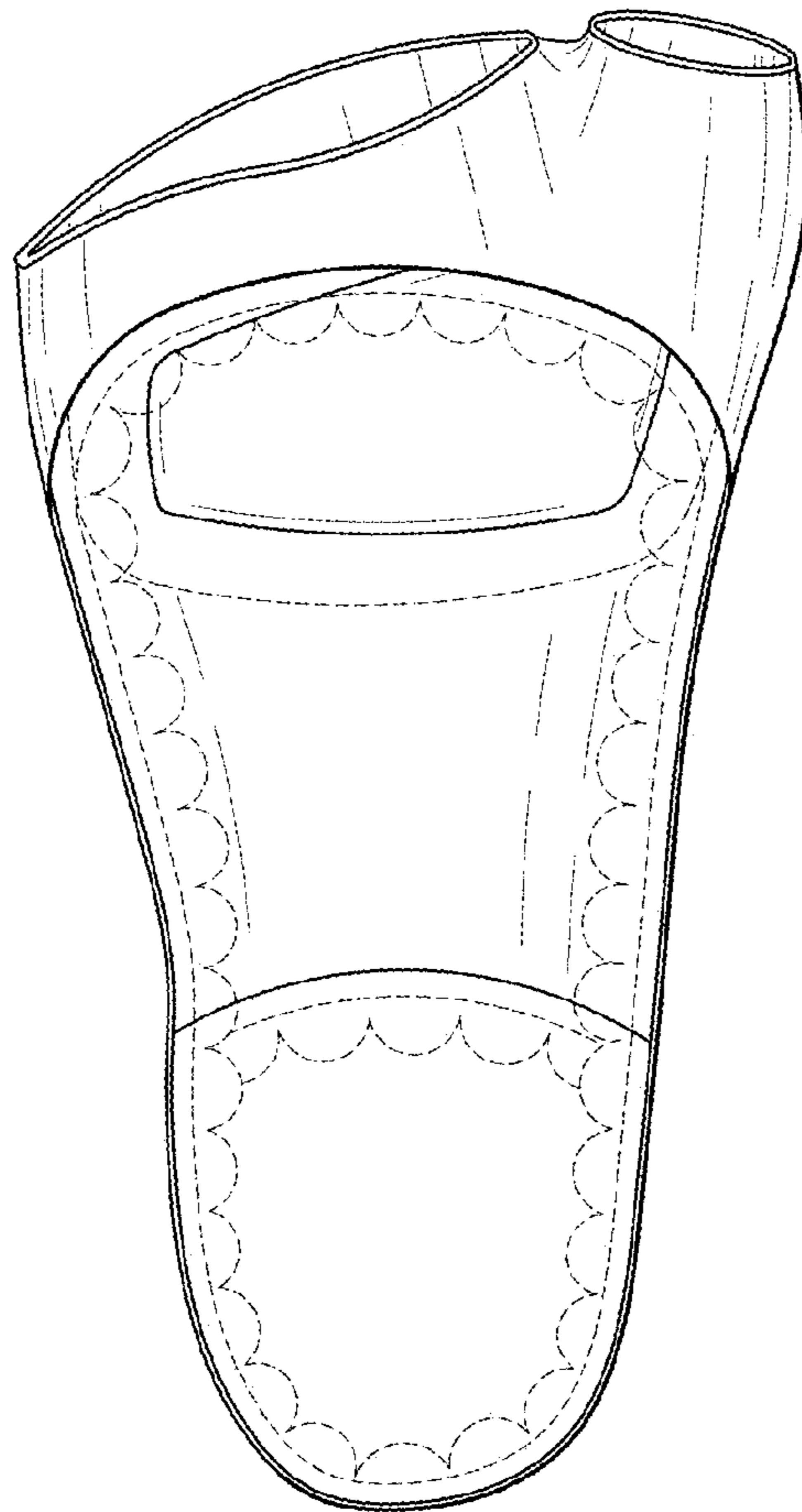


FIG. 2

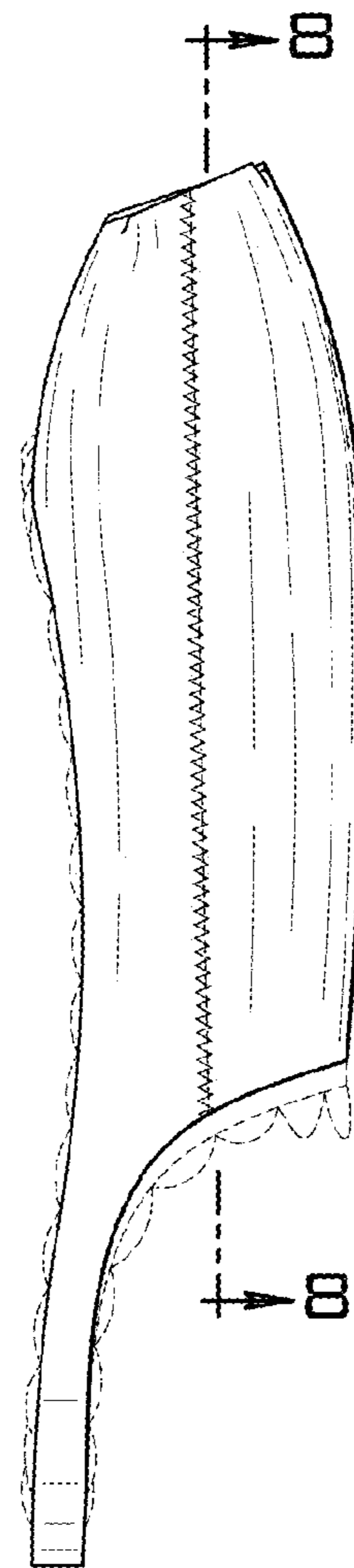


FIG. 4

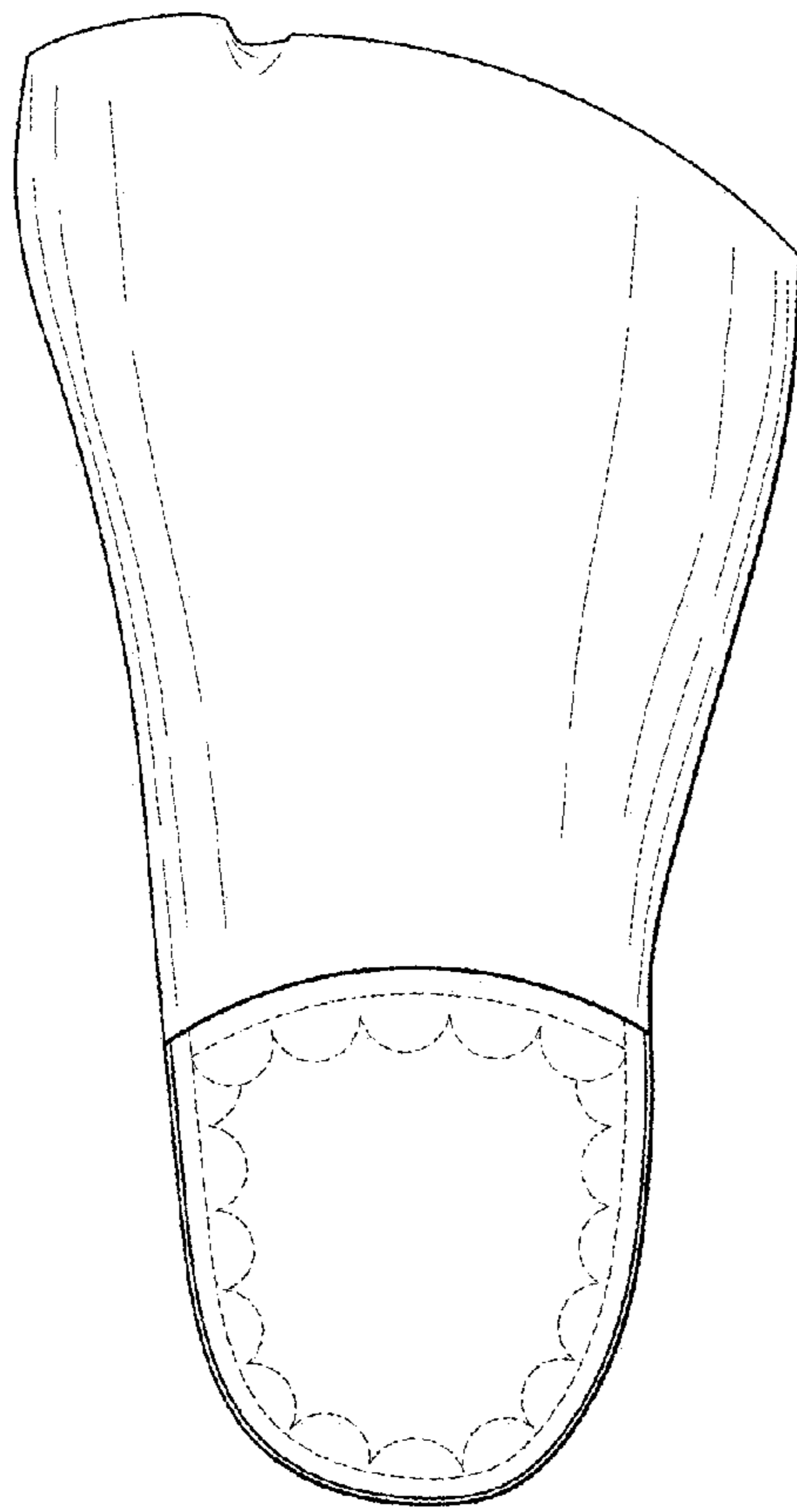


FIG. 6




FIG. 5

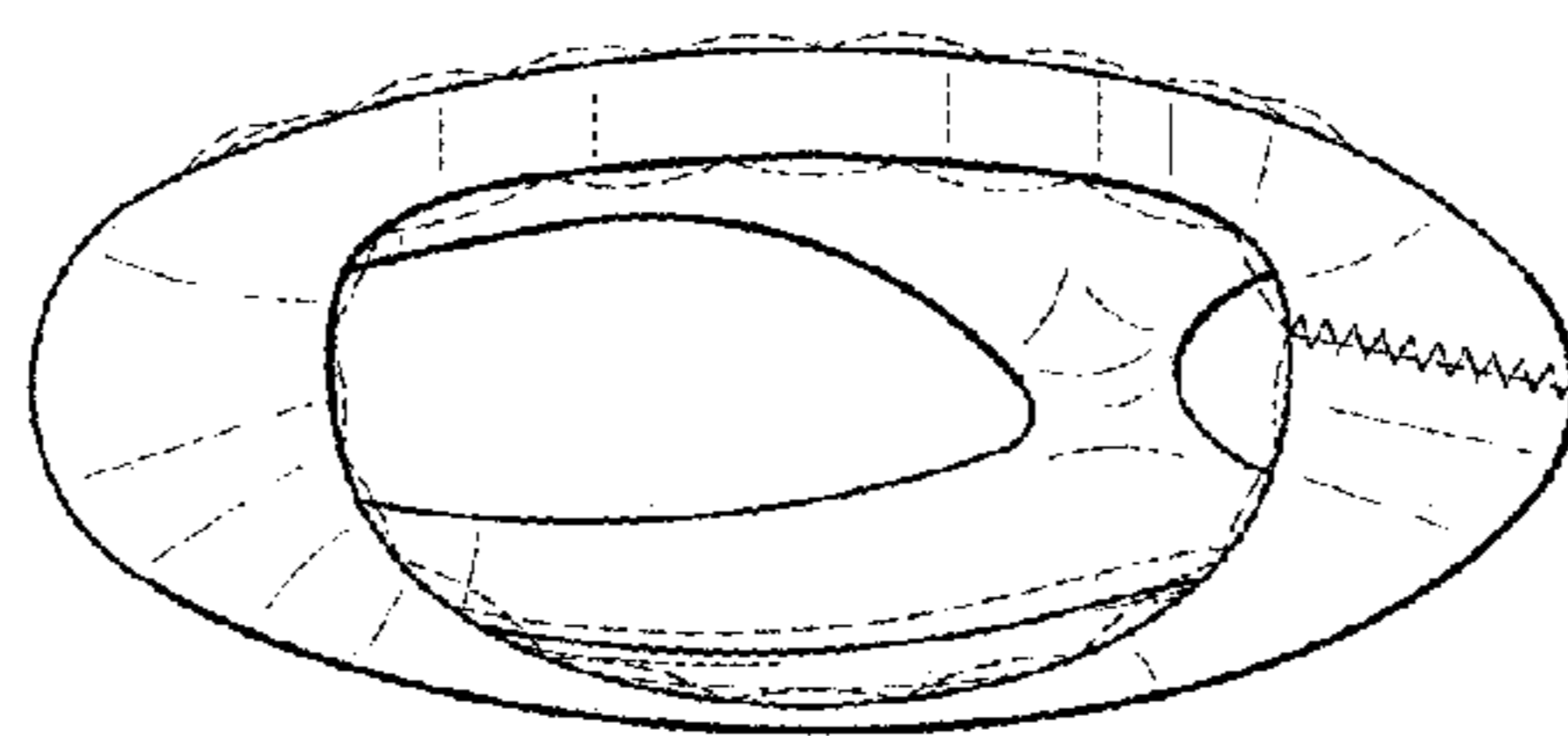


FIG. 7

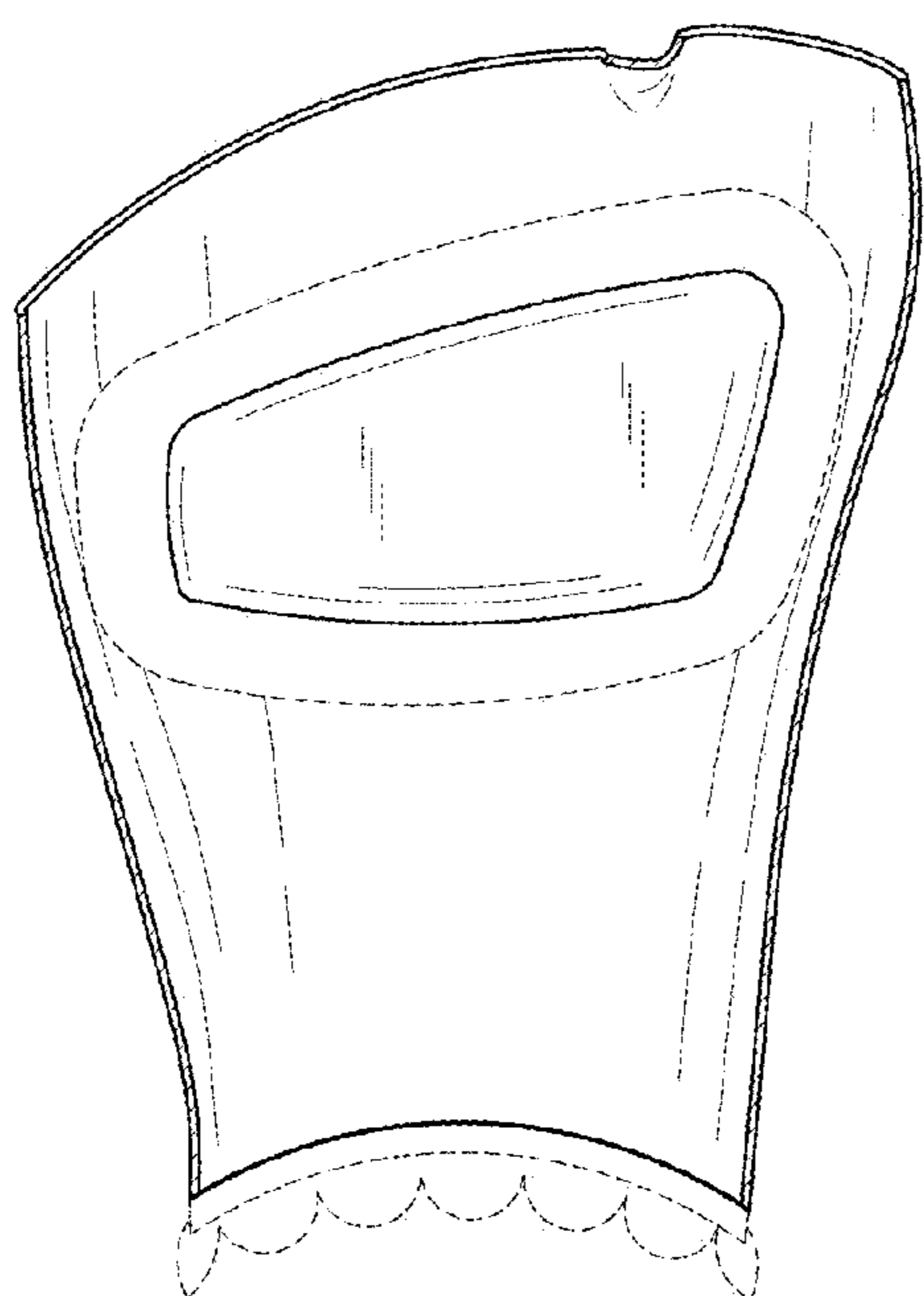


FIG. 8

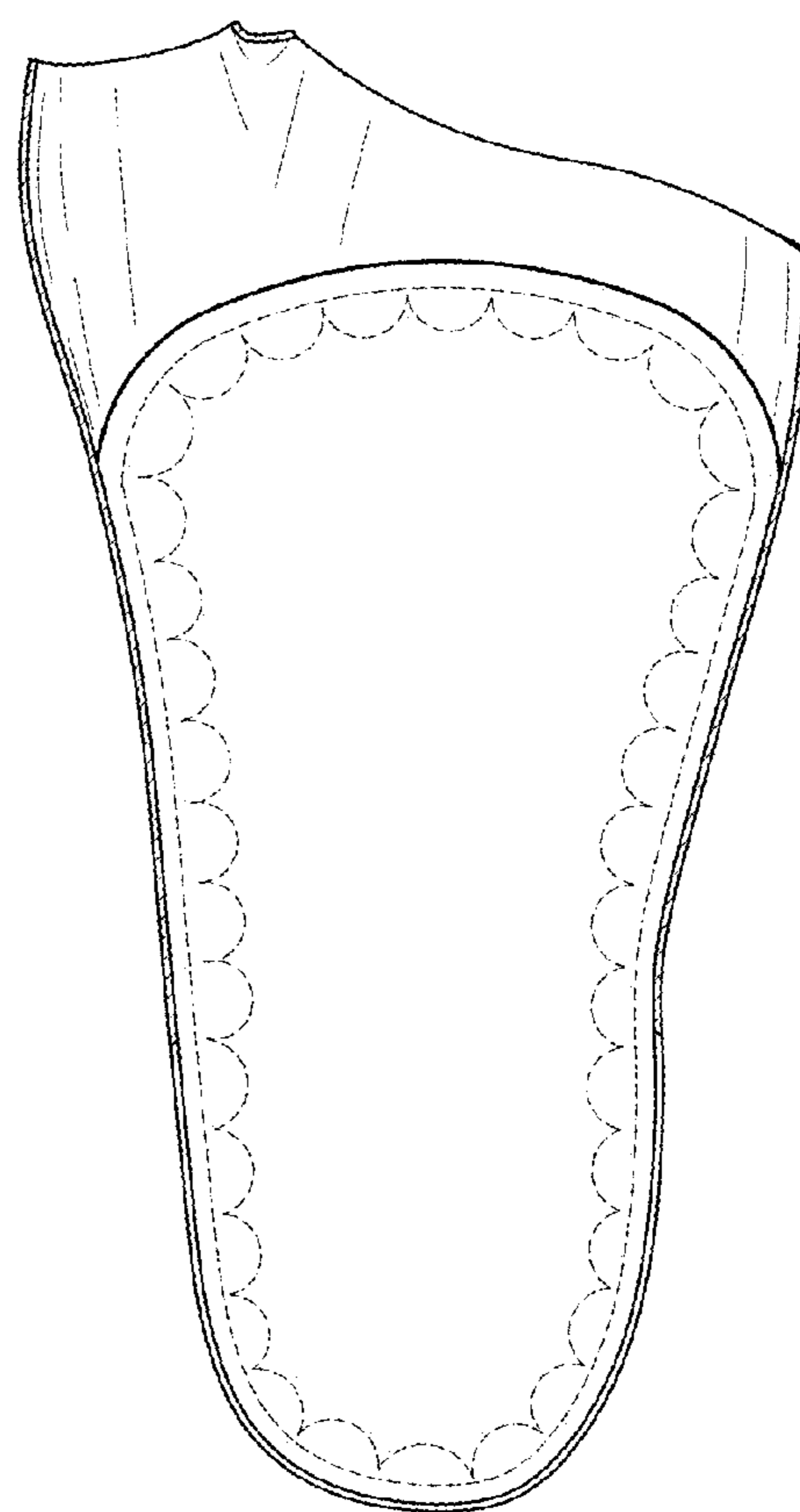


FIG. 9