



US00D678525S

(12) **United States Design Patent**
Shinohara

(10) **Patent No.:** **US D678,525 S**
(45) **Date of Patent:** **** Mar. 19, 2013**

(54) **INTRAORAL CAMERA**

(75) Inventor: **Noriyuki Shinohara**, Ehime (JP)

(73) Assignee: **Panasonic Corporation**, Osaka (JP)

(**) Term: **14 Years**

(21) Appl. No.: **29/400,892**

(22) Filed: **Sep. 2, 2011**

(30) **Foreign Application Priority Data**

Mar. 16, 2011 (JP) 2011-005991

(51) **LOC (9) Cl.** **24-02**

(52) **U.S. Cl.** **D24/152**

(58) **Field of Classification Search** D24/137-138,
D24/141, 147, 152, 158, 176; 433/29, 37,
433/114; 600/109, 167-168, 407

See application file for complete search history.

(56) **References Cited**

U.S. PATENT DOCUMENTS

D354,566 S	1/1995	Donahoo	
5,737,013 A *	4/1998	Williams et al.	433/29
D414,867 S	10/1999	Moriwaki et al.	
6,019,721 A *	2/2000	Holmes et al.	600/167
D467,660 S	12/2002	Cienciosi	
D468,429 S	1/2003	Bareth et al.	
6,964,567 B2 *	11/2005	Kerschbaumer et al.	433/26
7,066,733 B2 *	6/2006	Logan et al.	433/29
D533,946 S	12/2006	Lintner et al.	
D558,345 S *	12/2007	Witt	D24/152
D587,810 S	3/2009	Weber et al.	

D613,865 S	4/2010	De Charentenay	
D630,747 S	1/2011	Shinohara et al.	
2011/0221878 A1 *	9/2011	Kitaoka et al.	348/66

FOREIGN PATENT DOCUMENTS

JP	D1031525	2/1999
JP	D1034262	3/1999
JP	D1142445	6/2002
JP	D1194751	1/2004
JP	D1267778	4/2006

* cited by examiner

Primary Examiner — Wan Laymon

(74) *Attorney, Agent, or Firm* — Panasonic Patent Center

(57) **CLAIM**

I claim the ornamental design for an intraoral camera, as shown and described.

DESCRIPTION

FIG. 1 is a top perspective view of an intraoral camera of the present invention;

FIG. 2 is a front view thereof;

FIG. 3 is a rear view thereof;

FIG. 4 is a first side view thereof;

FIG. 5 is a second side view thereof;

FIG. 6 is a top view thereof; and,

FIG. 7 is a bottom view thereof.

The broken line showing portions of the intraoral camera is included for the purpose of illustrating environmental structure and forms no part of the claimed design.

1 Claim, 7 Drawing Sheets

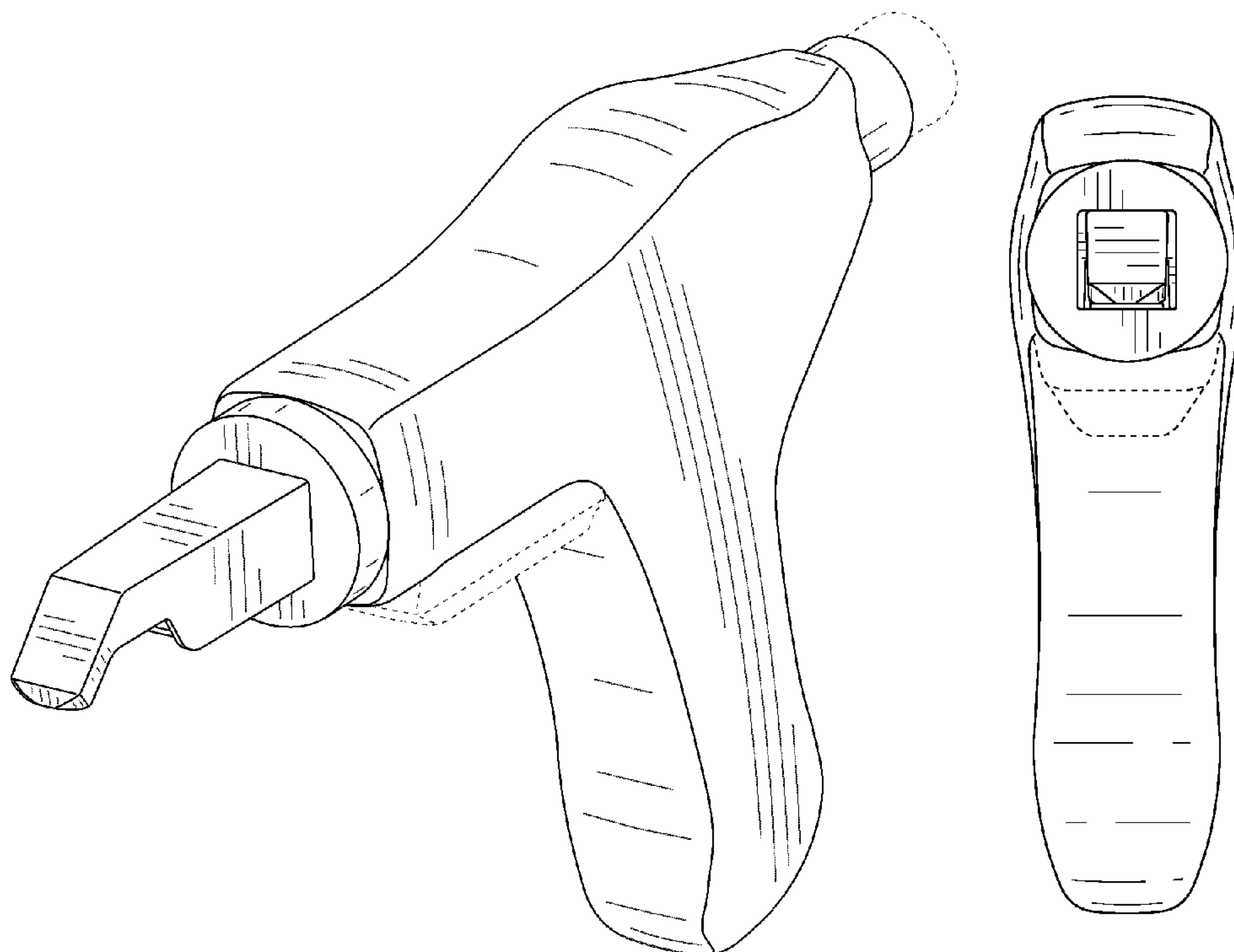


FIG. 1

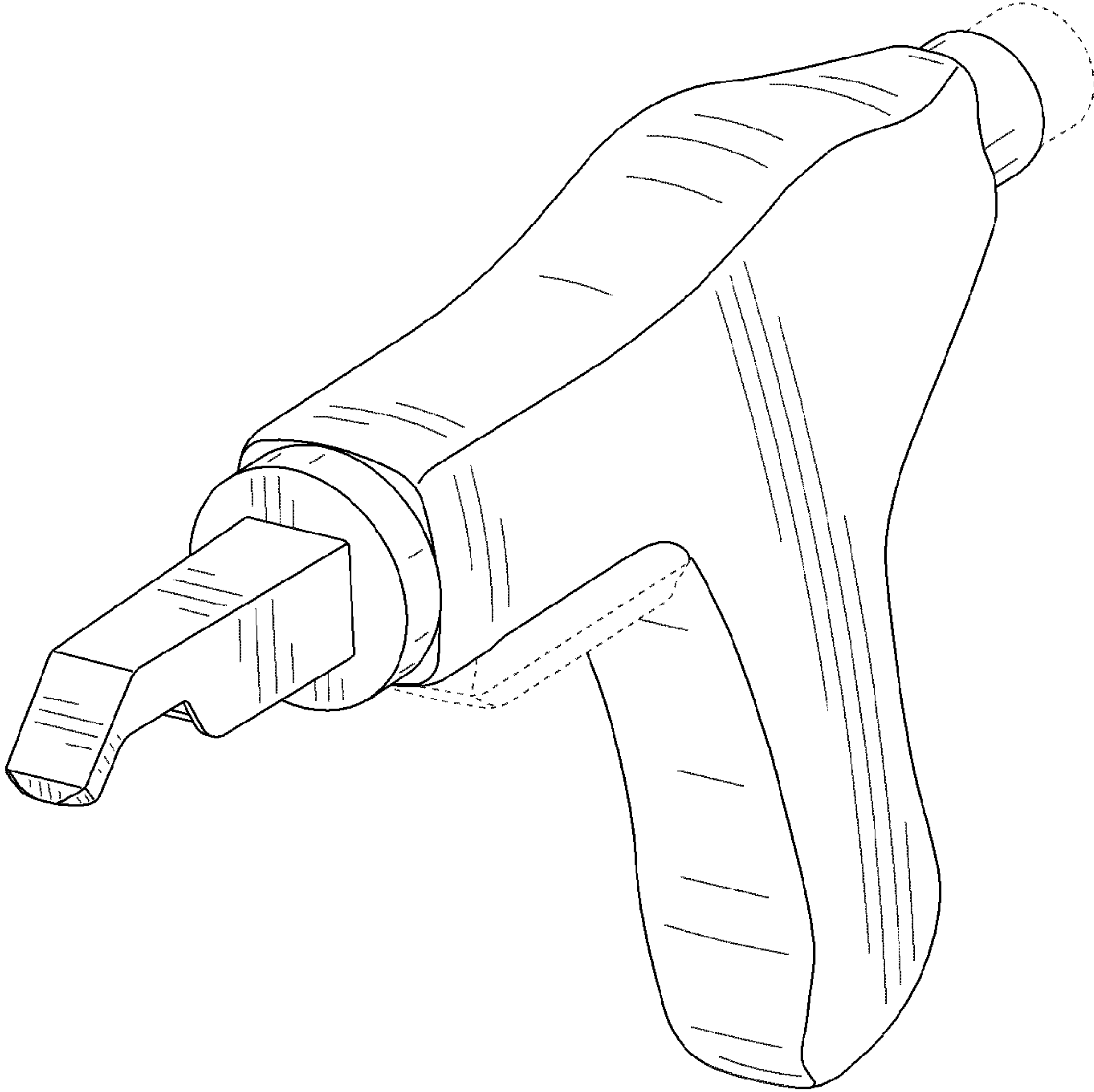


FIG. 2

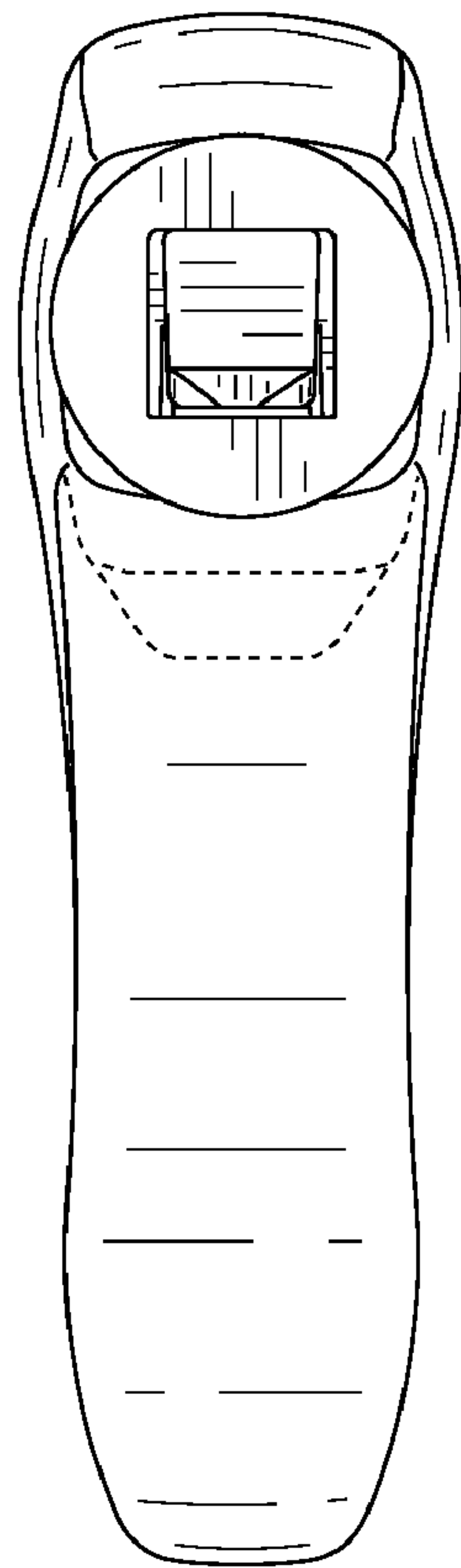


FIG. 3

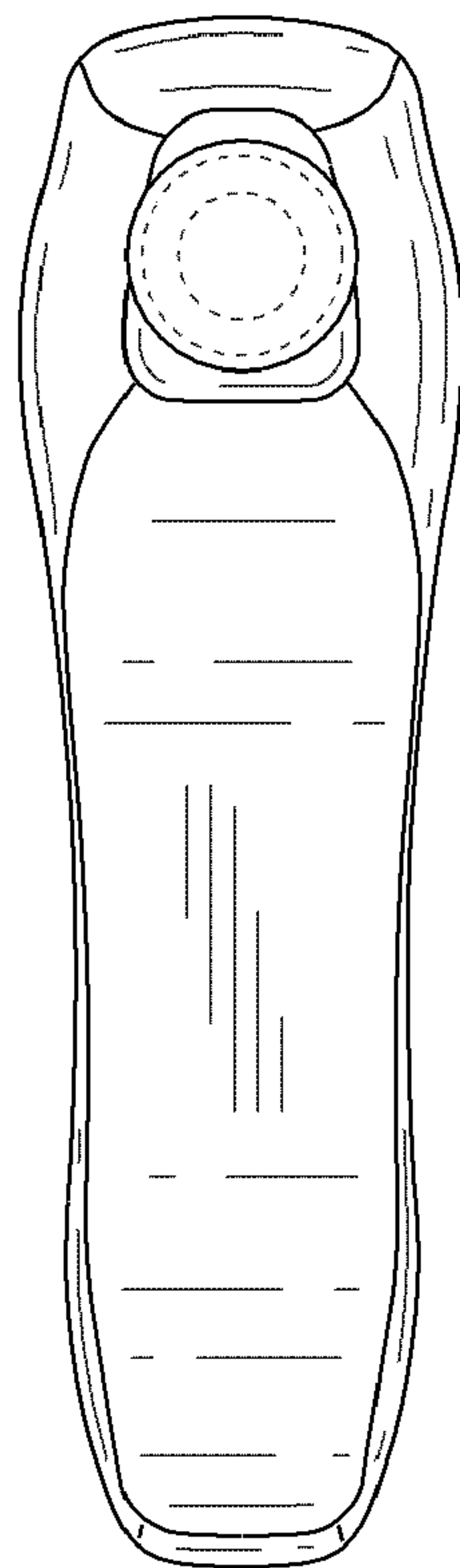


FIG. 4

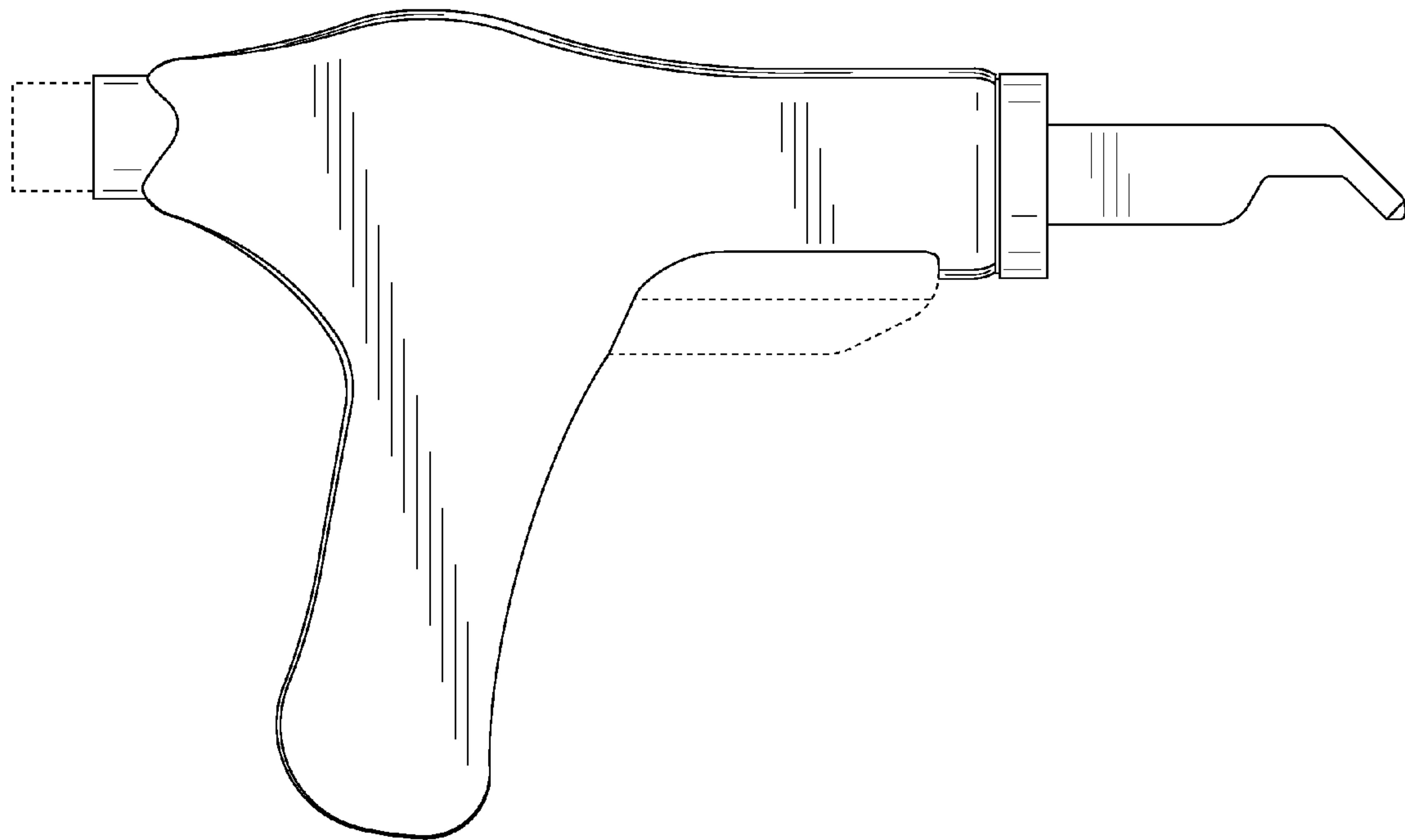


FIG. 5

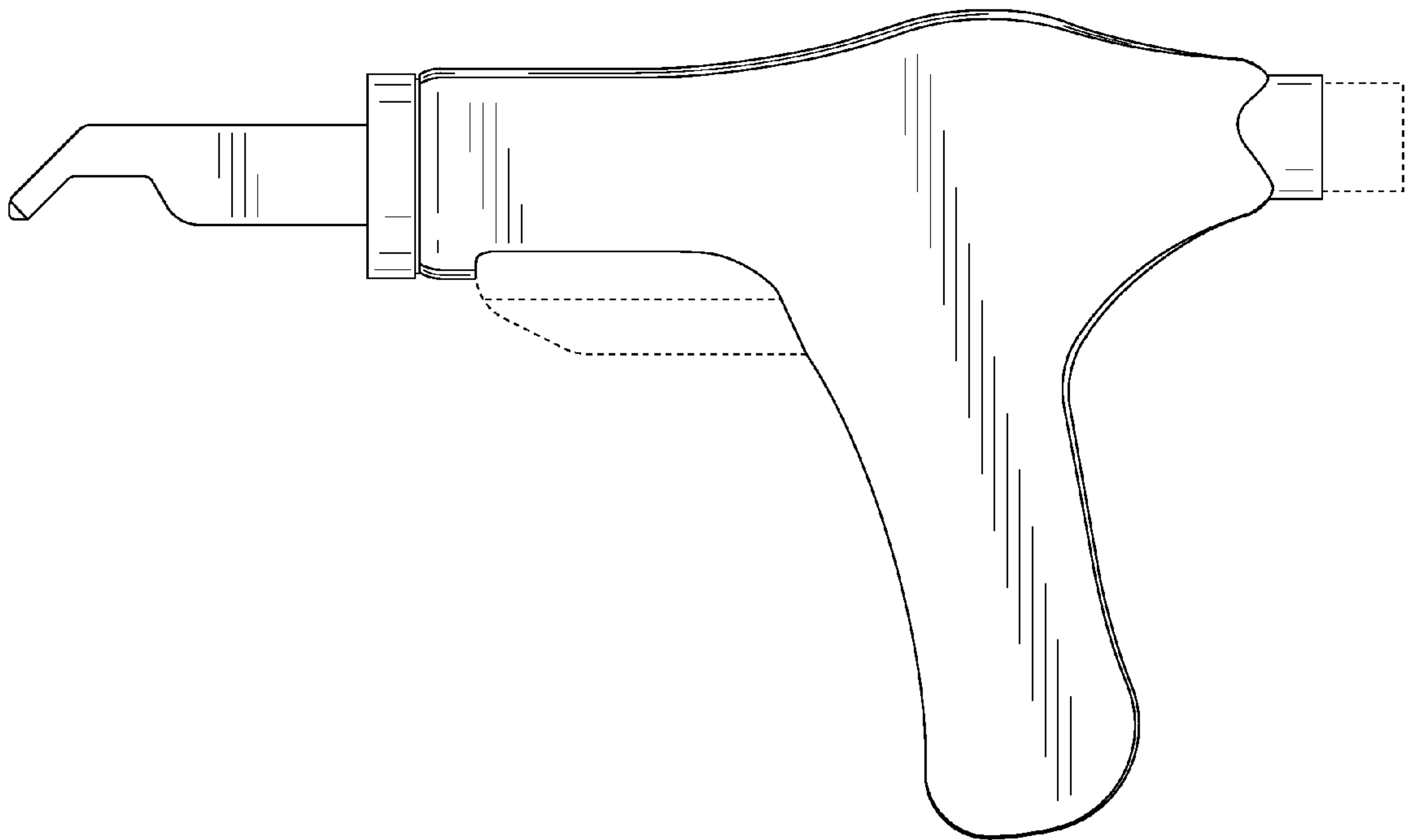


FIG. 6

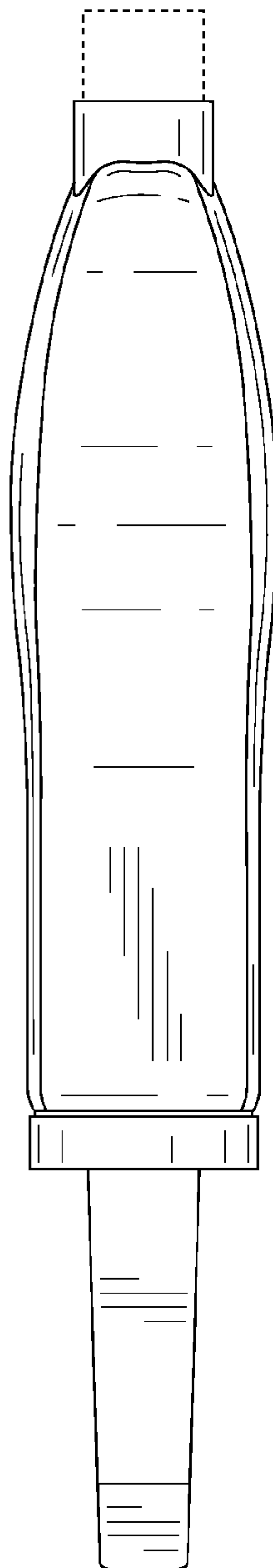


FIG. 7

