



US00D678518S

(12) **United States Design Patent**
R. Marcelo et al.

(10) **Patent No.:** **US D678,518 S**
(45) **Date of Patent:** **** Mar. 19, 2013**

(54) **SANITARY NAPKIN**

(75) Inventors: **Ana Maria Elena R. Marcelo**,
Maplewoods (SG); **Fernanda**
Wiermann Paques, Sao Jose dos
Campos (BR); **Steven H. White**,
Flemington, NJ (US)

(73) Assignee: **Johnson & Johnson do Brasil**
Industria e Comercio Produtos Para
Saude Ltda. Rodovia (BR)

(**) Term: **14 Years**

(21) Appl. No.: **29/399,049**

(22) Filed: **Aug. 9, 2011**

(51) **LOC (9) Cl.** **24-04**

(52) **U.S. Cl.** **D24/125**

(58) **Field of Classification Search** D24/124-125;
604/385.07, 358, 363, 364, 368-375, 385.01,
604/385.03, 385.14, 385.23, 387, 390; D5/37-43,
D5/53, 56, 57, 58, 60-62

See application file for complete search history.

(56) **References Cited**

U.S. PATENT DOCUMENTS

4,623,340	A	11/1986	Luceri	
D412,575	S	*	8/1999	Trombetta et al. D24/125
D506,254	S	*	6/2005	Carlucci et al. D24/124
D506,255	S	*	6/2005	Drzewiecki et al. D24/125
D508,993	S	*	8/2005	Drzewiecki et al. D24/125
D510,434	S	*	10/2005	Carlucci et al. D24/124

D510,436	S	*	10/2005	Christianson et al. D24/125
D511,001	S	*	10/2005	Christianson et al. D24/125
D527,102	S	*	8/2006	Mills et al. D24/124
D527,818	S	*	9/2006	Mills et al. D24/124
7,223,900	B1		5/2007	Lariviere et al.
D546,443	S	*	7/2007	Persson D24/125
D547,445	S	*	7/2007	Lemaire et al. D24/124
D552,236	S	*	10/2007	Fernandez Picon D24/124
D569,971	S	*	5/2008	Marcelo et al. D24/124
D571,004	S	*	6/2008	Cardin et al. D24/124
D575,392	S	*	8/2008	Francoeur et al. D24/125
D612,491	S	*	3/2010	Sullivan Conrad et al. . D24/124
D631,958	S	*	2/2011	Marcelo et al. D24/125
D631,959	S	*	2/2011	Marcelo et al. D24/125
D648,849	S	*	11/2011	Houle D24/124

* cited by examiner

Primary Examiner — T. Chase Nelson
Assistant Examiner — Michelle E Wilson

(57) **CLAIM**

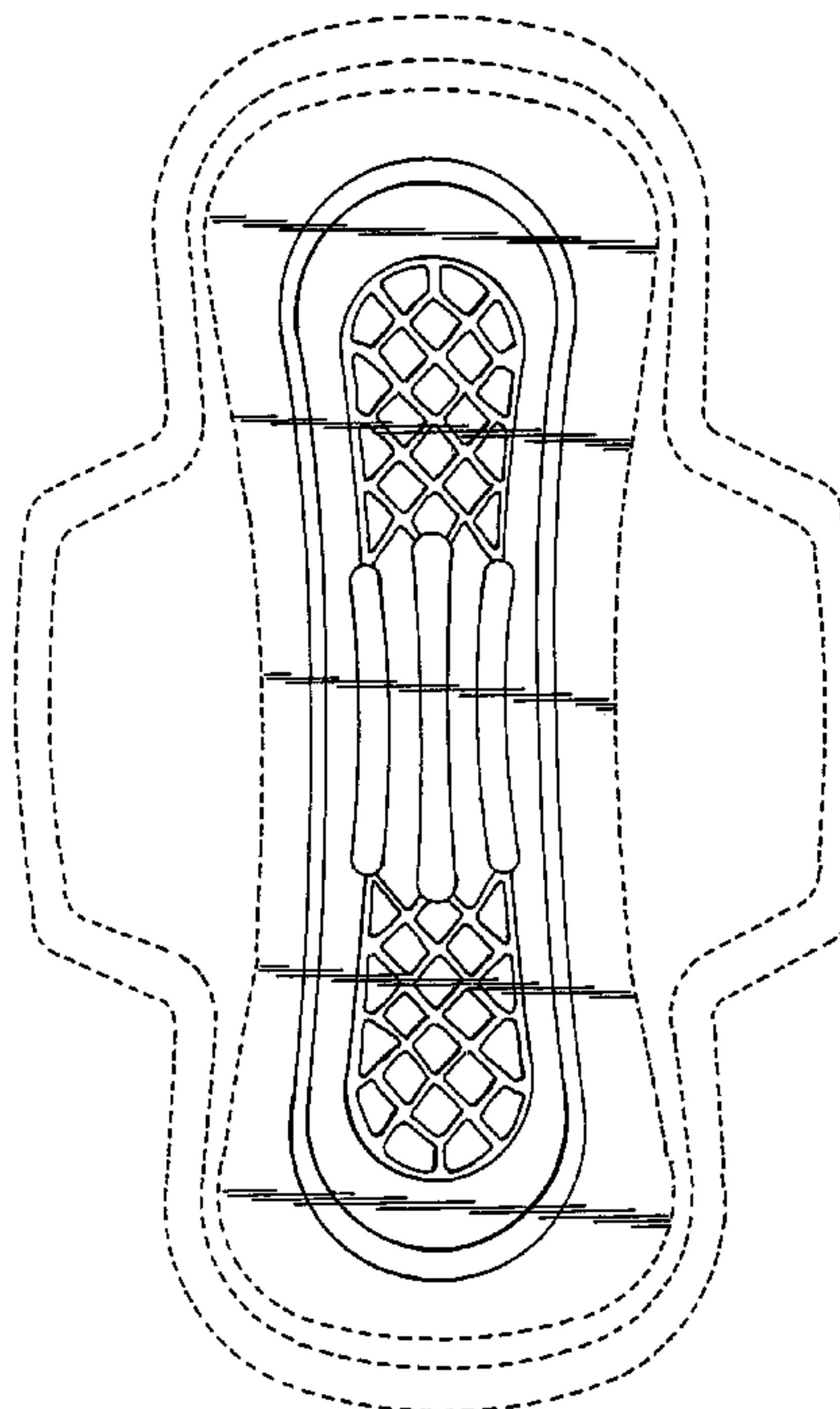
The ornamental design for a sanitary napkin, as shown and described.

DESCRIPTION

FIG. 1 is a top plan view of a sanitary napkin according to the present invention; and, FIG. 2 is a bottom plan view of the sanitary napkin shown in FIG. 1.

Those portions of the drawings depicted in broken lines are provided for environmental purposes only and form no part of the claimed design. Front, back and side views have been omitted since the claimed article is two dimensional.

1 Claim, 2 Drawing Sheets



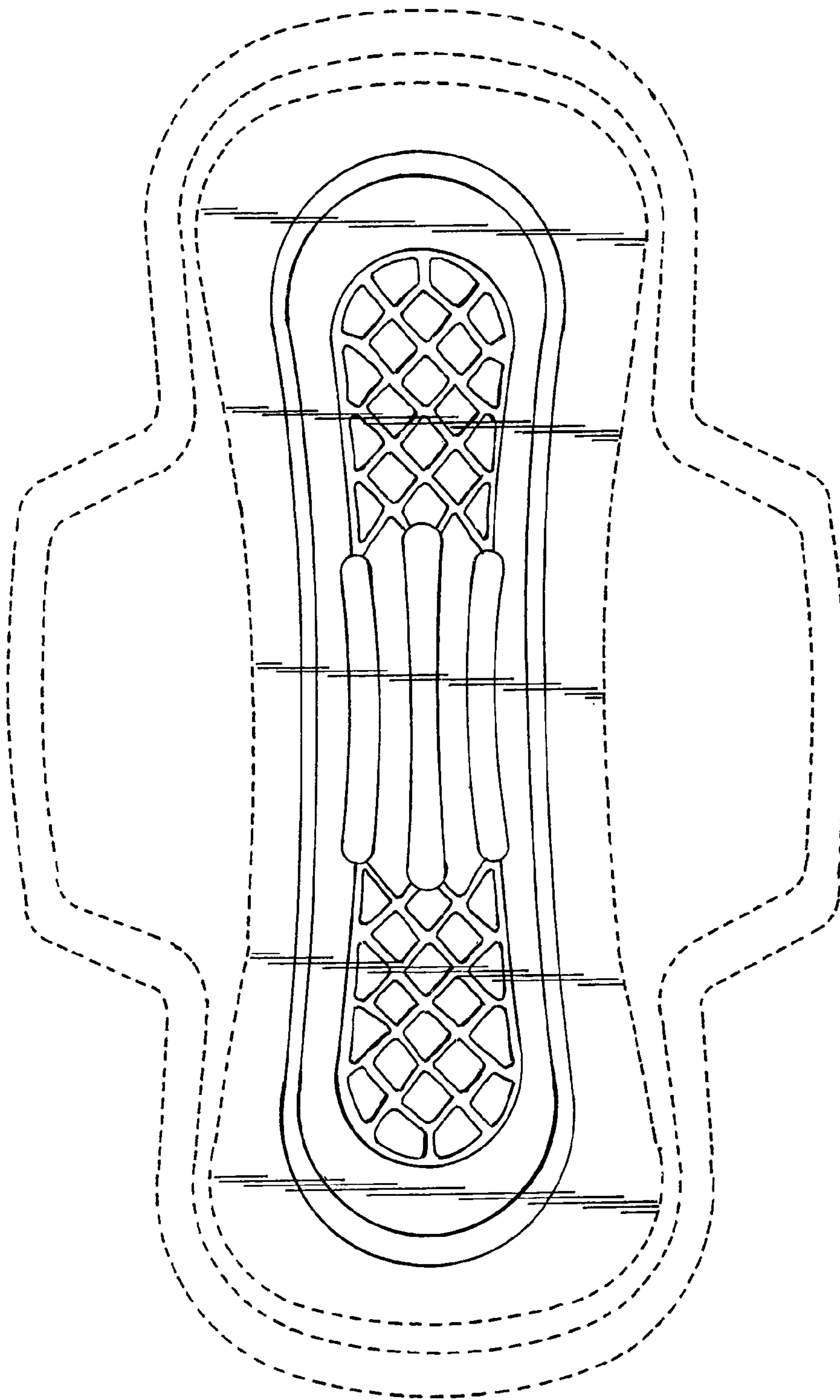


Fig. 1

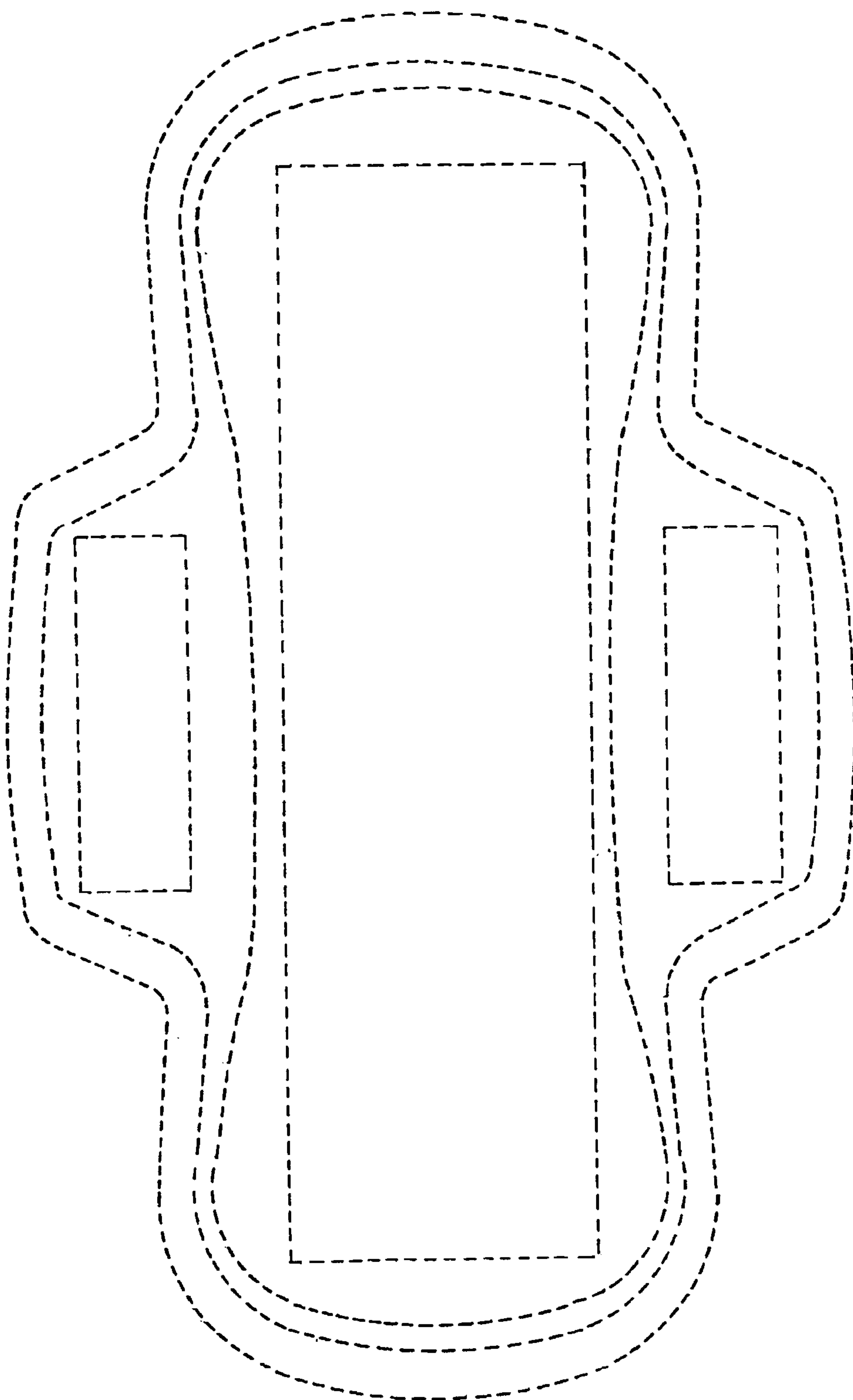


Fig. 2