



US00D678500S

(12) **United States Design Patent**
Osepaishvili

(10) **Patent No.:** **US D678,500 S**
(45) **Date of Patent:** **** Mar. 19, 2013**

(54) **DISPOSABLE AND FLEXIBLE COVER FOR A SURFACE ULTRASOUND PROBE**

(76) Inventor: **Maka Nugzarovna Osepaishvili, St. Petersburg (RU)**

(**) Term: **14 Years**

(21) Appl. No.: **29/400,254**

(22) Filed: **Aug. 25, 2011**

(51) **LOC (9) Cl.** **28-01**

(52) **U.S. Cl.** **D24/105**

(58) **Field of Classification Search** 600/203,
600/457, 459, 101, 121; 607/90; 374/158,
374/209, E1.011; D24/105, 135; 128/846

See application file for complete search history.

(56) **References Cited**

U.S. PATENT DOCUMENTS

5,676,159	A *	10/1997	Navis	128/846
6,132,378	A *	10/2000	Marino	600/459
6,267,726	B1 *	7/2001	Grimm	600/459
7,665,893	B2 *	2/2010	Buchalter	374/158
D621,029	S *	8/2010	Grotyohann et al.	D24/105
2005/0177025	A1 *	8/2005	Jaker et al.	600/121
2005/0192482	A1 *	9/2005	Carpenter et al.	600/203

FOREIGN PATENT DOCUMENTS

GB 2396562 A * 6/2004

* cited by examiner

Primary Examiner — Ian Simmons

Assistant Examiner — Eleni H Aldridge

(74) *Attorney, Agent, or Firm* — Defillo & Associates, Inc; Evelyn A. Defillo

(57) **CLAIM**

The ornamental design for a disposable and flexible cover for a surface ultrasound probe, as shown and described.

DESCRIPTION

FIG. 1 illustrates a perspective front view of a disposable and flexible cover for a surface ultrasound probe according to an exemplary embodiment of the present invention showing the disposable and flexible cover in an inflated state;

FIG. 2 illustrates a front view of the disposable and flexible cover of FIG. 1;

FIG. 3 illustrates a side view of the disposable and flexible cover of FIG. 1;

FIG. 4 illustrates a top view of the disposable and flexible cover of FIG. 1;

FIG. 5 illustrates a bottom view of the disposable and flexible cover of FIG. 1; and,

FIG. 6 illustrates a front view of the disposable and flexible cover of FIG. 1 showing the disposable and flexible cover placed on an ultrasound probe.

The broken lines are included for the purpose of illustrating environment and do not form part of the claimed design.

1 Claim, 1 Drawing Sheet





Fig. 1

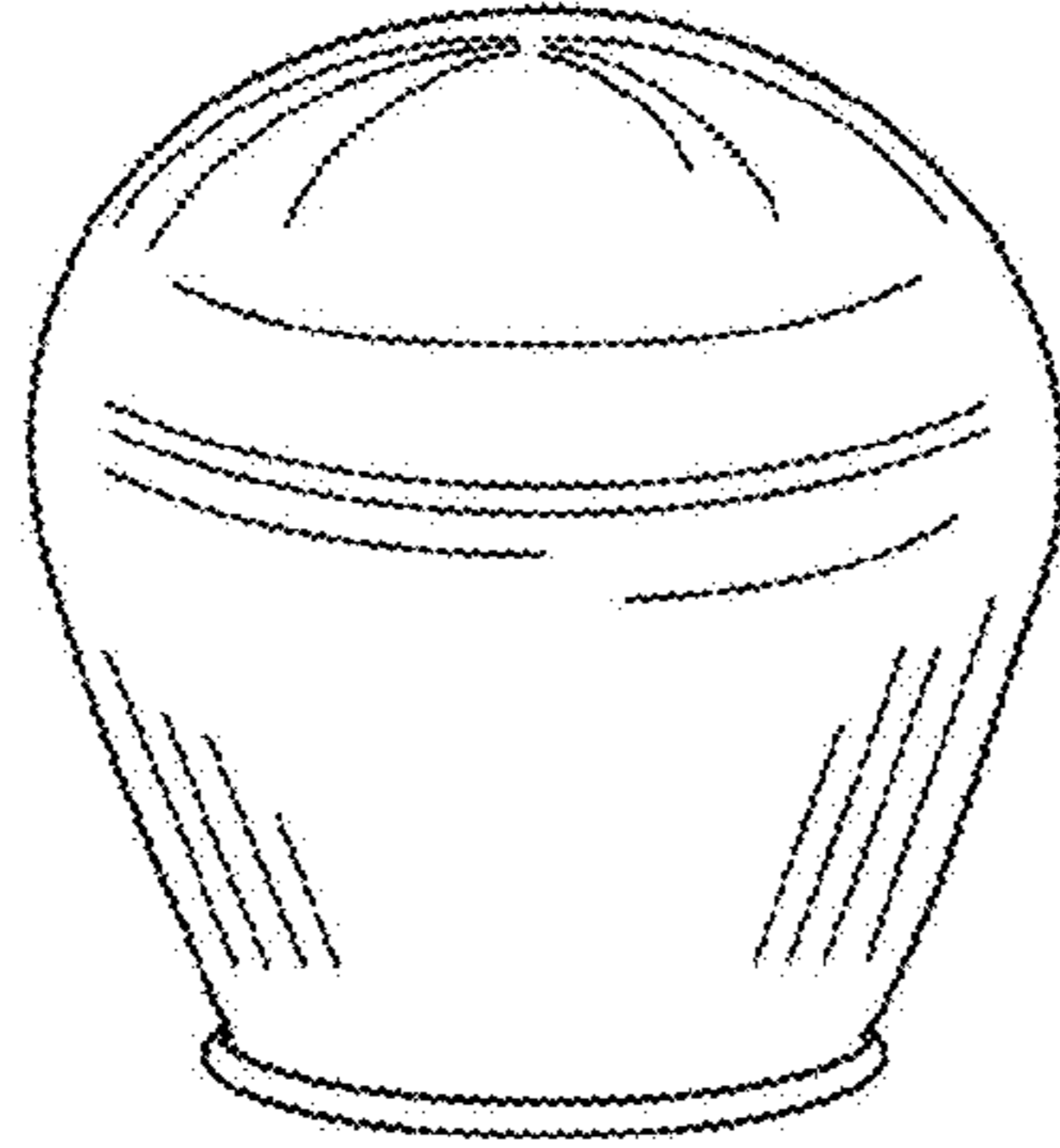


Fig. 2

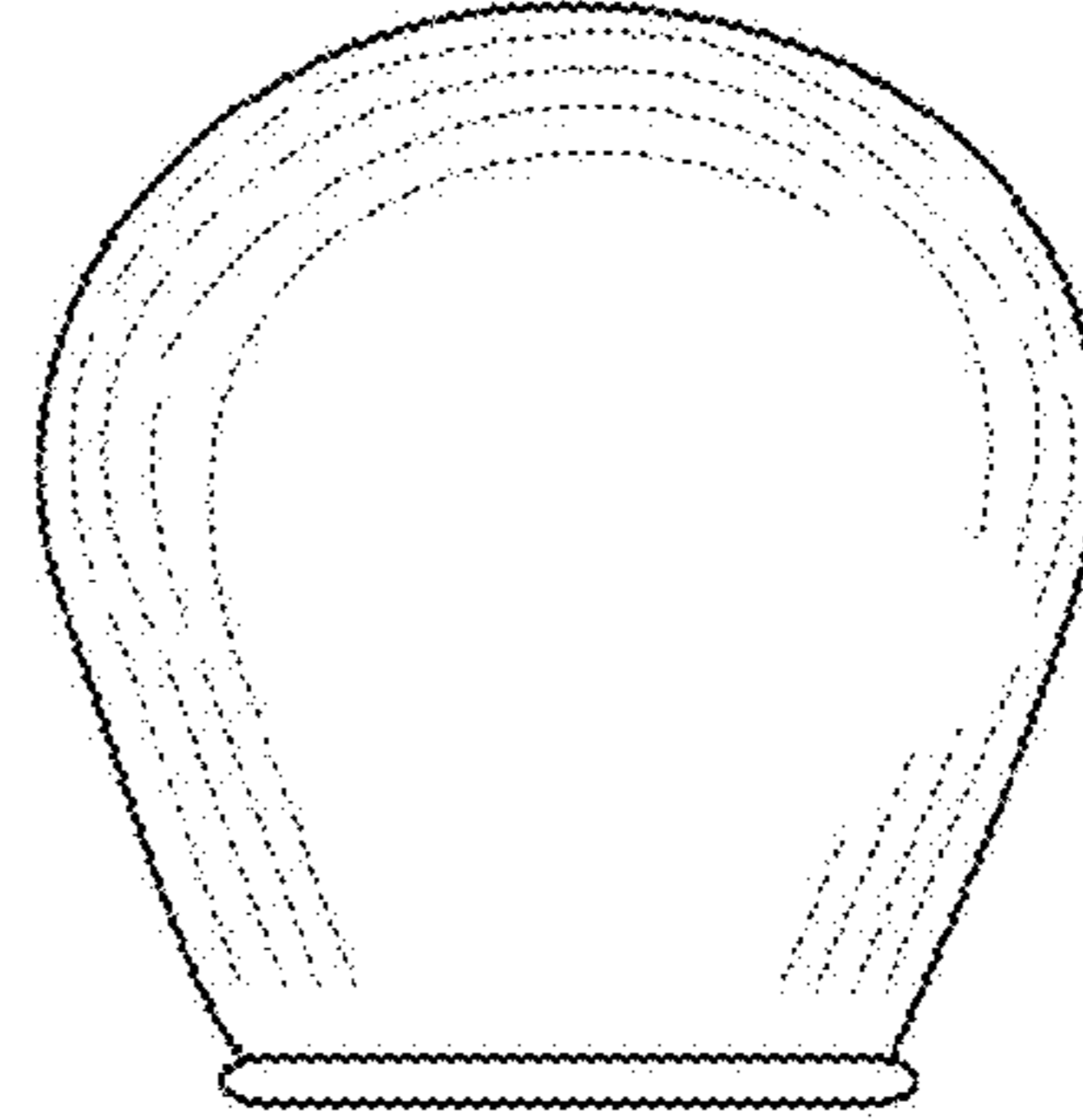


Fig. 3

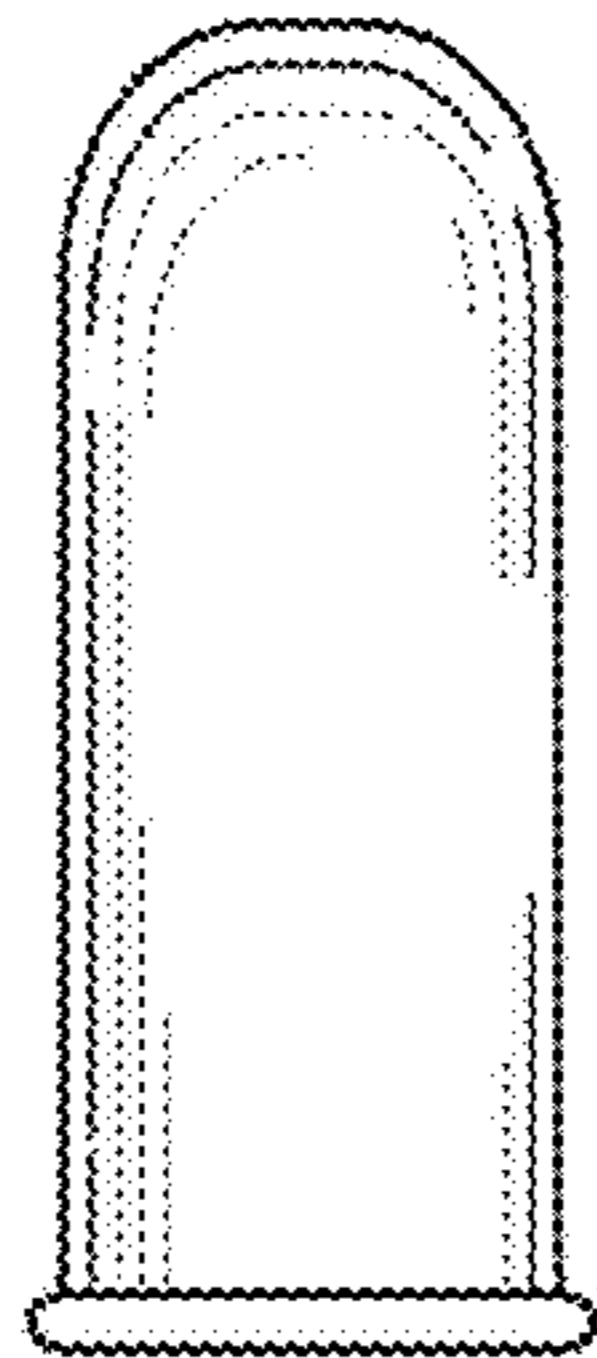


Fig. 4




Fig. 5

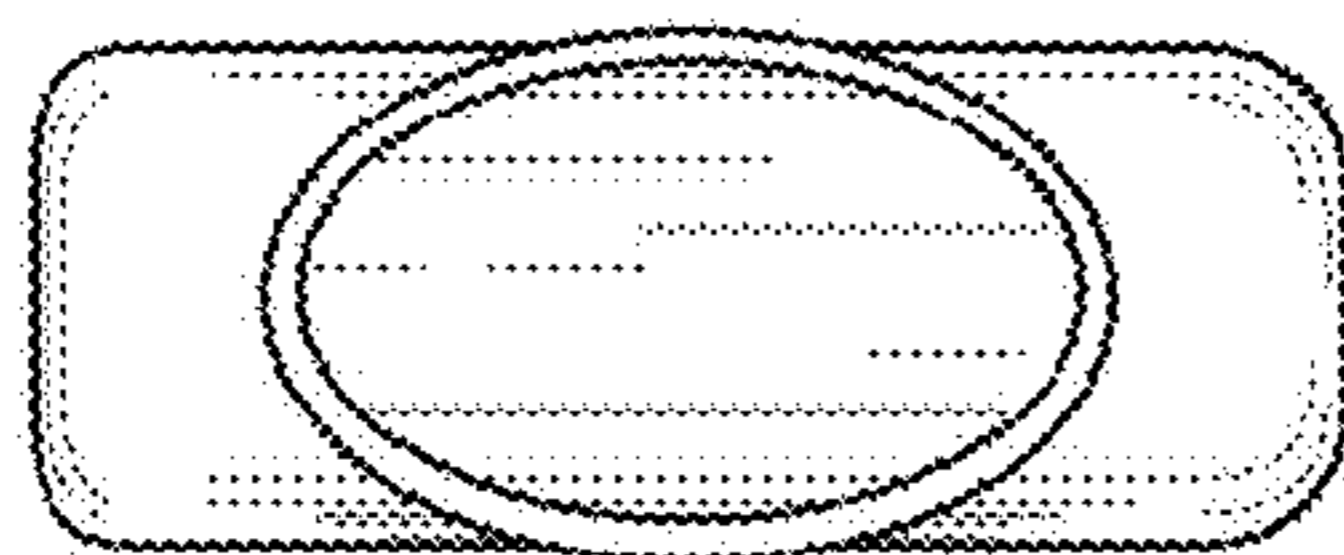


Fig. 6

