



US00D678495S

(12) **United States Design Patent**  
**Browder**

(10) **Patent No.:** **US D678,495 S**  
(45) **Date of Patent:** **\*\* Mar. 19, 2013**

(54) **COVER FOR LIGHT AND/OR FRAGRANCE  
EMITTER**

(75) **Inventor:** **John H. Browder**, Argyle, TX (US)

(73) **Assignee:** **IDC Enchanted Lighting Company,  
LLC**, Roanoke, TX (US)

(\*\*) **Term:** **14 Years**

(21) **Appl. No.:** **29/416,945**

(22) **Filed:** **Mar. 28, 2012**

(51) **LOC (9) Cl.** ..... **28-99**

(52) **U.S. Cl.** ..... **D23/366**

(58) **Field of Classification Search** ..... D23/355-369;  
D28/5, 6; 261/DIG. 17, DIG. 42, DIG. 65,  
261/DIG. 88, DIG. 89; 392/386, 390, 394,  
392/395; 239/34, 44, 53, 55, 56, 326; D26/14,  
D26/17, 98, 9, 22, 24; D11/131.1; D7/509,  
D7/522, 524, 537

See application file for complete search history.

(56) **References Cited**

U.S. PATENT DOCUMENTS

D247,284 S \* 2/1978 Huddleston ..... D10/11  
D284,212 S \* 6/1986 Arnold ..... D23/367  
D341,793 S \* 11/1993 Puterbaugh et al. .... D11/131.1  
D417,729 S \* 12/1999 Chen ..... D23/367

\* cited by examiner

*Primary Examiner* — Sandra Snapp

(74) *Attorney, Agent, or Firm* — Brian Harris


(57) **CLAIM**

The ornamental design for a cover for light and/or fragrance emitter, as shown and described.

**DESCRIPTION**

FIG. 1 is a perspective view of a cover for light and/or fragrance emitter showing my new design;  
FIG. 2 is a front view thereof;  
FIG. 3 is a back view thereof;  
FIG. 4 is a right side view thereof;  
FIG. 5 is a left side view thereof;  
FIG. 6 is a top view thereof; and,  
FIG. 7 is a bottom view thereof.  
The broken lines form no part of the claimed design.

**1 Claim, 7 Drawing Sheets**






FIG. 1

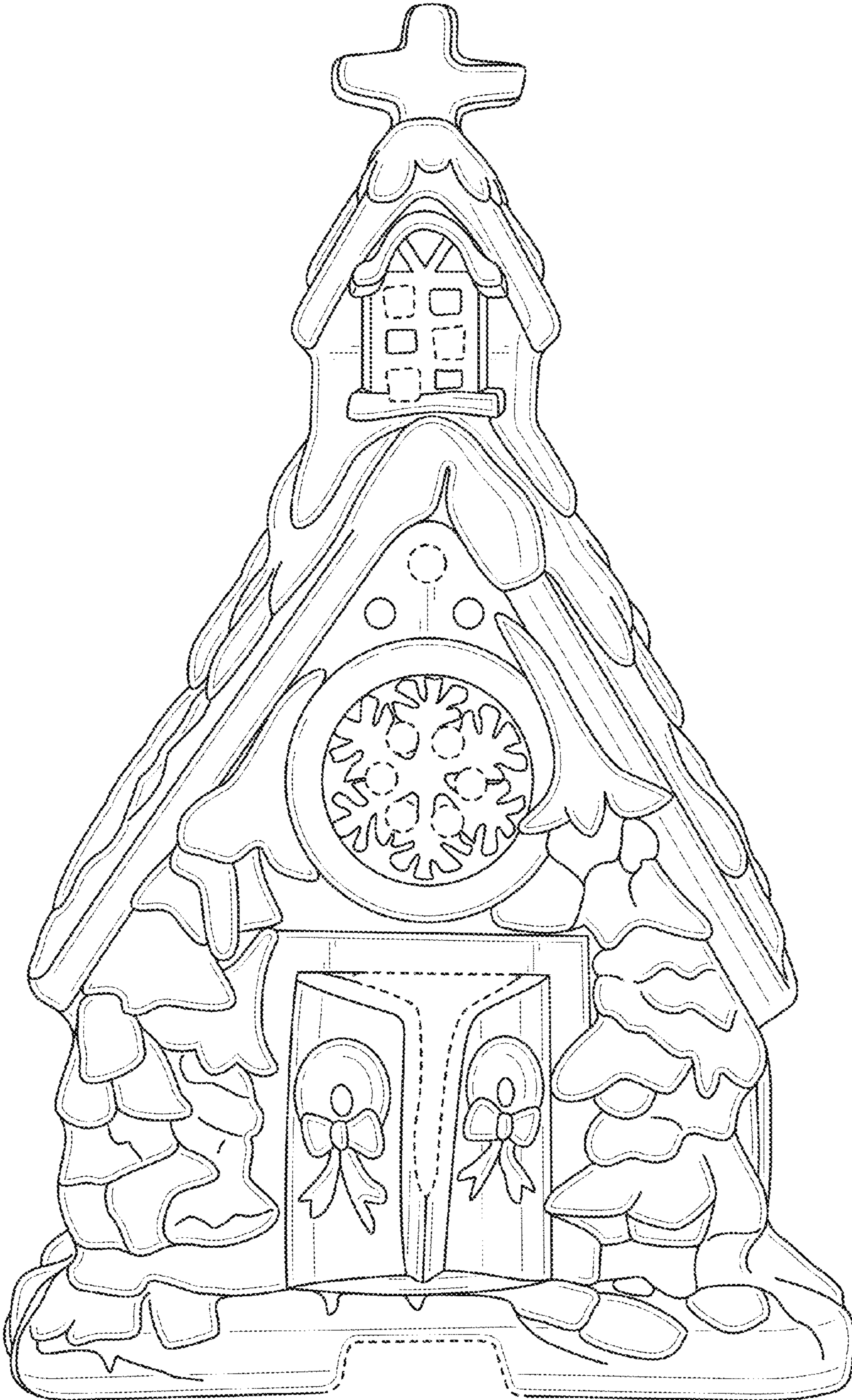


FIG. 2

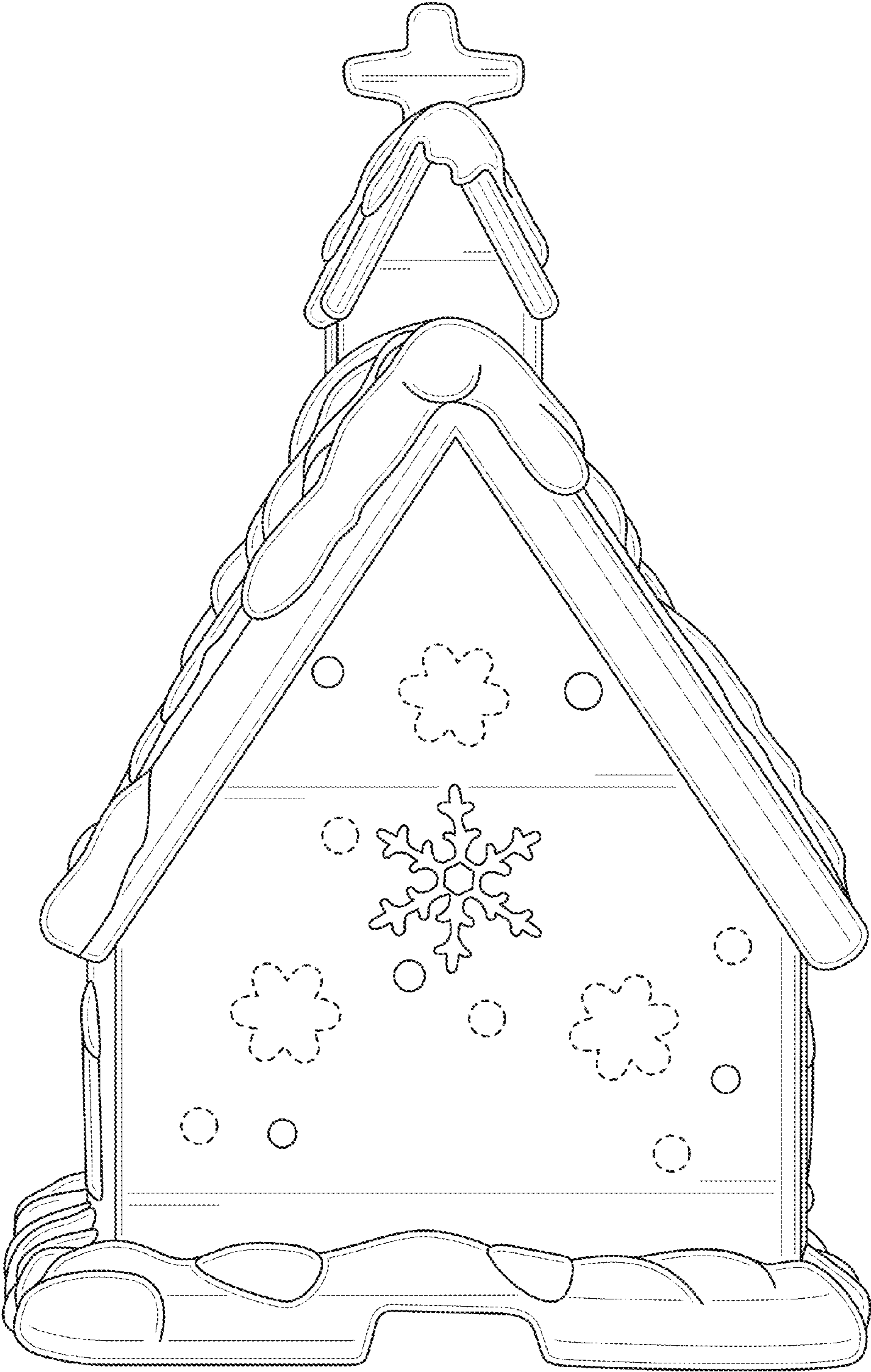


FIG. 3



FIG. 4



FIG. 5




FIG. 6

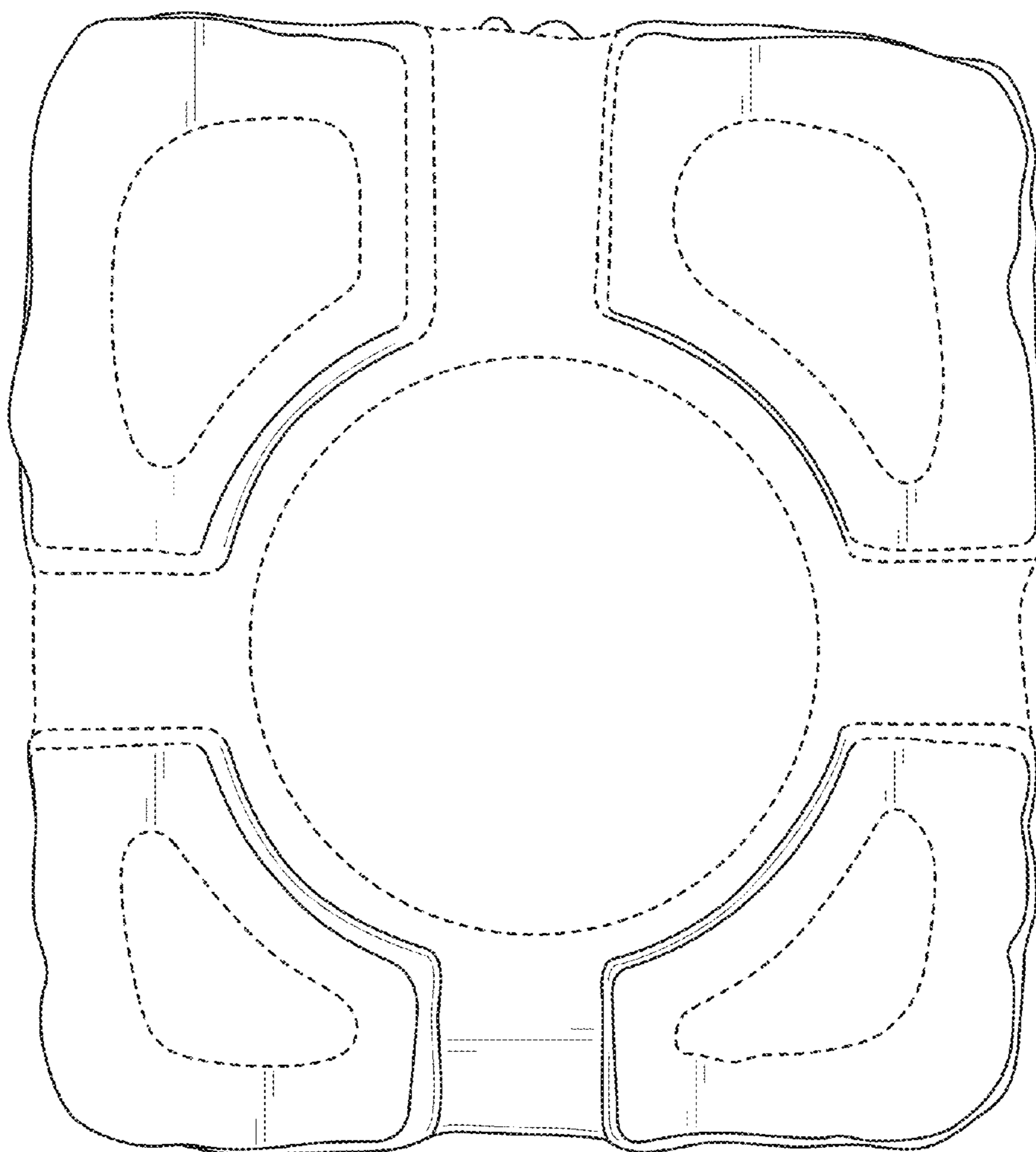


FIG. 7