



US00D678493S

(12) **United States Design Patent**
Lacotta et al.

(10) **Patent No.:** **US D678,493 S**
(45) **Date of Patent:** **** Mar. 19, 2013**

(54) **MINI-TOWER AIR APPLIANCE WITH SCENT DELIVERY**

(75) Inventors: **Paul Lacotta**, Tenafly, NJ (US); **Michael Joseph Poindexter**, New York, NY (US); **Adam Sebastian Sanchez**, Nutley, NJ (US)

(73) Assignee: **Kaz USA, Inc.**, Southborough, MA (US)

(**) Term: **14 Years**

(21) Appl. No.: **29/425,342**

(22) Filed: **Jun. 21, 2012**

(51) **LOC (9) Cl.** **23-04**

(52) **U.S. Cl.** **D23/355**

(58) **Field of Classification Search** D23/355-366,
D23/352, 369, 332, 333, 335, 336, 342, 351;
422/120, 122; 55/356, 473, 504; 96/97;
D14/188, 170, 172; 261/DIG. 17, DIG. 65,
261/DIG. 88, DIG. 31; D18/34.6

See application file for complete search history.

(56) **References Cited**

U.S. PATENT DOCUMENTS

D495,043 S * 8/2004 Gatchell et al. D23/364
D496,096 S * 9/2004 Wang et al. D23/356
D499,473 S * 12/2004 Ching D23/332
D501,042 S * 1/2005 Holderfield et al. D23/364

D513,797 S * 1/2006 Wang D23/356
D523,128 S * 6/2006 Zhu D23/364
D525,691 S * 7/2006 Russak et al. D23/364
D571,445 S * 6/2008 Vandebelt D23/364
D586,899 S * 2/2009 Searle D23/364
D603,949 S * 11/2009 Campbell et al. D23/364
D604,824 S * 11/2009 Paolazzi et al. D23/366
D634,415 S * 3/2011 Abbondanzio et al. D23/366
D664,248 S * 7/2012 Huang et al. D23/364

* cited by examiner

Primary Examiner — David Muller

(74) *Attorney, Agent, or Firm* — Stroock & Stroock & Lavan LLP

(57) **CLAIM**

The ornamental design for a mini-tower air appliance with scent delivery, as shown and described.

DESCRIPTION

FIG. 1 is a perspective view of a mini-tower air appliance with scent delivery constructed in accordance with an embodiment of the present invention;

FIG. 2 is a front elevation view thereof;

FIG. 3 is a rear elevation view thereof;

FIG. 4 is a top plan view thereof;

FIG. 5 is a bottom plan view thereof;

FIG. 6 is a left side elevation thereof; and,

FIG. 7 is a right side elevation thereof.

The broken line showing of parts of the drawings is included for the purpose of illustrating use and environment and forms no part of the claimed design.

1 Claim, 6 Drawing Sheets

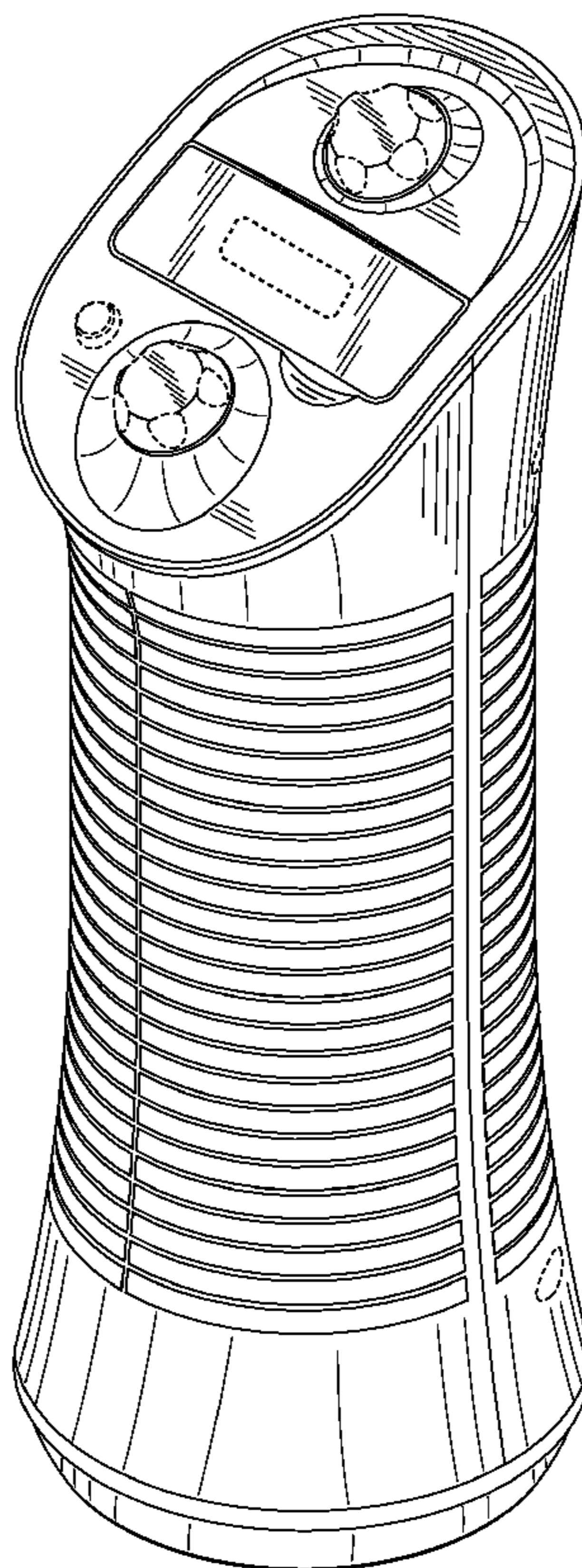


FIG. 1

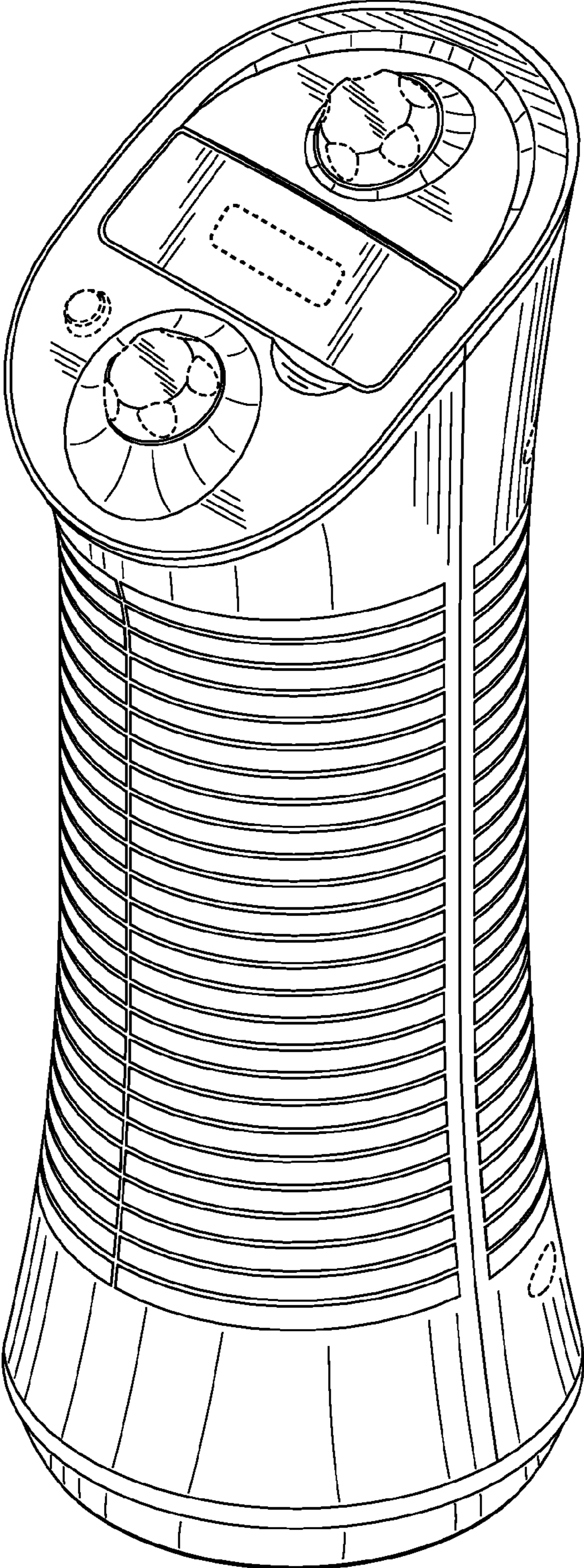


FIG. 2




FIG. 3




FIG. 4

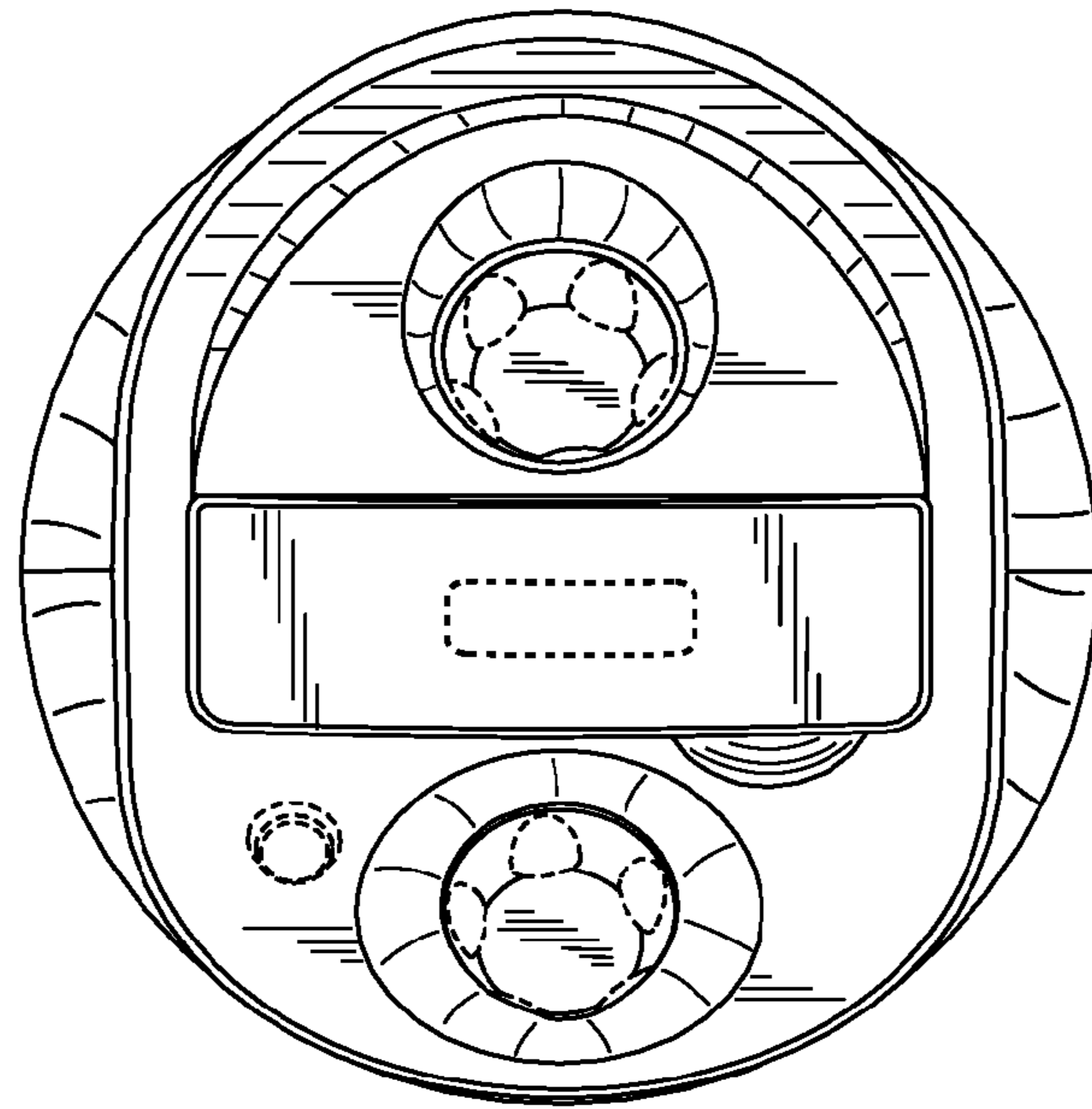


FIG. 5

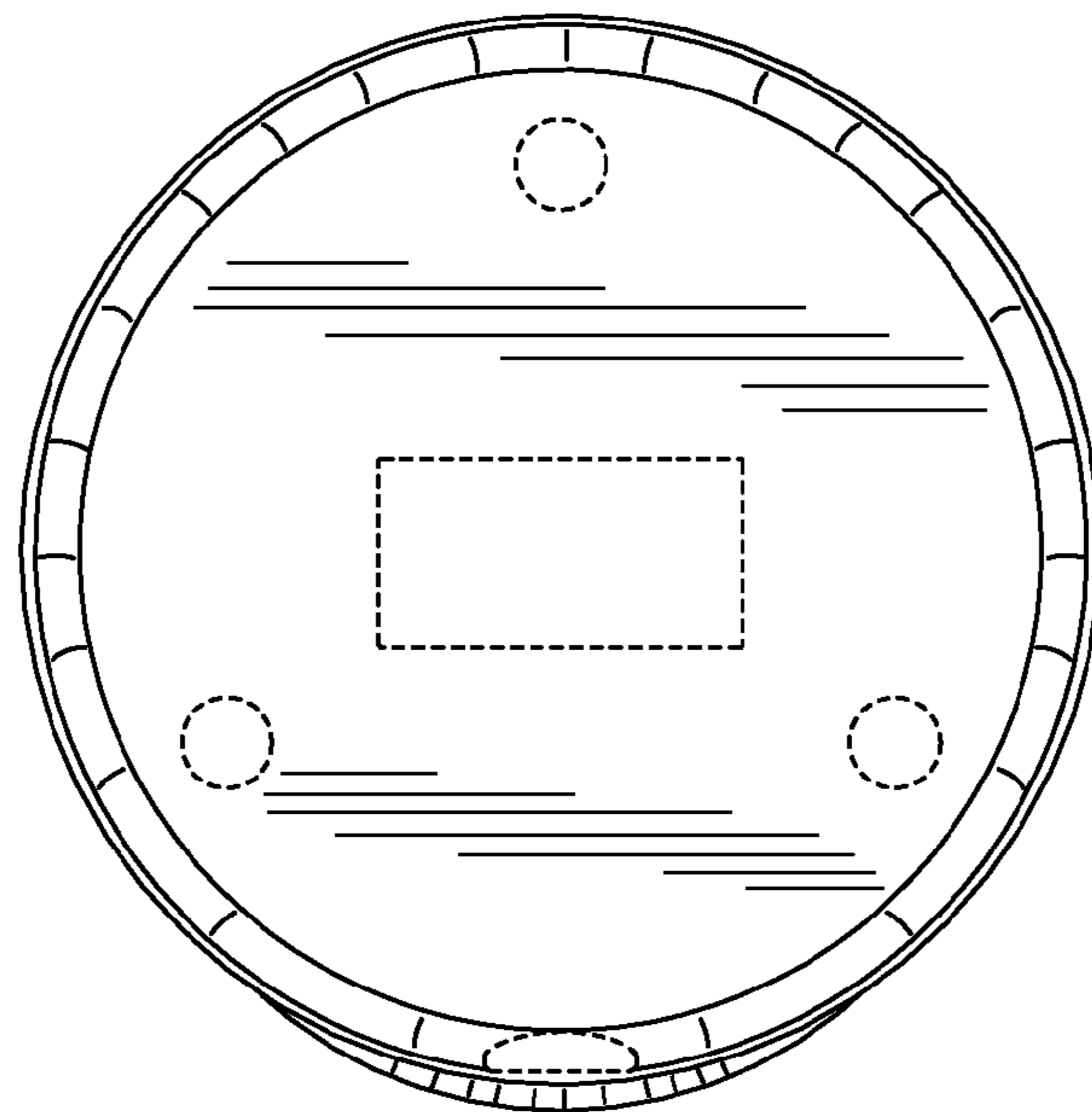


FIG. 6




FIG. 7

