



US00D678462S

(12) **United States Design Patent**
Whitis

(10) **Patent No.:** **US D678,462 S**

(45) **Date of Patent:** **** Mar. 19, 2013**

(54) **WATERING DEVICE**

(76) Inventor: **James C. Whitis**, Parker, CO (US)

(**) Term: **14 Years**

(21) Appl. No.: **29/420,572**

(22) Filed: **May 10, 2012**

(51) **LOC (9) Cl.** **23-01**

(52) **U.S. Cl.** **D23/201; D8/1**

(58) **Field of Classification Search** D23/201;
D11/139; 239/17-21, 12; D8/1; 47/48.5
See application file for complete search history.

(56) **References Cited**

U.S. PATENT DOCUMENTS

3,613,309	A	10/1971	Coburn	
4,087,938	A	5/1978	Koch	
5,007,587	A	4/1991	Daroca	
5,117,582	A	6/1992	Cissel, Jr. et al.	
D343,442	S	1/1994	Cooper	
5,276,997	A	1/1994	Swearengin et al.	
6,023,883	A	2/2000	Bacon, Jr.	
6,132,820	A	10/2000	Callahan	
6,219,963	B1	4/2001	Wang	
6,343,749	B1	2/2002	Thom	
D454,613	S *	3/2002	Wood	D23/201
6,418,663	B1	7/2002	Smith	
D486,552	S *	2/2004	Porteous	D23/207
6,729,070	B1	5/2004	Locke et al.	
6,827,298	B2	12/2004	Sacks	
6,874,698	B1 *	4/2005	Stukenberg	239/12
D509,855	S	9/2005	Hilton	
7,048,010	B2	5/2006	Golan et al.	
7,080,484	B2	7/2006	Littge	

7,082,715	B2	8/2006	De Winter	
7,198,431	B2	4/2007	Gesser	
D568,486	S	5/2008	Jenkins	
7,392,614	B2	7/2008	Kruer et al.	
7,407,340	B2	8/2008	Byles	
7,445,162	B1 *	11/2008	Forsberg et al.	239/17
2007/0243789	A1	10/2007	Allen	

OTHER PUBLICATIONS

Kimberthy Turf Farms, Inc. 3425 Hipsley Mill Road, Woodbine MD 21797, www.tregator.com, product guide downloaded Dec. 30, 2010 (original publication date unknown).

* cited by examiner

Primary Examiner — Robin V Webster

(74) *Attorney, Agent, or Firm* — Aileen Law; A Law Firm, PC

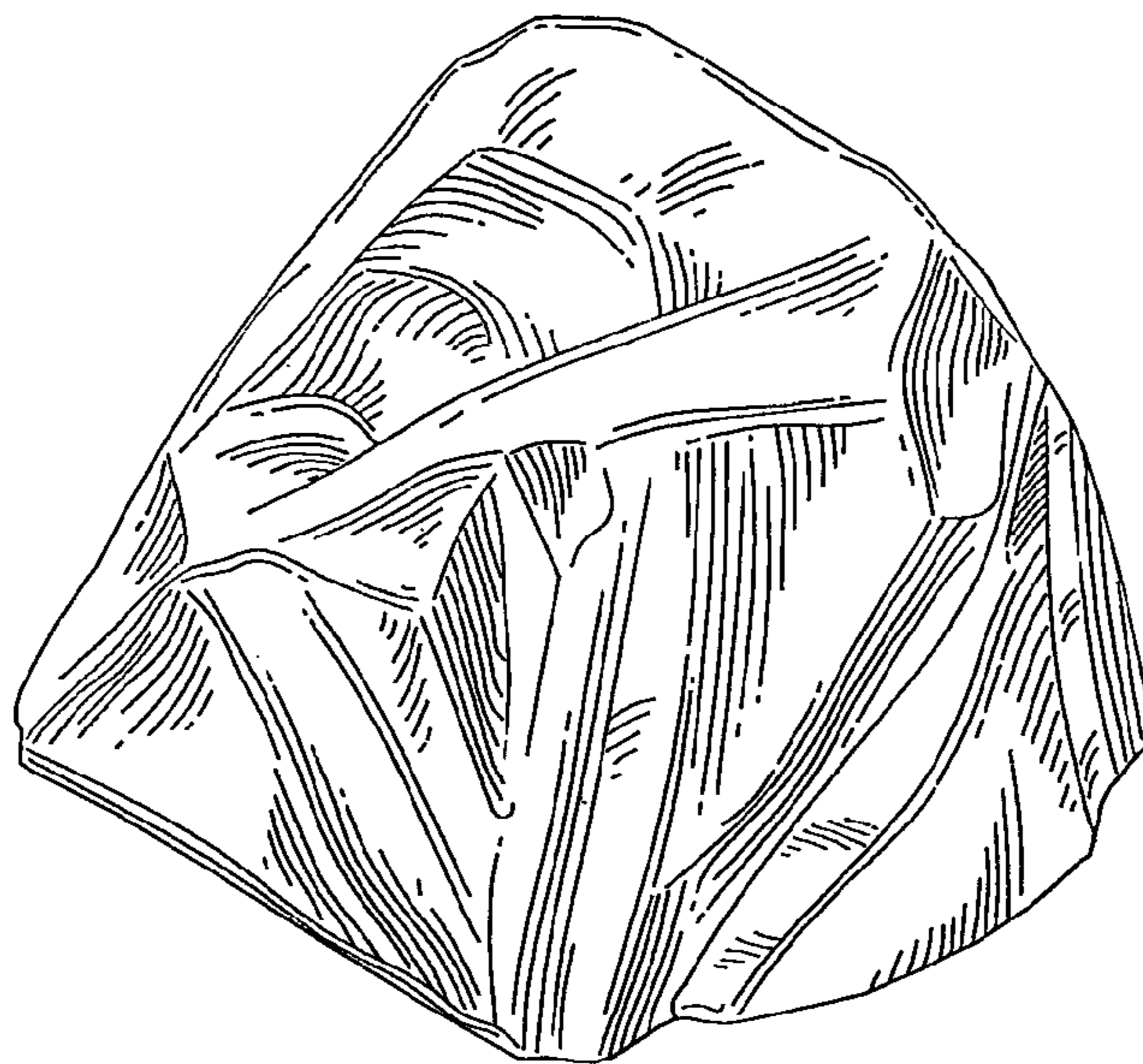
(57) **CLAIM**

The ornamental design for a watering device, as shown and described.

DESCRIPTION

FIG. 1 is a top plan view of my new design for a watering device;
FIG. 2 is a bottom plan view of FIG. 1;
FIG. 3 is a front elevation view thereof;
FIG. 4 is a back elevation view thereof;
FIG. 5 is a left side elevation view thereof;
FIG. 6 is a right side elevation view thereof; and,
FIG. 7 is a front and right perspective view thereof.

1 Claim, 2 Drawing Sheets



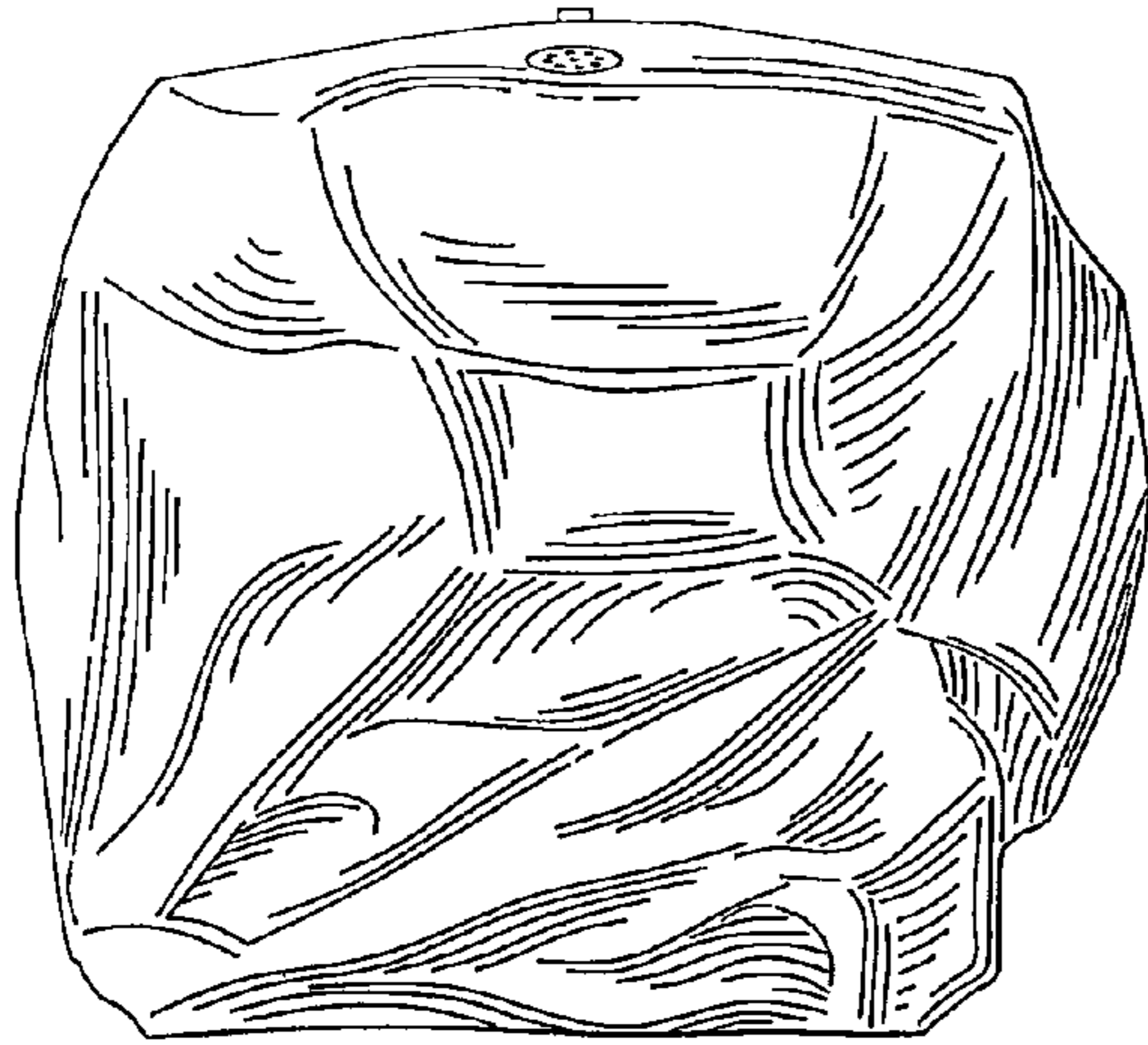


FIG.1

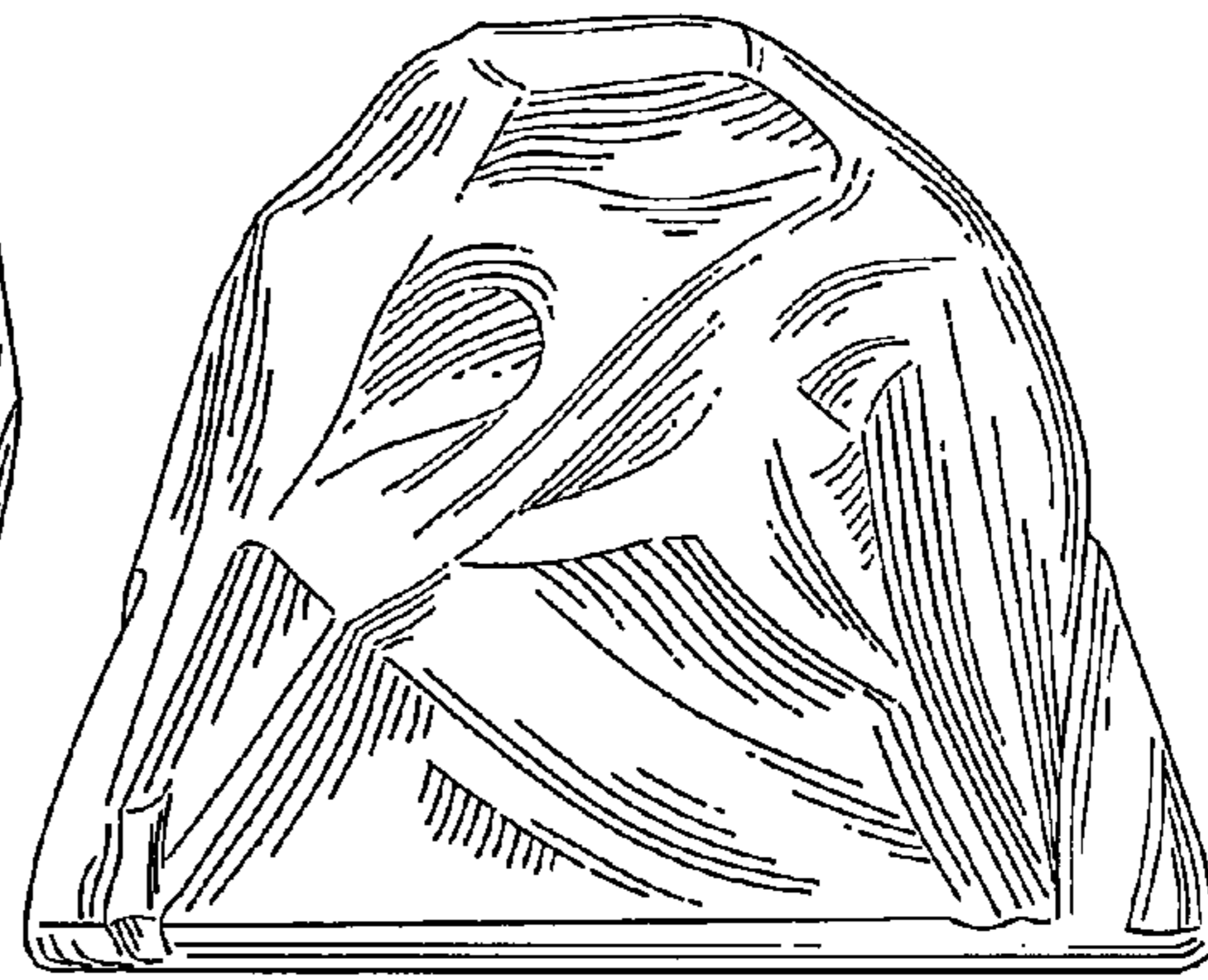


FIG.3

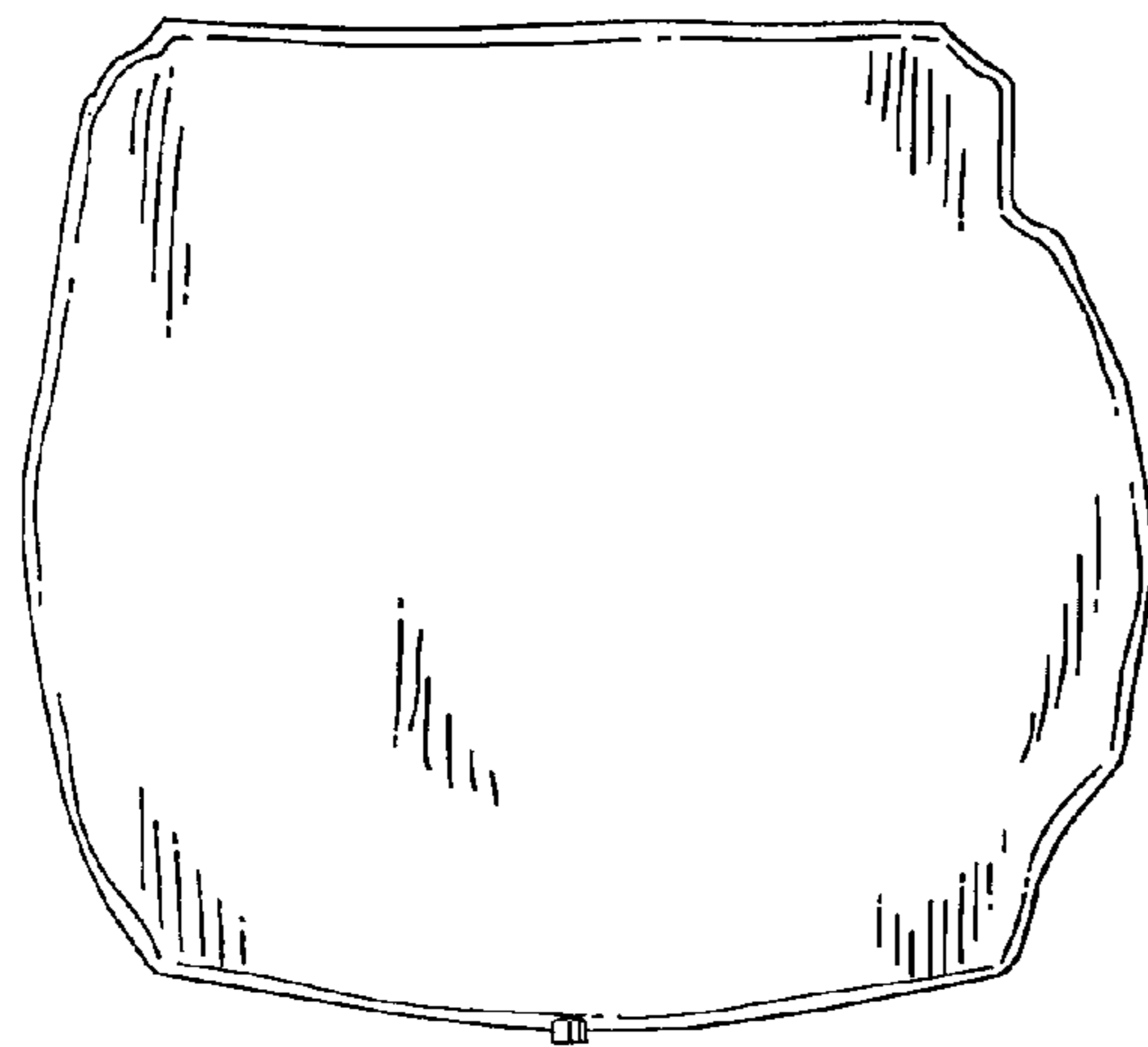


FIG.2

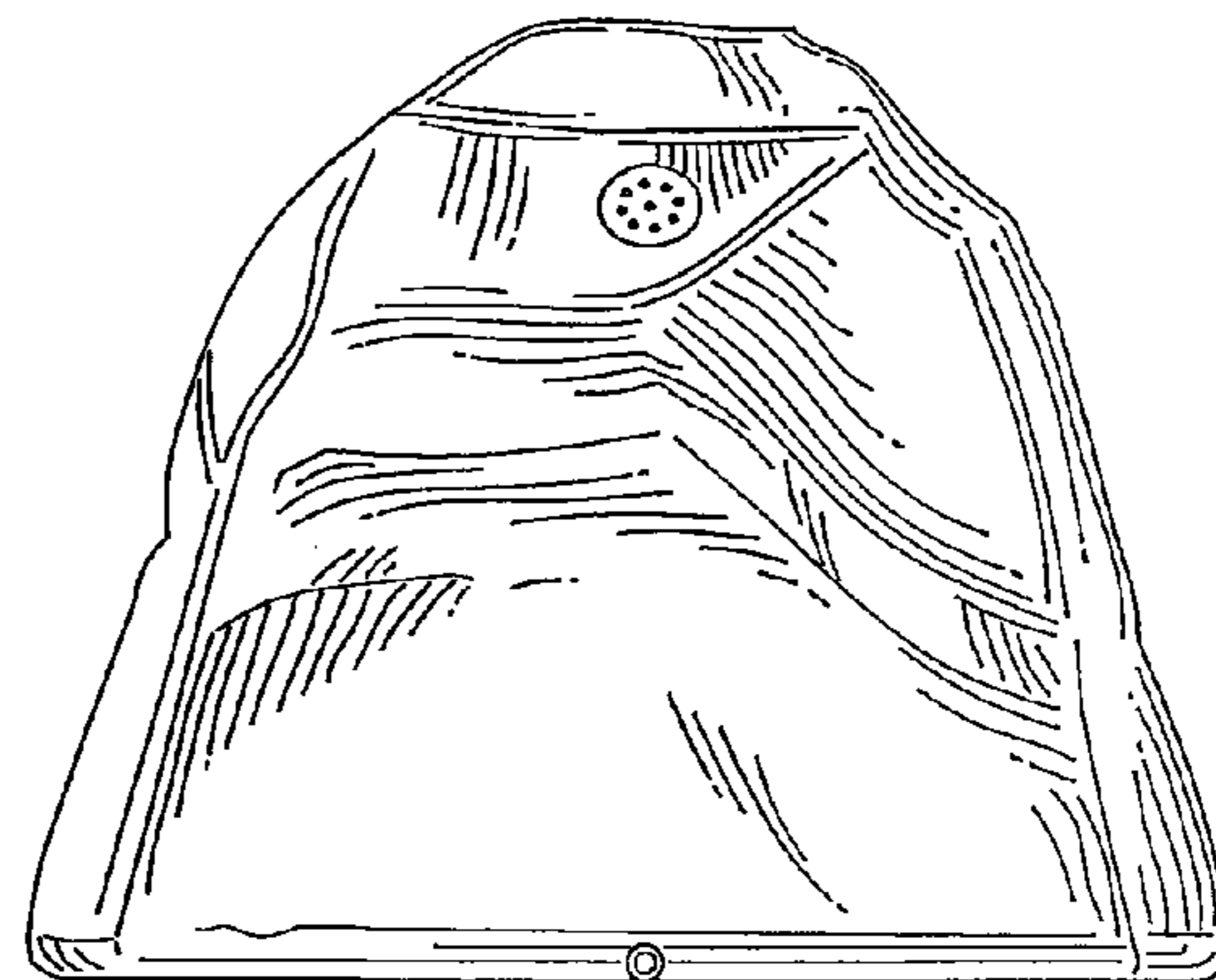


FIG.4




FIG. 5




FIG. 6

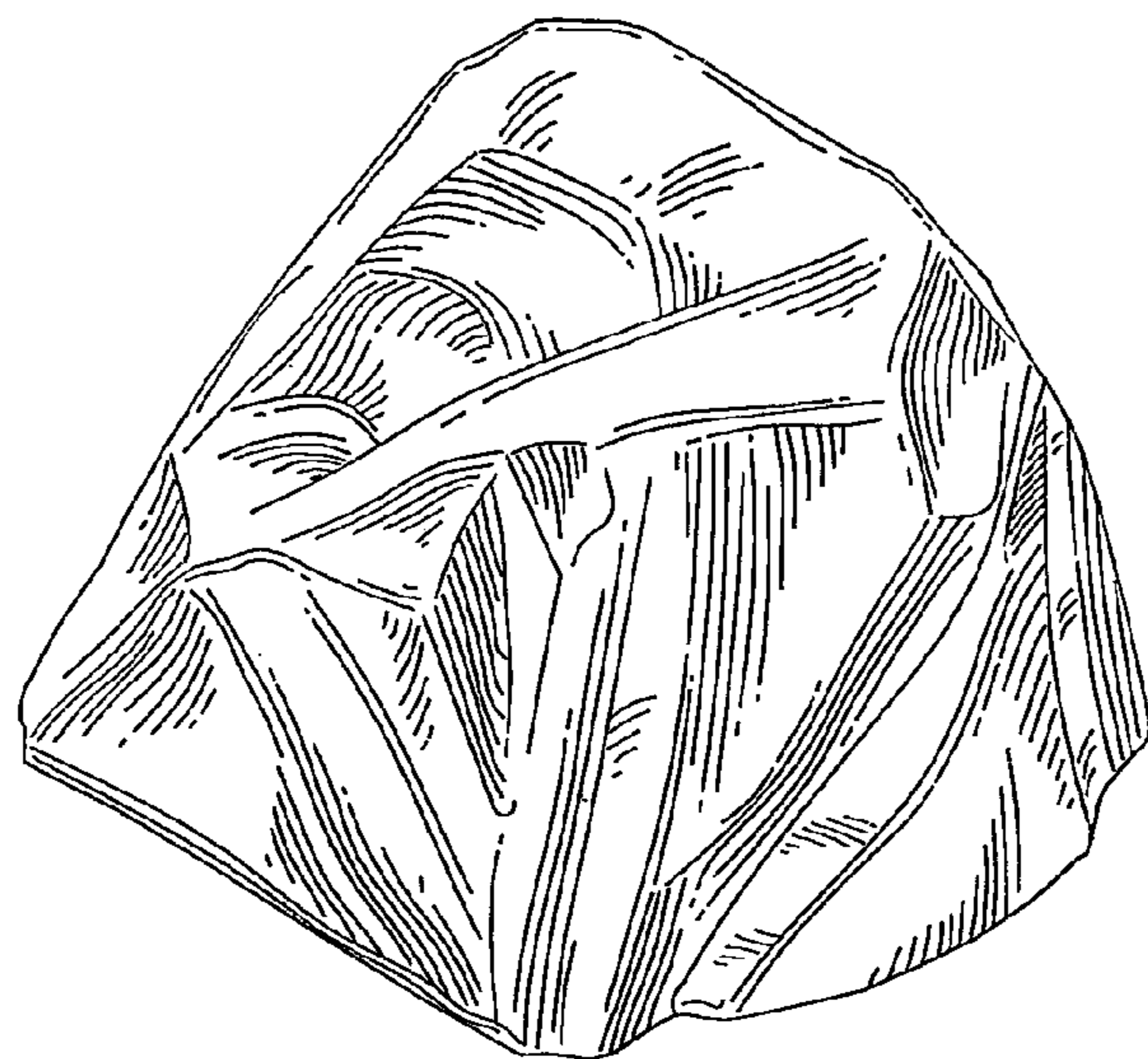


FIG. 7