

US00D678459S

(12) **United States Design Patent**  
**Hirata**

(10) **Patent No.:** **US D678,459 S**  
(45) **Date of Patent:** **\*\* Mar. 19, 2013**

- (54) **FISHING LURE**
  - (75) Inventor: **Yoshihisa Hirata**, Osaka (JP)
  - (73) Assignee: **Hirata Shoji Co., Ltd.**, Osaka (JP)
  - (\*\*) Term: **14 Years**
  - (21) Appl. No.: **29/408,096**
  - (22) Filed: **Dec. 7, 2011**
  - (51) **LOC (9) Cl.** ..... **22-05**
  - (52) **U.S. Cl.** ..... **D22/126**
  - (58) **Field of Classification Search** ..... D22/126-134;  
43/42.2, 42.11, 42.13, 42.14, 42.27, 42.28,  
43/42.31, 42.51, 42.74, 42.36, 43.13, 42.06,  
43/42.49, 42.19, 44.83; 24/598.1, 601.1,  
24/601.3, 908
- See application file for complete search history.

- D299,376 S \* 1/1989 Burrows ..... D22/129
- D304,969 S \* 12/1989 Holzman ..... D22/129
- 5,113,616 A \* 5/1992 McManus ..... 43/44.83
- D430,261 S \* 8/2000 Yong-Set ..... D22/134
- D450,368 S \* 11/2001 Lummis ..... D22/129
- D452,548 S \* 12/2001 Bambacigno ..... D22/126
- D536,763 S \* 2/2007 Friedrichs ..... D22/134

\* cited by examiner

*Primary Examiner* — Catheri Oliver-Garcia

(74) *Attorney, Agent, or Firm* — Robert P. Michal; Lucas & Mercanti, LLP

(57) **CLAIM**

The ornamental design for a fishing lure, shown and described.

**DESCRIPTION**

FIG. 1 is a left side view of the fishing lure showing my new design;

FIG. 2 is a right side view thereof;

FIG. 3 is a rear view thereof;

FIG. 4 is a front view thereof;

FIG. 5 is a top view thereof; and,

FIG. 6 is a bottom view thereof.

The broken lines shown in the figures form no part of the claimed design.

**1 Claim, 6 Drawing Sheets**

(56) **References Cited**

U.S. PATENT DOCUMENTS

- 1,698,193 A \* 1/1929 Geer ..... 43/42.19
- 2,315,295 A \* 3/1943 Stogermayr ..... 43/42.74
- 3,135,065 A \* 6/1964 Cromoga ..... 43/43.13
- 3,226,874 A \* 1/1966 Boyd ..... 43/42.06
- 3,277,549 A \* 10/1966 Bradshaw ..... 24/601.1
- D225,324 S \* 12/1972 Royal ..... D22/126
- 4,611,422 A \* 9/1986 Hampton ..... 43/42.36






FIG. 1




FIG. 2

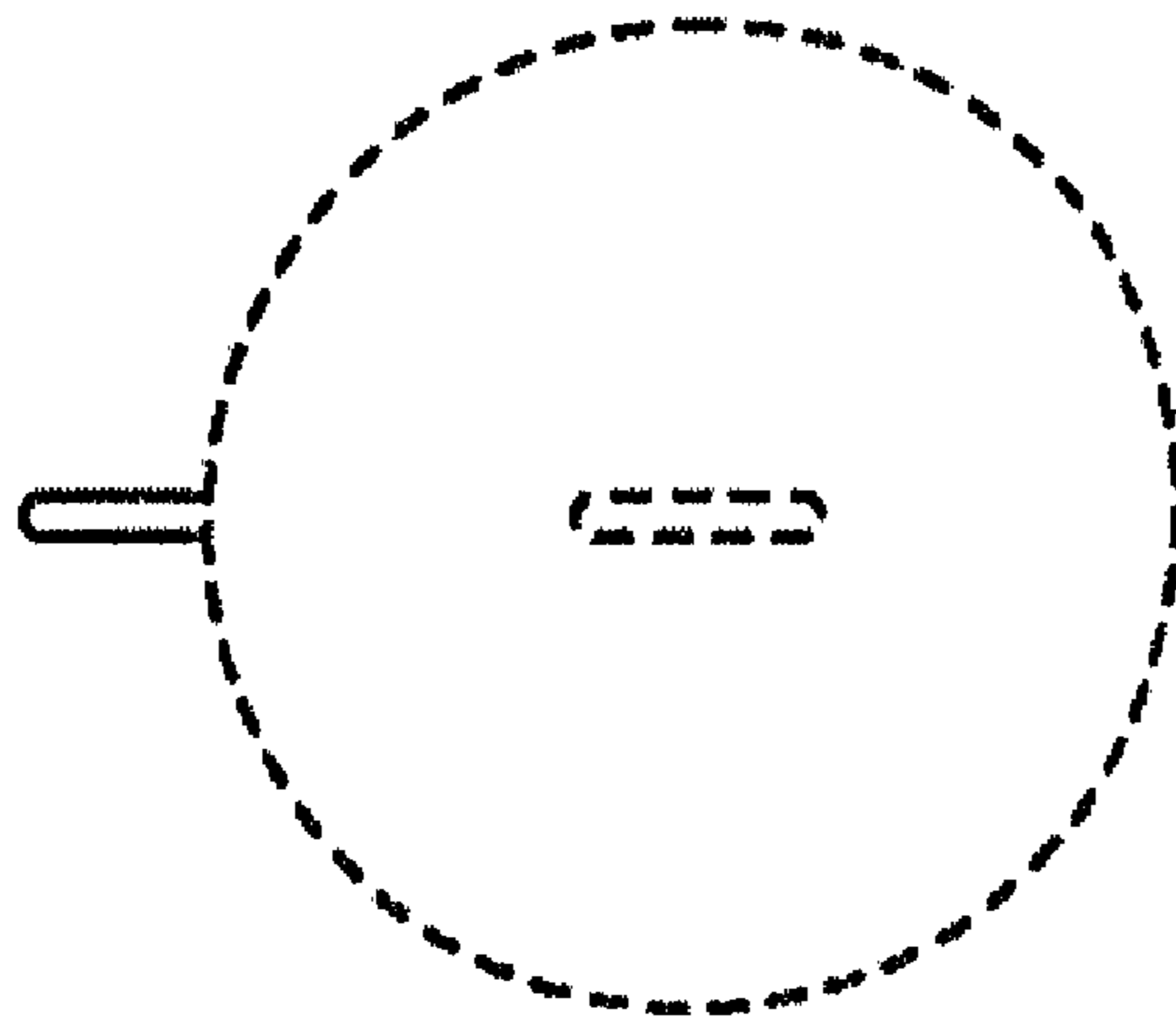


FIG. 3

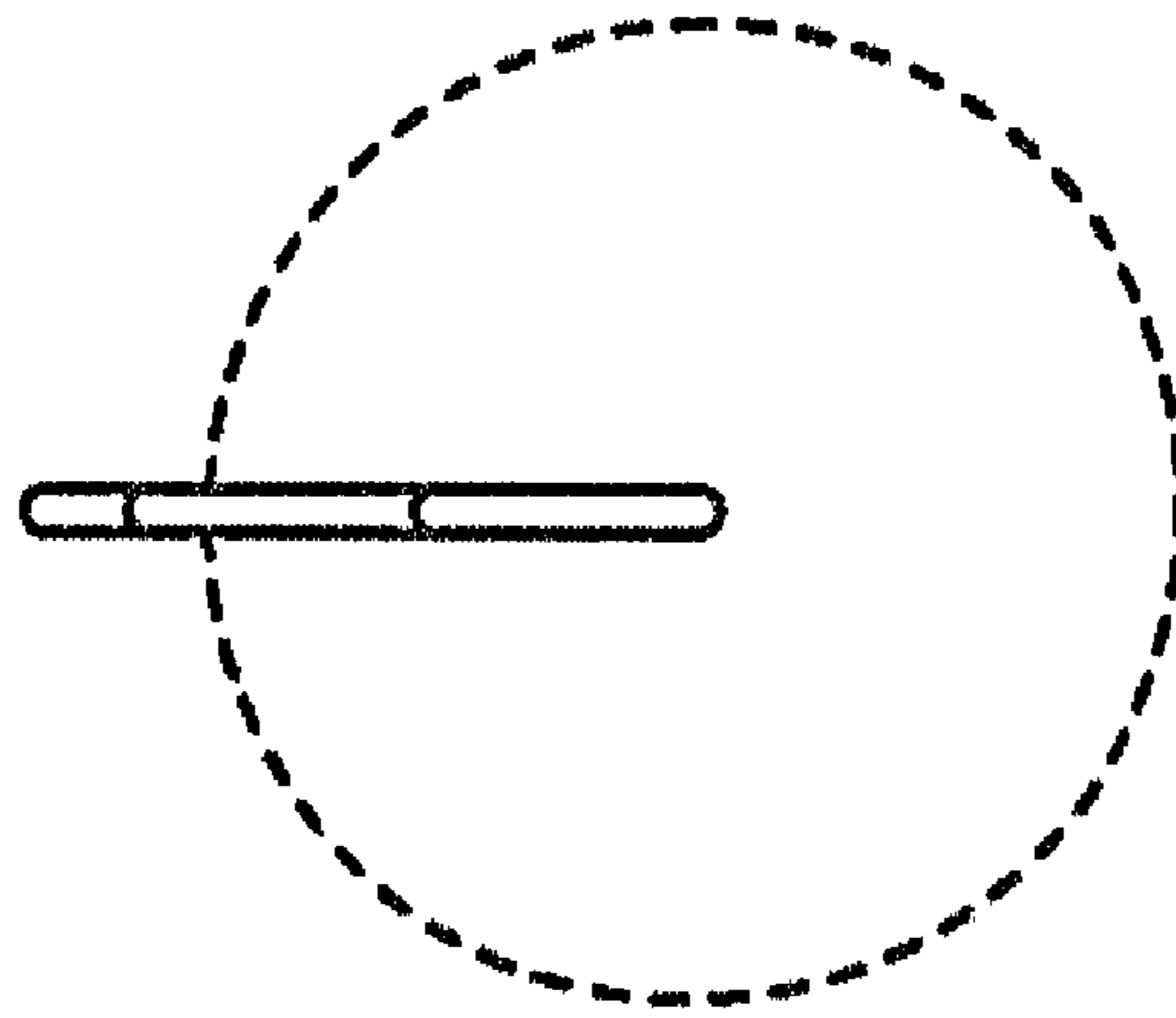


FIG. 4




FIG. 5




FIG. 6