



US00D678458S

(12) **United States Design Patent**
Hirata

(10) **Patent No.:** **US D678,458 S**
(45) **Date of Patent:** **** Mar. 19, 2013**

- (54) **FISHING LURE**
 - (75) Inventor: **Yoshihisa Hirata**, Osaka (JP)
 - (73) Assignee: **Hirata Shoji Co., Ltd.**, Osaka (JP)
 - (**) Term: **14 Years**
 - (21) Appl. No.: **29/408,018**
 - (22) Filed: **Dec. 6, 2011**
 - (51) **LOC (9) Cl.** **22-05**
 - (52) **U.S. Cl.** **D22/126**
 - (58) **Field of Classification Search** D22/126-134;
43/42.2, 42.11, 42.13, 42.14, 42.27, 42.28,
43/42.31, 42.51, 42.49, 42.19, 42.74, 42.36,
43/43.13, 42.06, 44.83; 24/601.1, 601.3,
24/598.1, 908
- See application file for complete search history.

- D299,376 S * 1/1989 Burrows D22/129
- D304,969 S * 12/1989 Holzman D22/129
- 5,113,616 A * 5/1992 McManus 43/44.83
- D430,261 S * 8/2000 Yong-Set D22/134
- D450,368 S * 11/2001 Lummis D22/129
- D452,548 S * 12/2001 Bambacigno D22/126
- D536,763 S * 2/2007 Friedrichs D22/134

* cited by examiner

Primary Examiner — Catheri Oliver-Garcia

(74) *Attorney, Agent, or Firm* — Robert P. Michal; Lucas & Mercanti, LLP

(57) **CLAIM**

The ornamental design for a fishing lure, shown and described.

DESCRIPTION

FIG. 1 is a left side view of the fishing lure showing my new design;

FIG. 2 is a right side view thereof;

FIG. 3 is a rear view thereof;

FIG. 4 is a front view thereof;

FIG. 5 is a top view thereof; and,

FIG. 6 is a bottom view thereof.

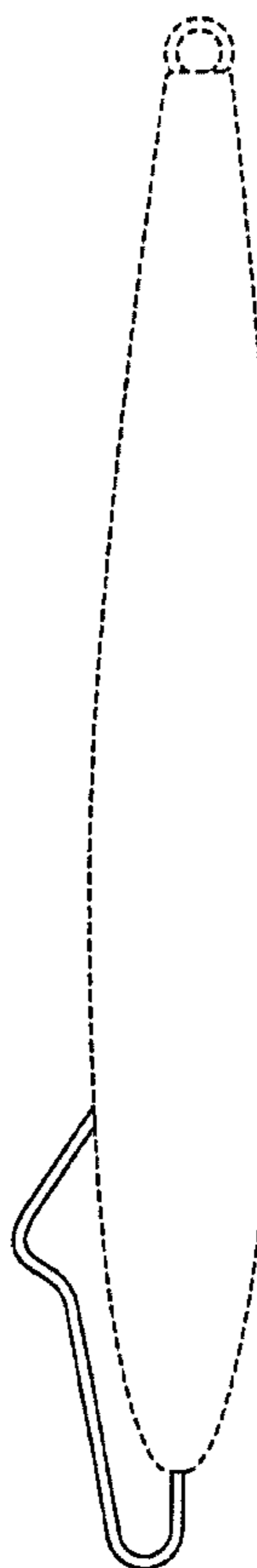
The broken lines shown in the figures form no part of the claimed design.

(56) **References Cited**

U.S. PATENT DOCUMENTS

- 1,698,193 A * 1/1929 Geer D22/129
- 2,315,295 A * 3/1943 Stogermayr 43/42.74
- 3,135,065 A * 6/1964 Cromoga 43/43.13
- 3,226,874 A * 1/1966 Boyd 43/42.06
- 3,277,549 A * 10/1966 Bradshaw 24/601.1
- D225,324 S * 12/1972 Royal D22/126
- 4,611,422 A * 9/1986 Hampton 43/42.36

1 Claim, 6 Drawing Sheets






FIG. 1




FIG. 2

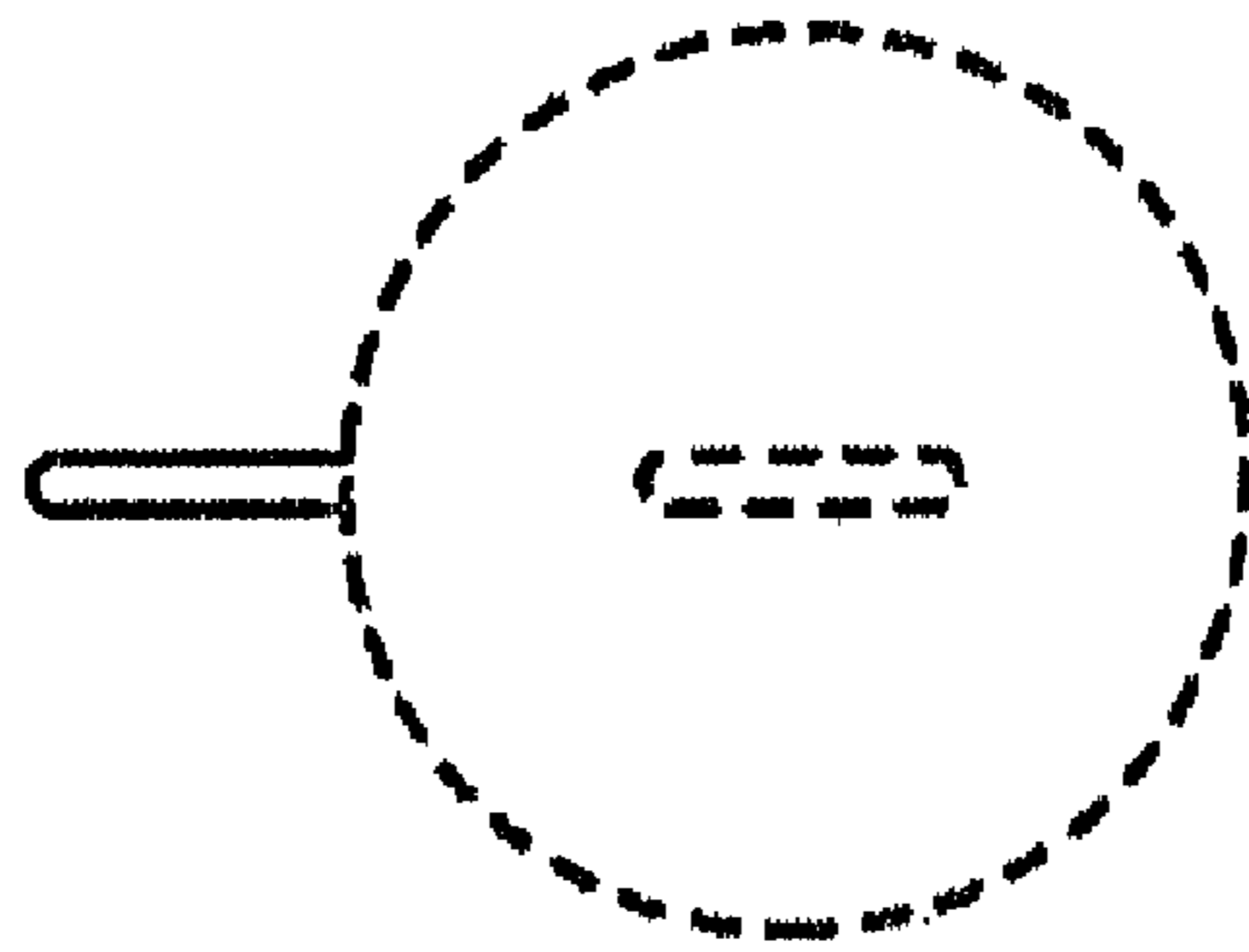


FIG. 3

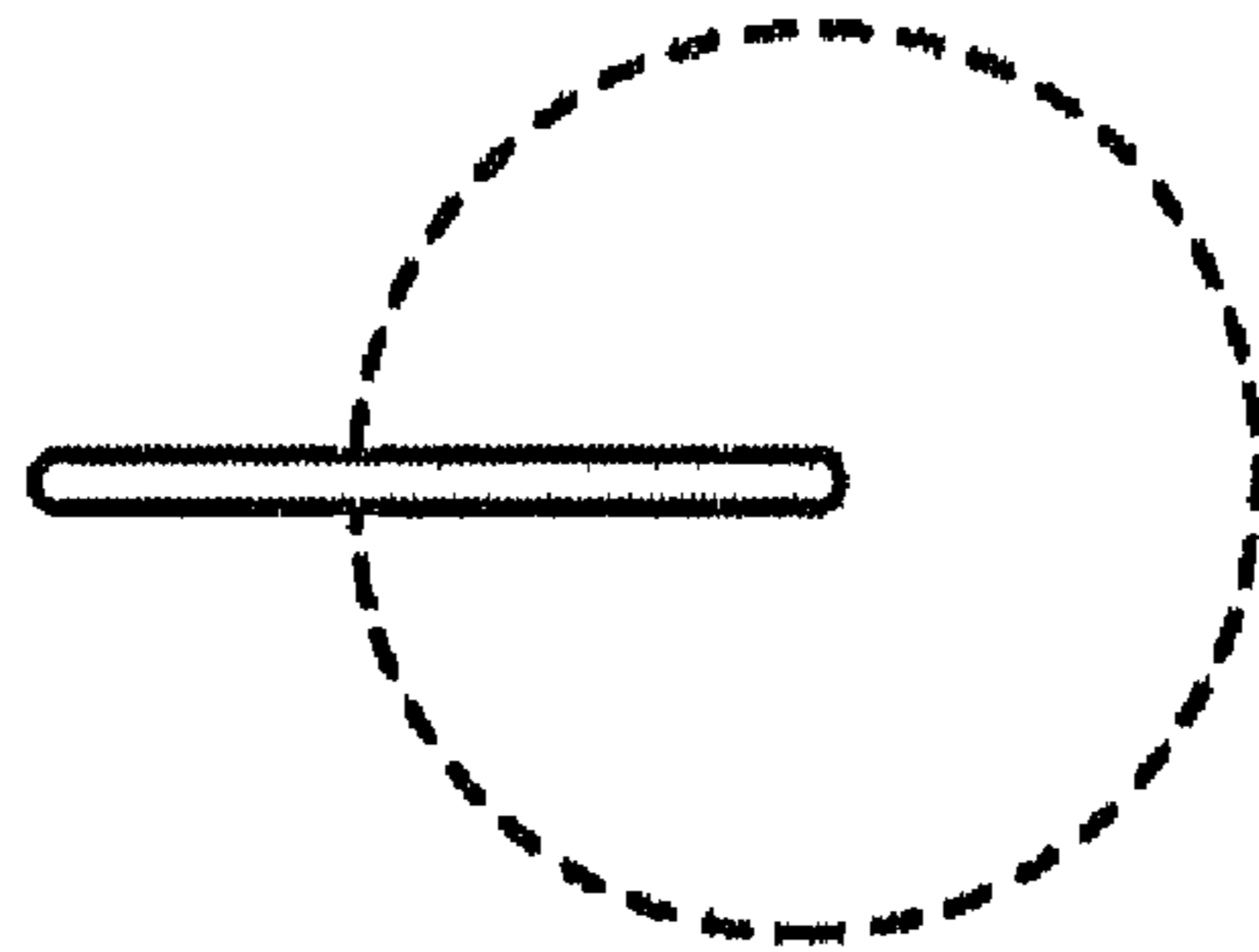


FIG. 4




FIG. 5




FIG. 6