



US00D678456S

(12) **United States Design Patent**
Carson

(10) **Patent No.:** **US D678,456 S**
(45) **Date of Patent:** **** Mar. 19, 2013**

- (54) **PORTION OF FOLDING KNIFE**
- (75) Inventor: **Harold Carson**, Vine Grove, KY (US)
- (73) Assignee: **GB II Corporation**, Tualatin, OR (US)
- (**) Term: **14 Years**
- (21) Appl. No.: **29/410,241**
- (22) Filed: **Jan. 5, 2012**
- (51) **LOC (9) Cl.** **22-02**
- (52) **U.S. Cl.** **D22/118**
- (58) **Field of Classification Search** D22/117-120;
D8/81, 95-98, 105; 30/294, 314, 353, 304
See application file for complete search history.

7,028,874	B2	4/2006	Lin	
D520,840	S	5/2006	Bhavnani	
7,051,391	B2	5/2006	Wang	
7,188,969	B2	3/2007	Uke et al.	
D561,295	S *	2/2008	Taylor	D22/118
D570,180	S	6/2008	Onion et al.	
D571,180	S	6/2008	Marshall	
D575,613	S	8/2008	Jennings	
D577,562	S	9/2008	Lin et al.	
7,437,822	B2	10/2008	Flagg et al.	
D595,105	S	6/2009	White	
7,743,512	B1 *	6/2010	Whittemore	30/304
D642,444	S	8/2011	Kommer	
D657,435	S *	4/2012	Wilke	D22/118
2004/0050608	A1	3/2004	MacDougall	
2005/0193564	A1	9/2005	Trbovich, Jr.	
2007/0044322	A1	3/2007	Trbovich et al.	
2009/0173198	A1	7/2009	Chiappa	

* cited by examiner

(56) **References Cited**

U.S. PATENT DOCUMENTS

D152,727	S *	2/1949	Peterson	D22/118
3,605,268	A *	9/1971	Cassell, Sr.	30/294
4,009,905	A	3/1977	Bejeannin	
4,062,117	A	12/1977	Coleman	
4,134,206	A	1/1979	Beermann	
D290,334	S	6/1987	Reynolds, Jr.	
4,680,861	A	7/1987	Meurer	
D320,150	S	9/1991	Huang	
5,085,449	A	2/1992	Hudson	
D365,163	S	12/1995	Brogliato	
5,588,212	A	12/1996	Riihimaki	
5,590,471	A	1/1997	Wiezenenthal	
5,630,242	A	5/1997	Oginaezawa	
5,653,031	A	8/1997	Richter	
D385,771	S	11/1997	Chiang	
D403,452	S	12/1998	Kim	
D413,781	S	9/1999	Wong	
5,952,916	A	9/1999	Yamabe	
D417,130	S	11/1999	Hollinger	
D420,269	S	2/2000	Ben-Moshe	
D459,190	S	6/2002	Chen	
D470,030	S	2/2003	Swier	
D472,444	S	4/2003	Gesheit	
D476,874	S	7/2003	Kim	
6,658,743	B2 *	12/2003	Dudley et al.	30/314
6,766,933	B1	7/2004	Wang	
D498,401	S	11/2004	Lin et al.	
D499,003	S	11/2004	Chiang	
D502,526	S *	3/2005	Rae	D22/118

Primary Examiner — Catheri Oliver-Garcia

(74) *Attorney, Agent, or Firm* — Klarquist Sparkman, LLP

(57) **CLAIM**

I claim the ornamental design for a portion of a folding knife, as shown and described.

DESCRIPTION

FIG. 1 is a perspective view of a portion of a folding knife, showing the blade of the knife in the closed position.

FIG. 2 is a left side elevation view of the portion of the folding knife of FIG. 1.

FIG. 3 is a top plan view of the portion of the folding knife of FIG. 1.

FIG. 4 is a rear elevation view of the portion of the folding knife of FIG. 1.

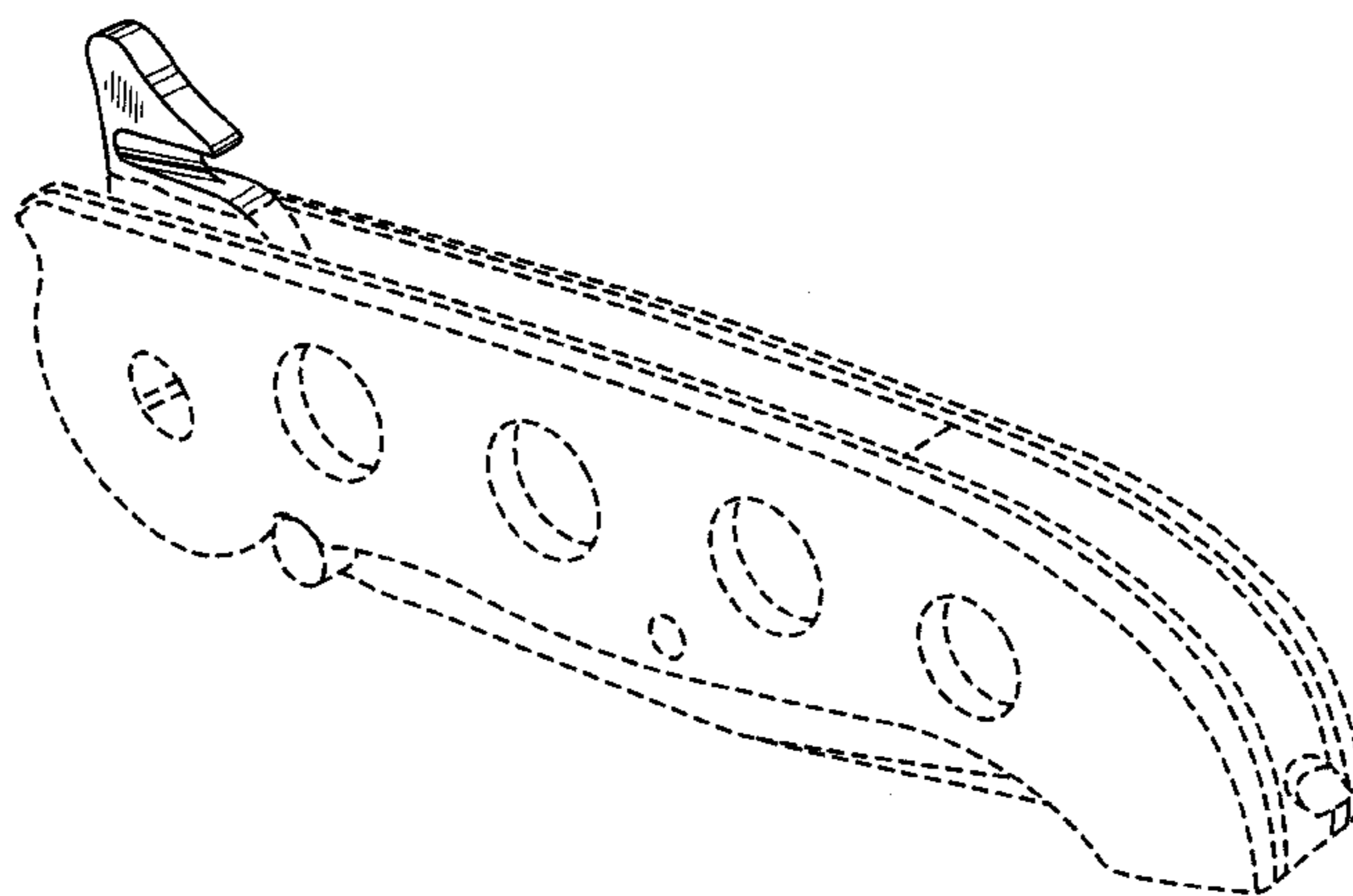
FIG. 5 is a front elevation view of the portion of the folding knife of FIG. 1.

FIG. 6 is a right side elevation view of the portion of the folding knife of FIG. 1, showing the blade in the open position; and,

FIG. 7 is a side elevation view of the portion of the folding knife of FIG. 1, showing the blade apart from the knife handle.

The broken lines in the drawings are for illustrative purposes only and form no part of the claimed design.

1 Claim, 2 Drawing Sheets



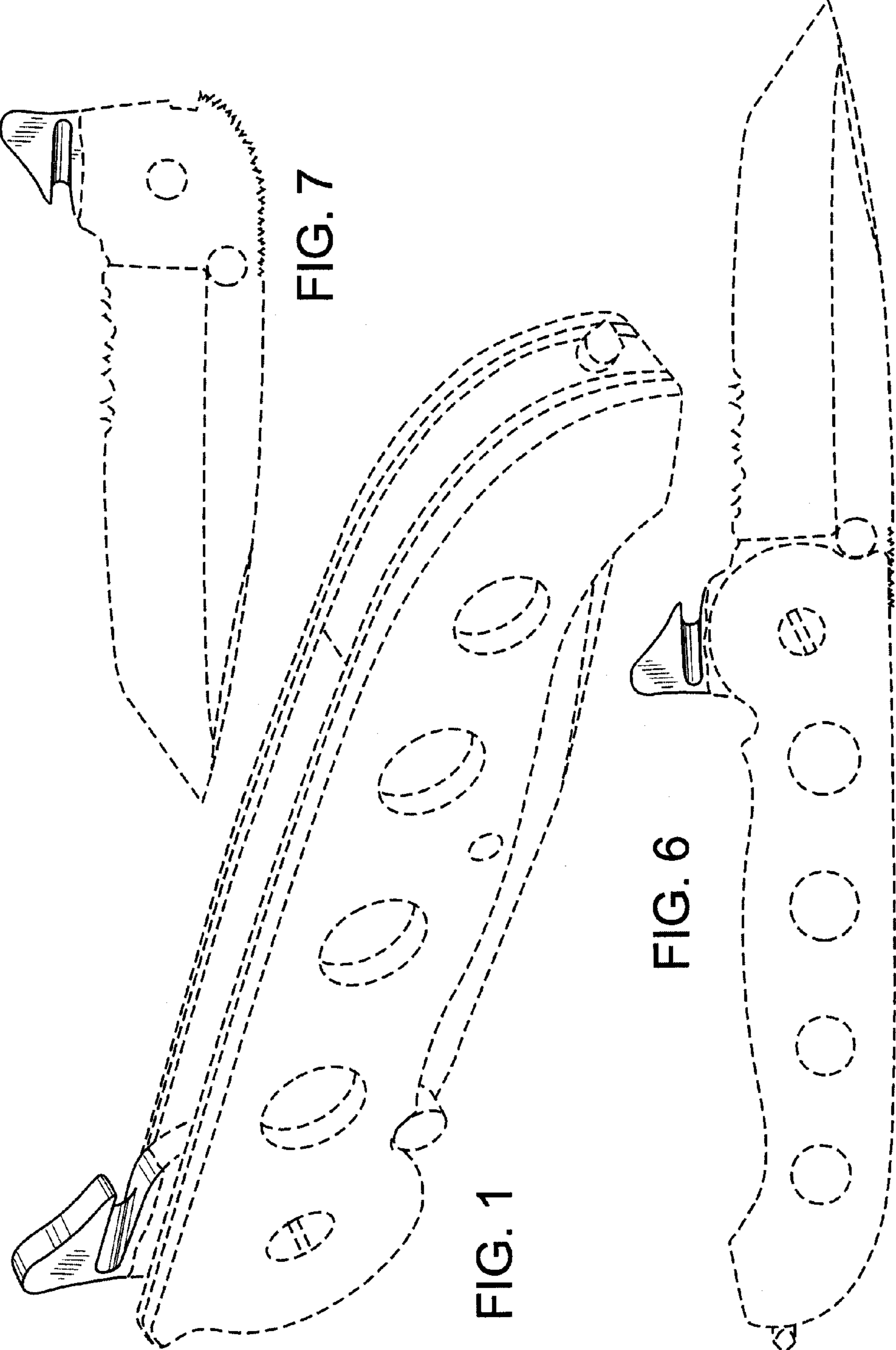


FIG. 7

FIG. 1

FIG. 6




FIG. 3

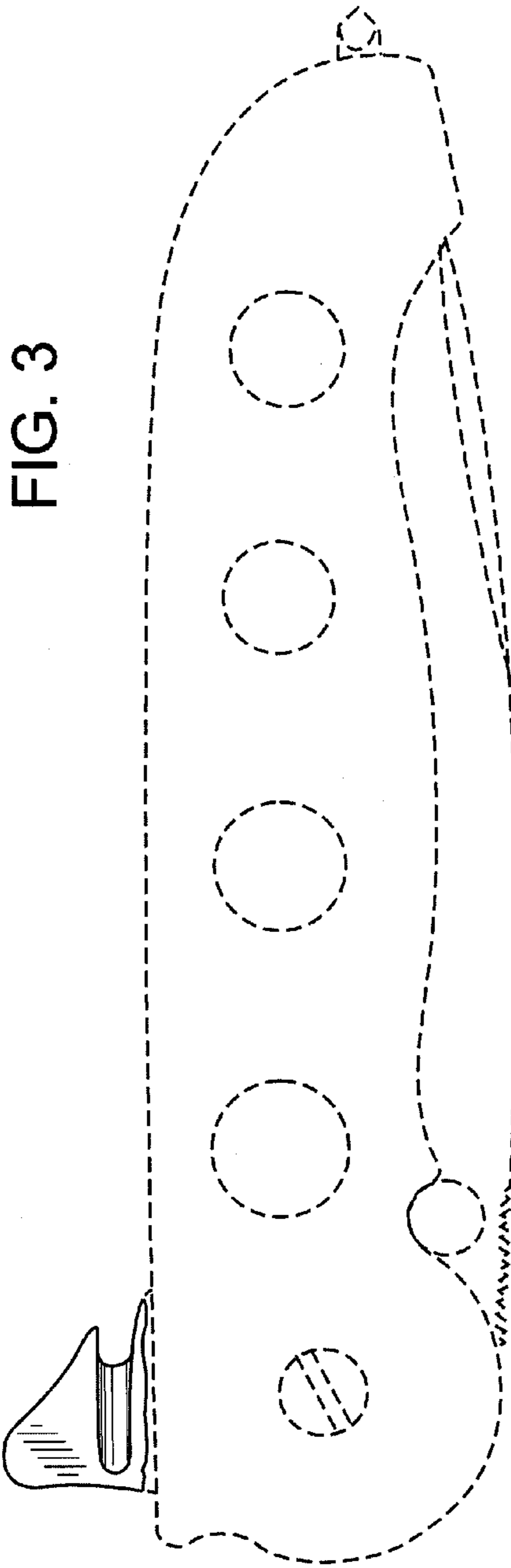


FIG. 2




FIG. 5




FIG. 4