



US00D678449S

(12) **United States Design Patent**
Rocco

(10) **Patent No.:** **US D678,449 S**

(45) **Date of Patent:** **** *Mar. 19, 2013**

(54) **NOVELTY BUTTON**

(76) **Inventor:** **Ed Rocco**, Jacksonville, FL (US)

(*) **Notice:** This patent is subject to a terminal disclaimer.

(**) **Term:** **14 Years**

(21) **Appl. No.:** **29/417,243**

(22) **Filed:** **Mar. 31, 2012**

(51) **LOC (9) Cl.** **21-03**

(52) **U.S. Cl.** **D21/812; D19/100**

(58) **Field of Classification Search** D21/722-724,
D21/791, 812, 405; D30/160; 119/702-711;
473/505, 514, 510; D19/100
See application file for complete search history.

(56) **References Cited**

U.S. PATENT DOCUMENTS

4,215,388	A *	7/1980	Reimann	362/104
4,302,017	A *	11/1981	Huqueriza	473/510
D282,380	S *	1/1986	King	D19/75
D305,022	S *	12/1989	Hallgren et al.	D13/171
D316,112	S *	4/1991	Windorski	D19/86
5,239,450	A *	8/1993	Wall	362/104
D350,999	S *	9/1994	Chen	D21/724
D424,640	S *	5/2000	Oblack	D21/722
D428,085	S *	7/2000	Kirch	D21/722
6,477,745	B2 *	11/2002	Strebl	24/3.12
D484,938	S *	1/2004	Tu	D21/789
D525,326	S *	7/2006	Green	D21/725

D525,670	S *	7/2006	Green	D21/725
D537,480	S *	2/2007	Sullivan	D19/100
D554,717	S *	11/2007	McKinnell	D21/722
D571,876	S *	6/2008	Perry-Smith	D21/722
D582,498	S *	12/2008	Austin	D21/791
D603,917	S *	11/2009	Riikonen	D21/722
D606,595	S *	12/2009	Levy et al.	D21/405
7,648,433	B1 *	1/2010	Huqueriza	473/510
D631,929	S *	2/2011	Doone et al.	D21/812
D653,723	S *	2/2012	Rocco	D21/812
D658,258	S *	4/2012	Rocco	D21/812
2002/0144885	A1	10/2002	Ushimaru		
2005/0016823	A1	1/2005	Ali		

* cited by examiner

Primary Examiner — Mitchell Siegel

(74) *Attorney, Agent, or Firm* — QuickPatents; Kevin Prince

(57) **CLAIM**

I claim the ornamental design for a novelty button, as shown and described.

DESCRIPTION

FIG. 1 is a perspective view of a novelty button, showing my new design;

FIG. 2 is a top plan view thereof;

FIG. 3 is a left-side elevational view thereof;

FIG. 4 is a front elevational view thereof;

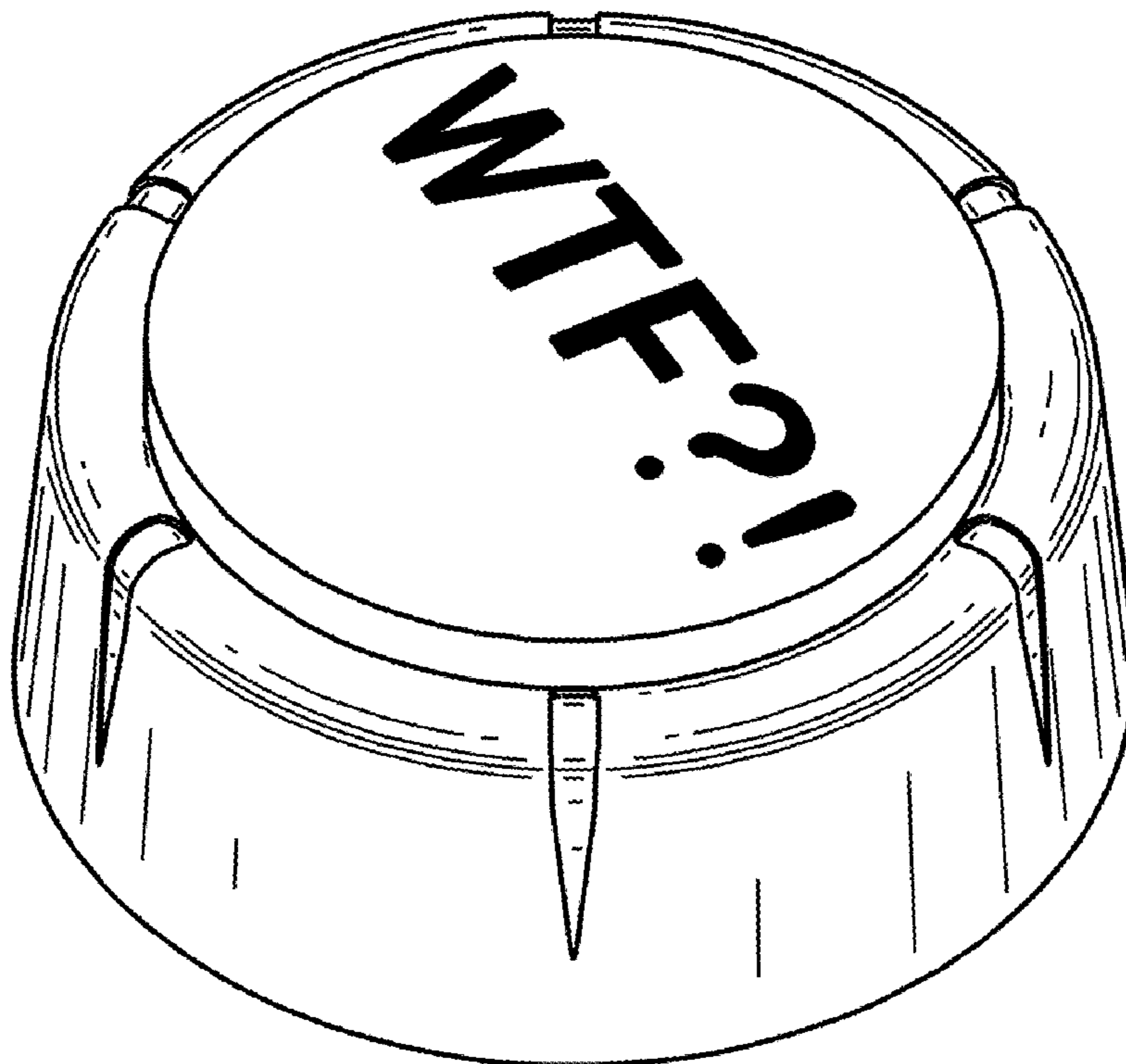
FIG. 5 is a right-side elevational view thereof;

FIG. 6 is a rear elevational view thereof; and,

FIG. 7 is a bottom plan view thereof.

The broken lines showing a speaker grill and battery compartment in FIG. 7 form no part of the claimed design.

1 Claim, 3 Drawing Sheets



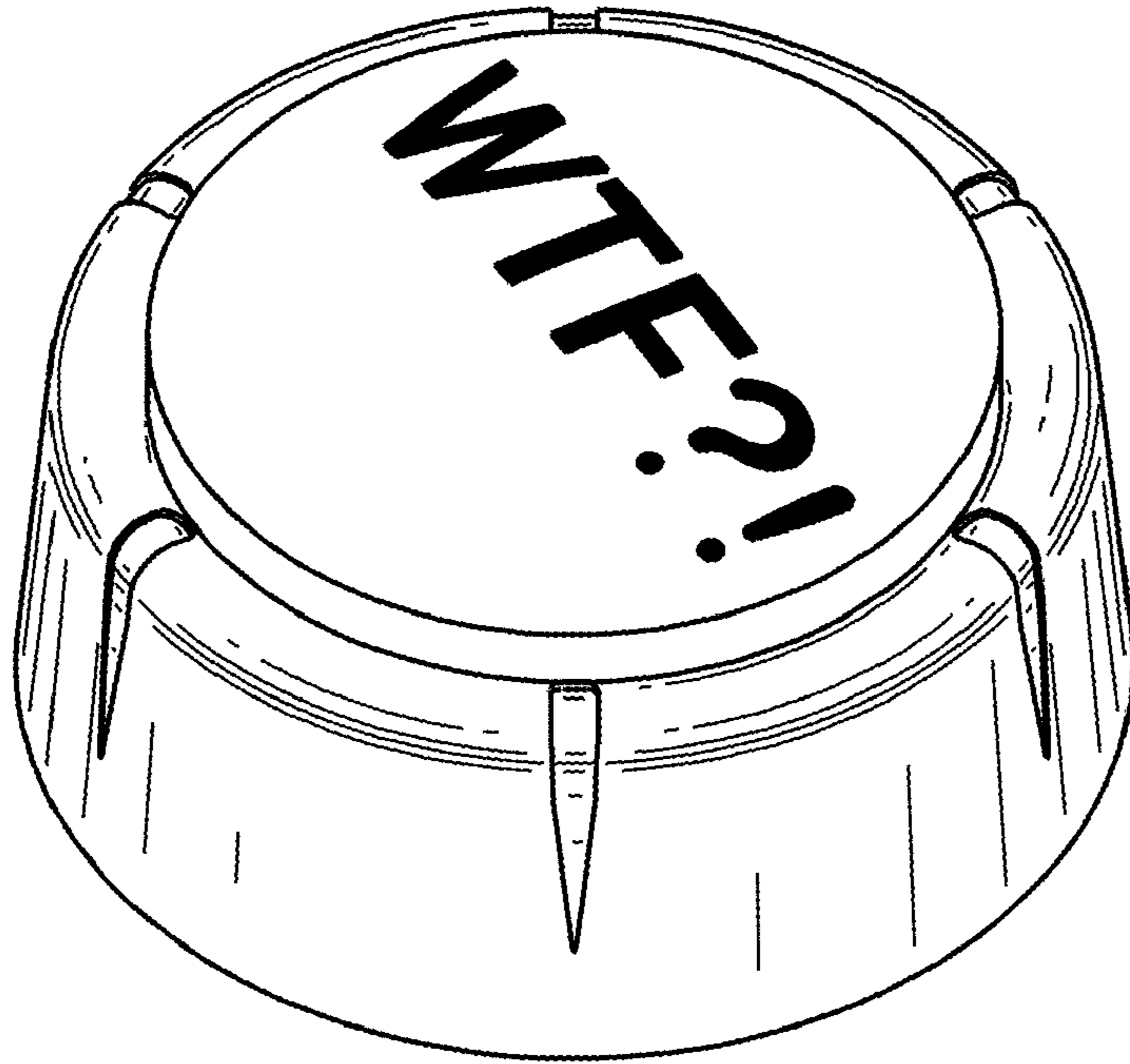


FIG. 1

FIG. 2




FIG. 3




FIG. 4

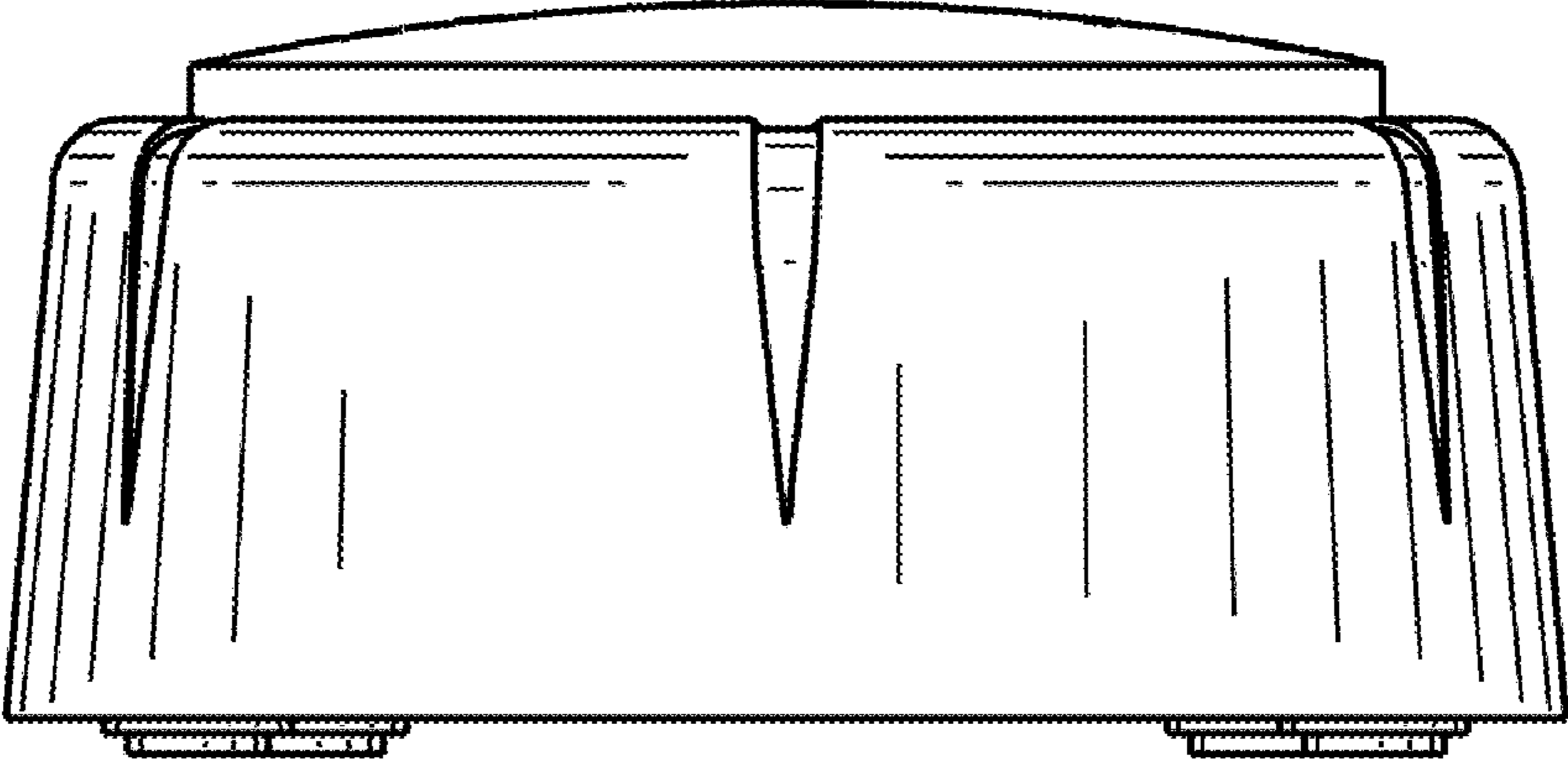


FIG. 5




FIG. 6

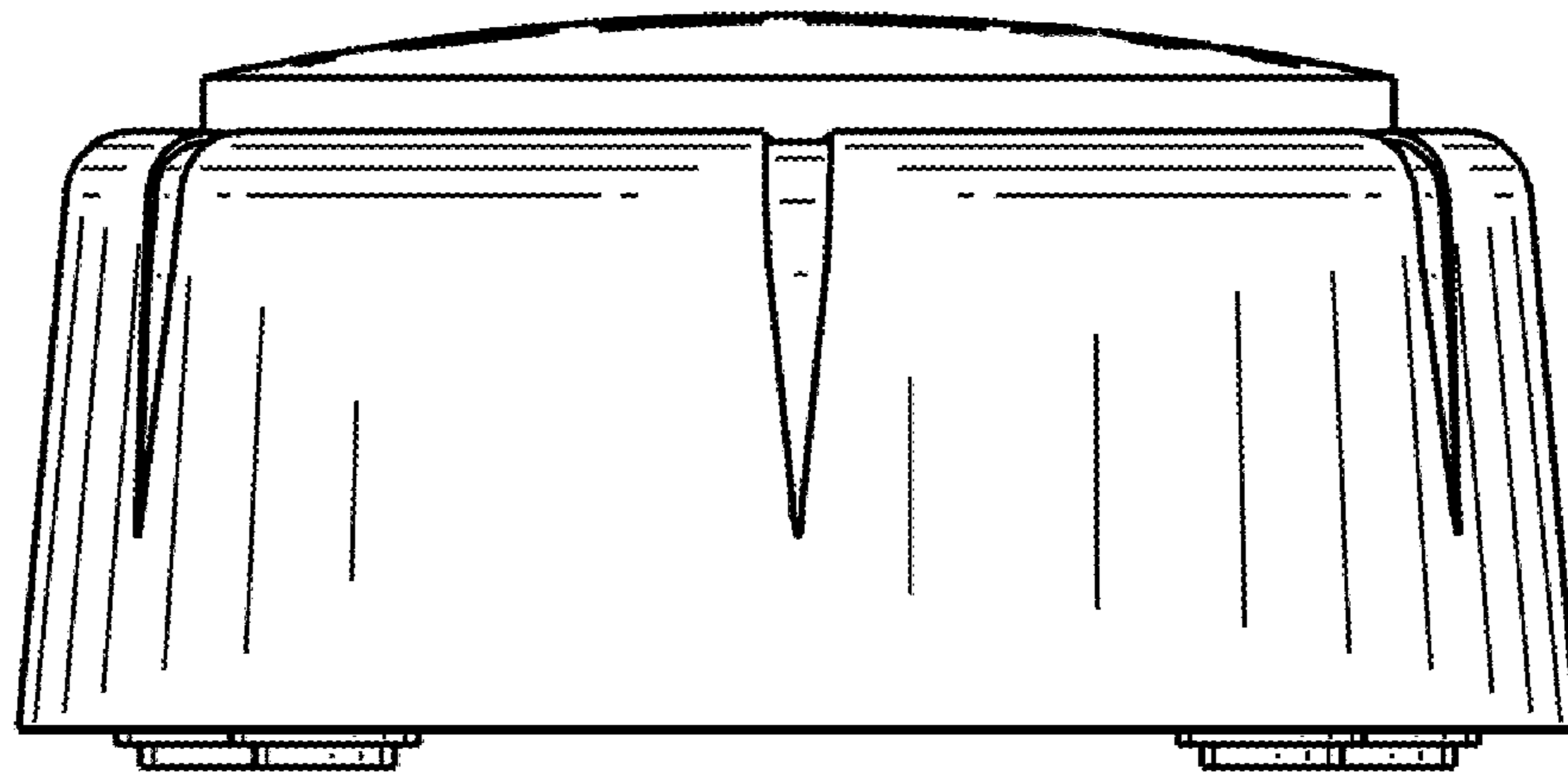


FIG. 7

