



US00D678444S

(12) **United States Design Patent**  
**Jordan**

(10) **Patent No.:** **US D678,444 S**  
(45) **Date of Patent:** **\*\* Mar. 19, 2013**

(54) **FOOTBALL TRAINING DUMMY**

(76) Inventor: **Ronald Pearce Jordan**, Seneca, SC  
(US)

(\*\*) Term: **14 Years**

(21) Appl. No.: **29/409,046**

(22) Filed: **Dec. 20, 2011**

(51) **LOC (9) Cl.** ..... **21-02**

(52) **U.S. Cl.** ..... **D21/788**

(58) **Field of Classification Search** ..... D21/662,  
D21/675, 680, 683, 694, 698, 787, 788, 798,  
D21/800; D20/31, 32; 473/415-504; 482/14,  
482/51, 83-90, 92-94, 110, 121, 122, 129,  
482/131, 132, 135, 138, 139; 434/247, 251,  
434/255, 256, 257; 223/66, 67, 68, 120  
See application file for complete search history.

(56) **References Cited**

**U.S. PATENT DOCUMENTS**

750,593	A *	1/1904	Cady	73/379.04
3,216,724	A *	11/1965	Williams	473/445
3,416,795	A *	12/1968	Lewis et al.	473/444
3,827,690	A *	8/1974	Rogers	473/445
D239,849	S *	5/1976	Kopp	D21/788
4,239,236	A *	12/1980	Parham et al.	273/403
5,090,696	A *	2/1992	Forrest, Sr.	473/444
5,385,523	A *	1/1995	Forrest	473/445
6,258,013	B1 *	7/2001	Dabney	482/83
6,599,206	B1 *	7/2003	Forrest et al.	473/441
6,942,585	B1 *	9/2005	Krause	473/445
6,988,965	B2 *	1/2006	Krause	473/445
7,056,238	B1 *	6/2006	Brown	473/444
7,147,579	B2 *	12/2006	Forrest	473/441
D550,790	S *	9/2007	Staten	D21/694

7,794,337	B2 *	9/2010	Gamboa	473/441
8,002,649	B2 *	8/2011	Forrest, Sr.	473/445
2008/0008984	A1 *	1/2008	McDonald	434/247
2008/0026918	A1 *	1/2008	Lemke et al.	482/87
2011/0152014	A1 *	6/2011	Staten et al.	473/445

**FOREIGN PATENT DOCUMENTS**

EM	000952478-0001	*	7/2008
FR	053783-001	*	1/2006
GB	2006418	*	1/1991

**OTHER PUBLICATIONS**

GIS Greg Larson Sports 2002 Full Line Catalog: 1) pp. 214 & 215—"Man" and "T" sled pads shown on right hand side of page; 2) p. 216—item Nos. HD-104, HD-130 & HD-800.\*

\* cited by examiner

*Primary Examiner* — Catherine Tuttle

(74) *Attorney, Agent, or Firm* — Shumaker, Loop & Kendrick, LLP


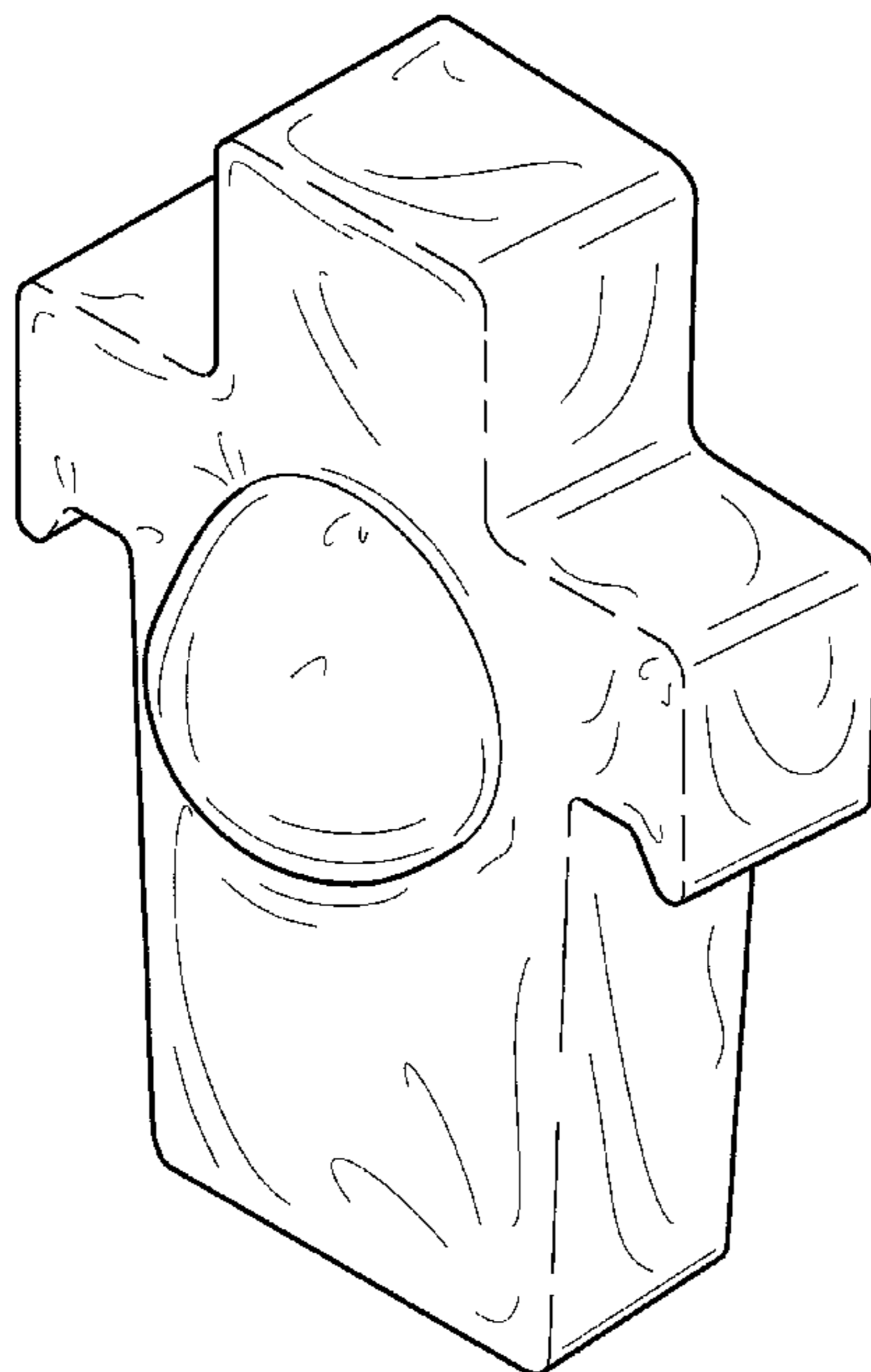
(57) **CLAIM**

The ornamental design for a football training dummy, as shown and described.

**DESCRIPTION**

FIG. 1 is a front, top and right side perspective view of a football training dummy showing my new design; FIG. 2 is a back, top and right side perspective view thereof; FIG. 3 is a front elevation view thereof; FIG. 4 is a back elevation view thereof; FIG. 5 is a right side elevation view thereof; FIG. 6 is a left side elevation view thereof; FIG. 7 is a top view thereof; and, FIG. 8 is a bottom view thereof.

**1 Claim, 6 Drawing Sheets**



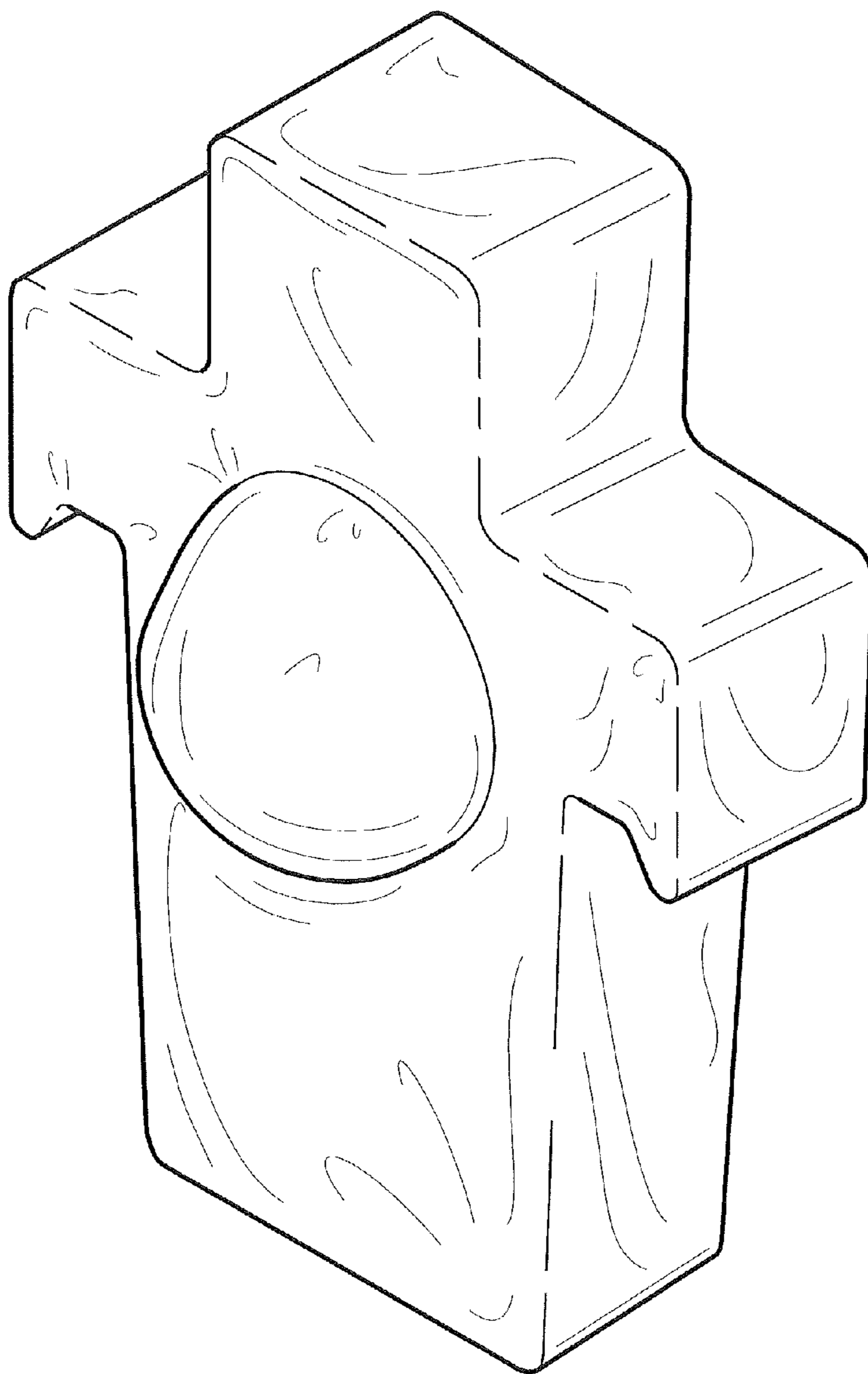


Fig. 1

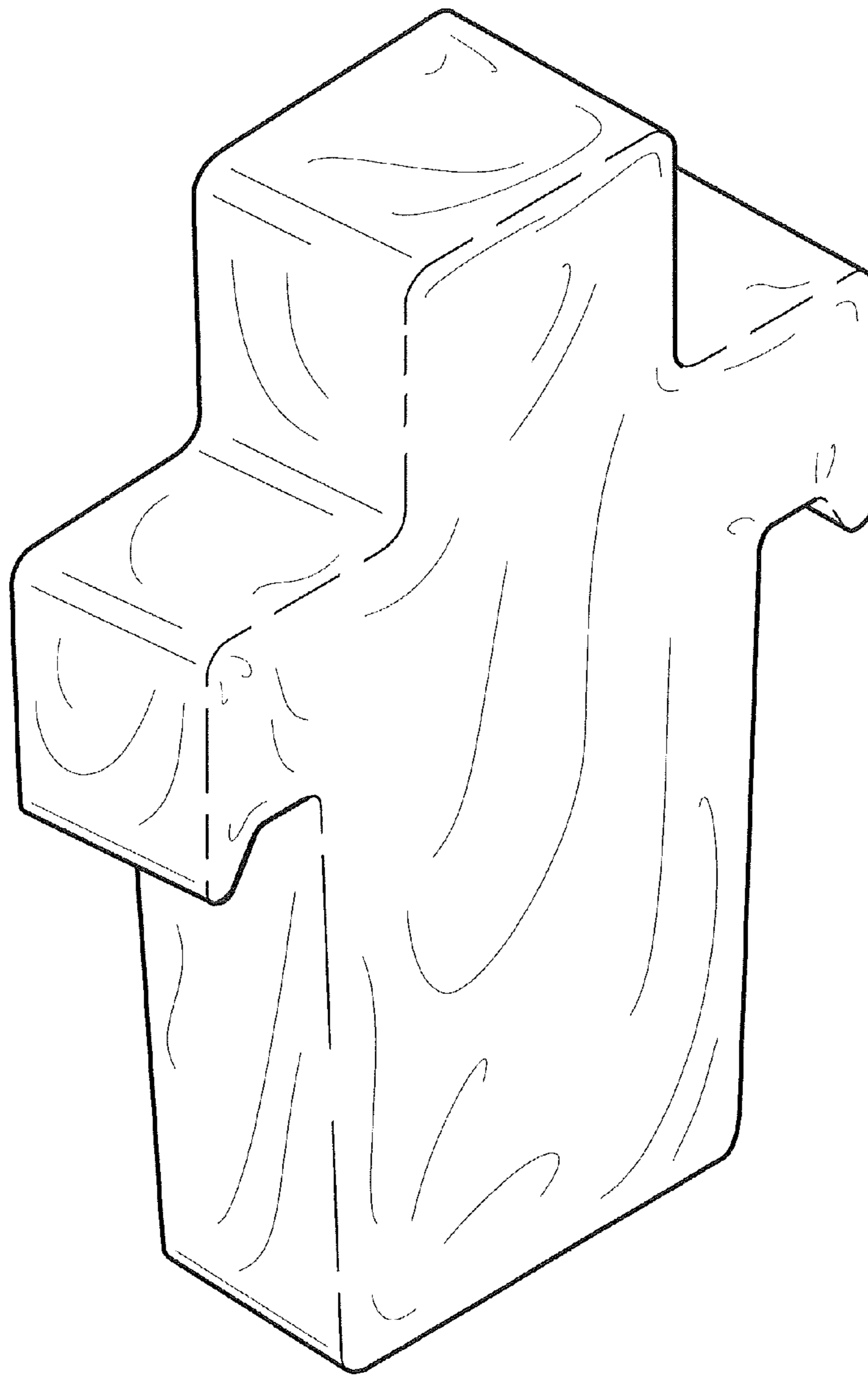


Fig. 2

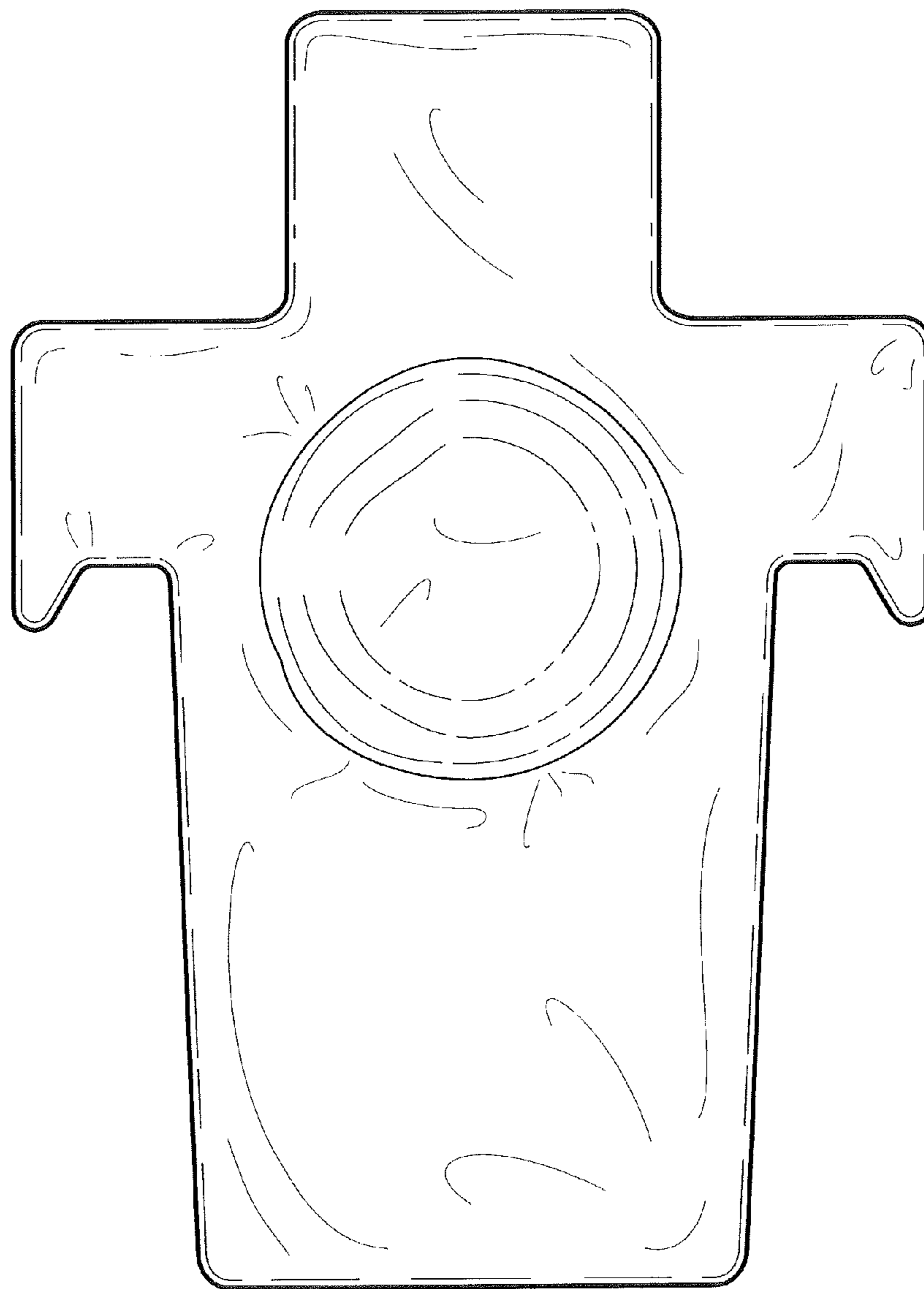


Fig. 3

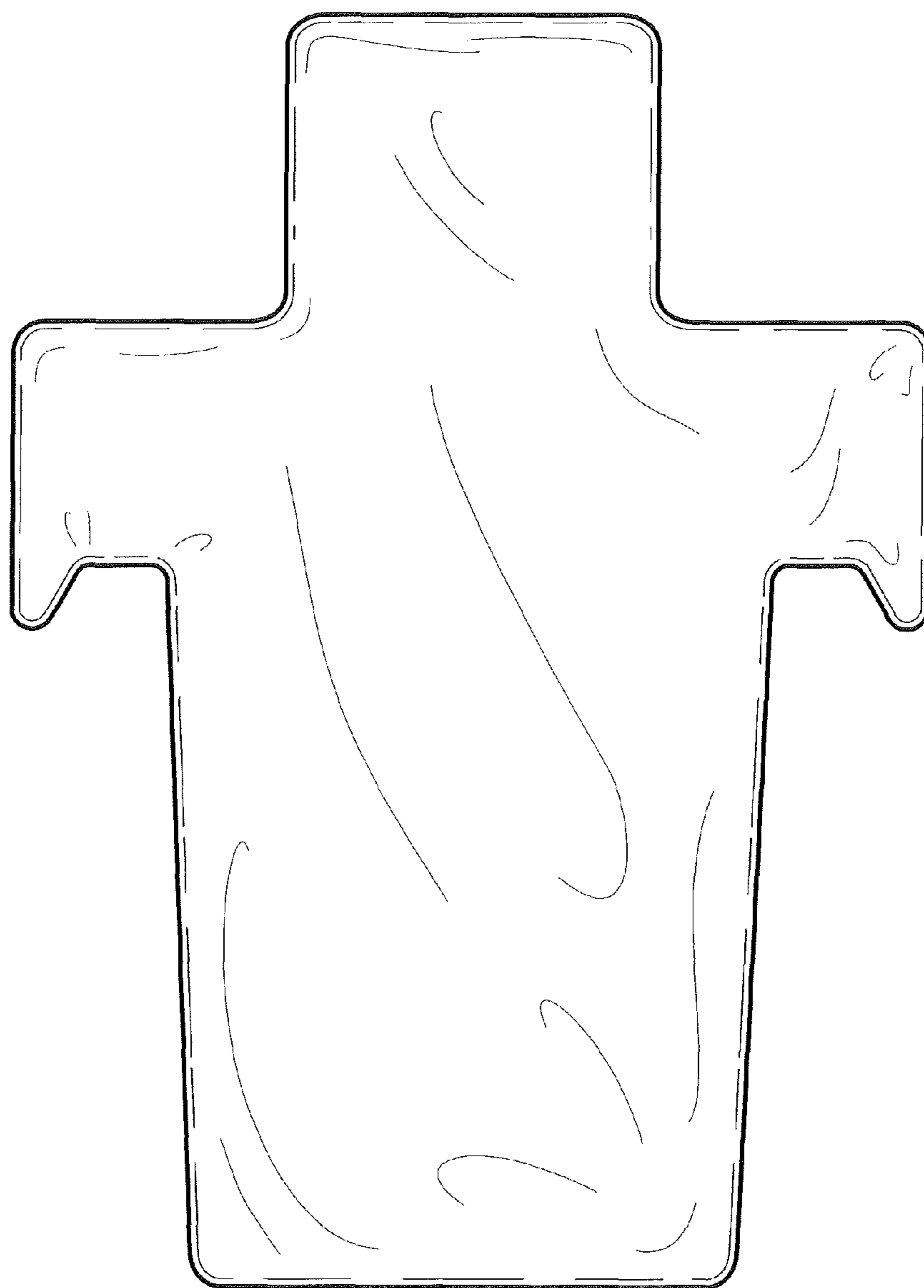


Fig. 4

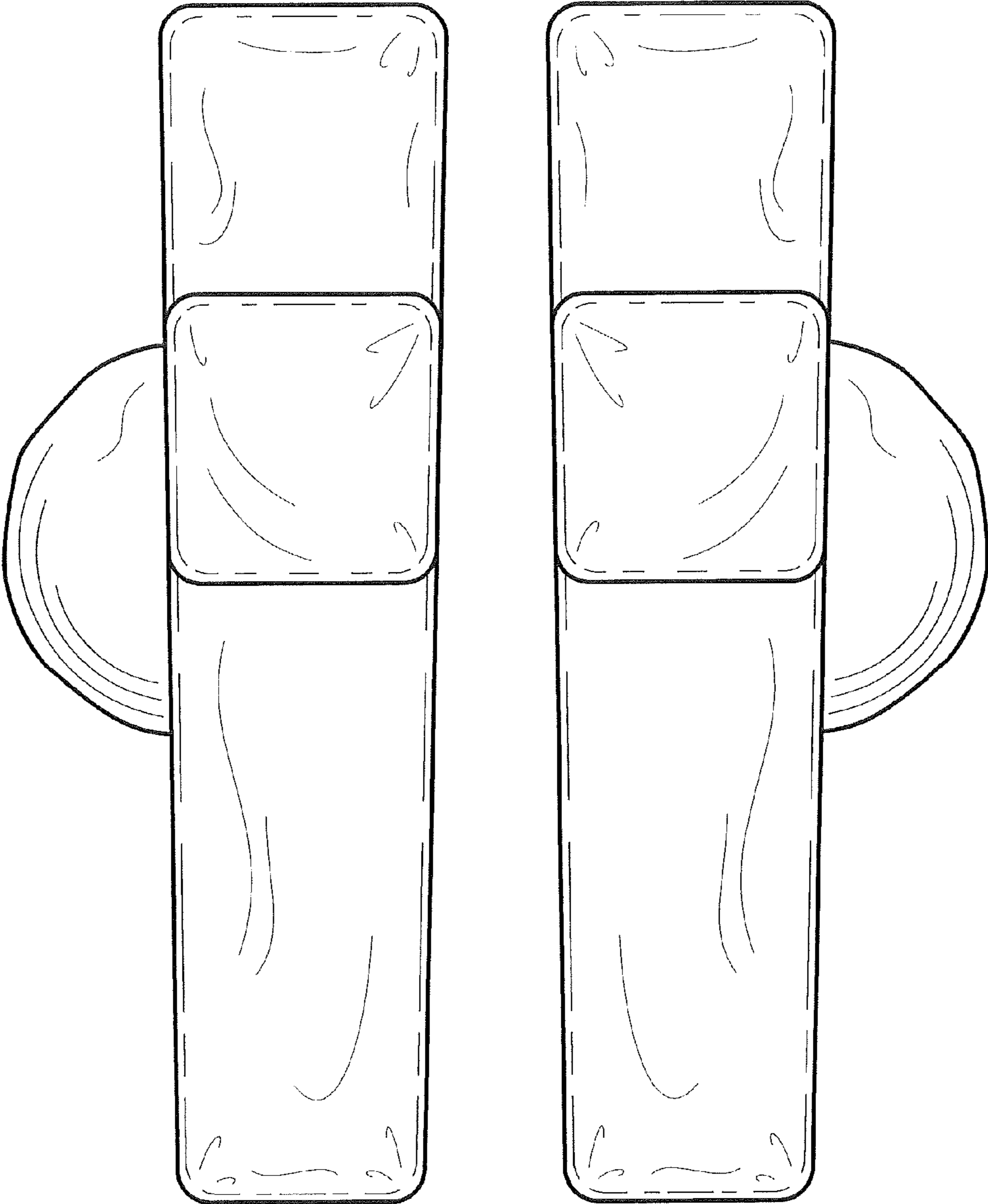


Fig. 5

Fig. 6

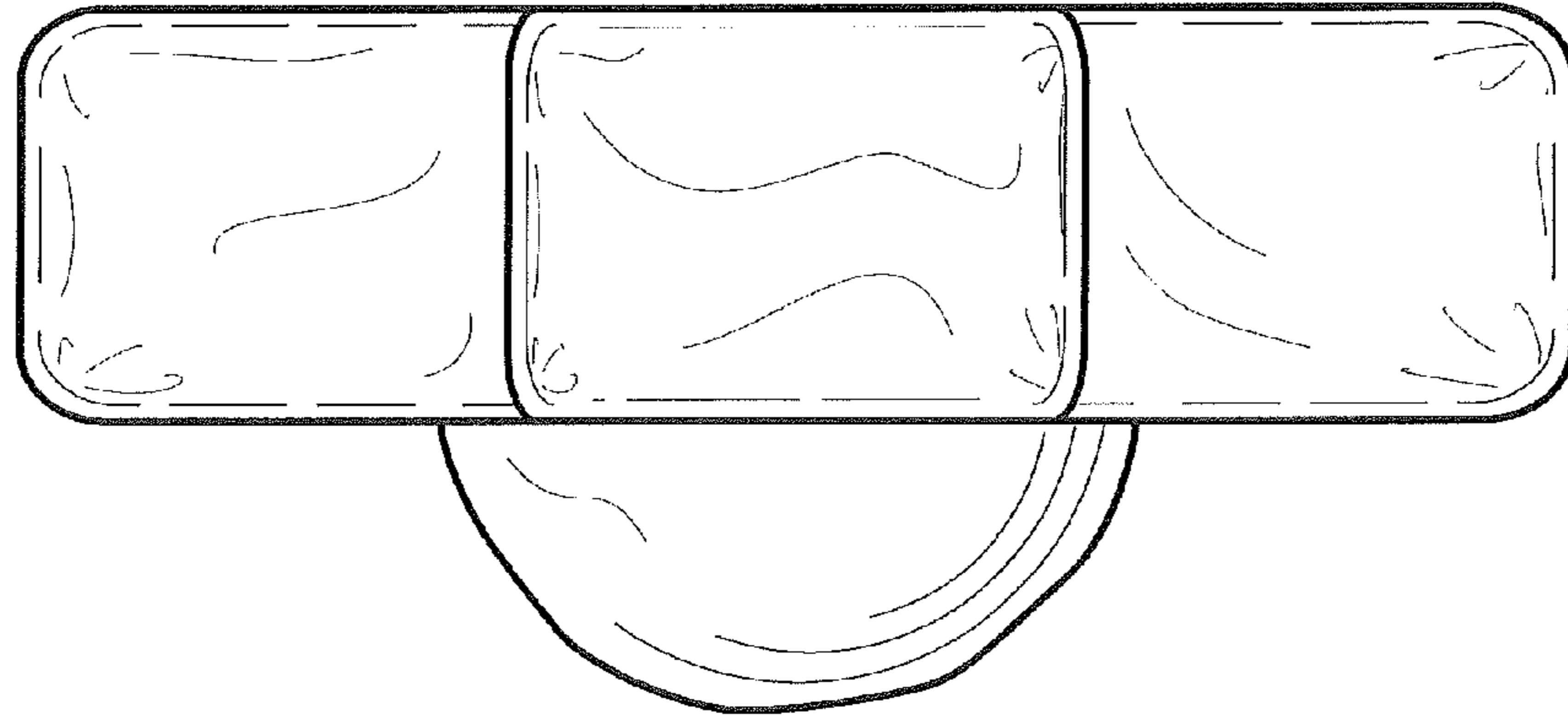


Fig. 7




Fig. 8