

US00D678440S

(12) **United States Design Patent**
Williams

(10) **Patent No.:** **US D678,440 S**
(45) **Date of Patent:** **** Mar. 19, 2013**

- (54) **RACQUET**
- (75) Inventor: **Kevin Williams**, Brooklyn, NY (US)
- (73) Assignee: **OgoSport LLC**, Brooklyn, NY (US)
- (**) Term: **14 Years**
- (21) Appl. No.: **29/417,177**
- (22) Filed: **Mar. 30, 2012**
- (51) **LOC (9) Cl.** **21-02**
- (52) **U.S. Cl.** **D21/731**
- (58) **Field of Classification Search** D21/722,
D21/731, 732; 473/524–530
See application file for complete search history.

D255,137 S * 5/1980 Bowen D21/732
 D315,586 S * 3/1991 Edelstein D21/732
 D620,061 S * 7/2010 Morrison D21/731

* cited by examiner

Primary Examiner — Mitchell Siegel
 (74) *Attorney, Agent, or Firm* — Kane Kessler, P.C.; Paul E. Szabo; Barry E. Negrin

(57) **CLAIM**
 The ornamental design for a racquet, as shown.

DESCRIPTION

FIG. 1 is a perspective view of a racquet showing my new design;
 FIG. 2 is a top plan view of the racquet of FIG. 1;
 FIG. 3 is a bottom plan view of the racquet of FIG. 1;
 FIG. 4 is a left side elevational view of the racquet of FIG. 1;
 FIG. 5 is a right side elevational view of the racquet of FIG. 1;
 FIG. 6 is a front elevational view of the racquet of FIG. 1; and,
 FIG. 7 is a back elevational view of the racquet of FIG. 1.

(56) **References Cited**

U.S. PATENT DOCUMENTS

3,239,224 A * 3/1966 Finn et al. 473/526
 3,674,268 A * 7/1972 Shellman, Sr. 473/526

1 Claim, 7 Drawing Sheets

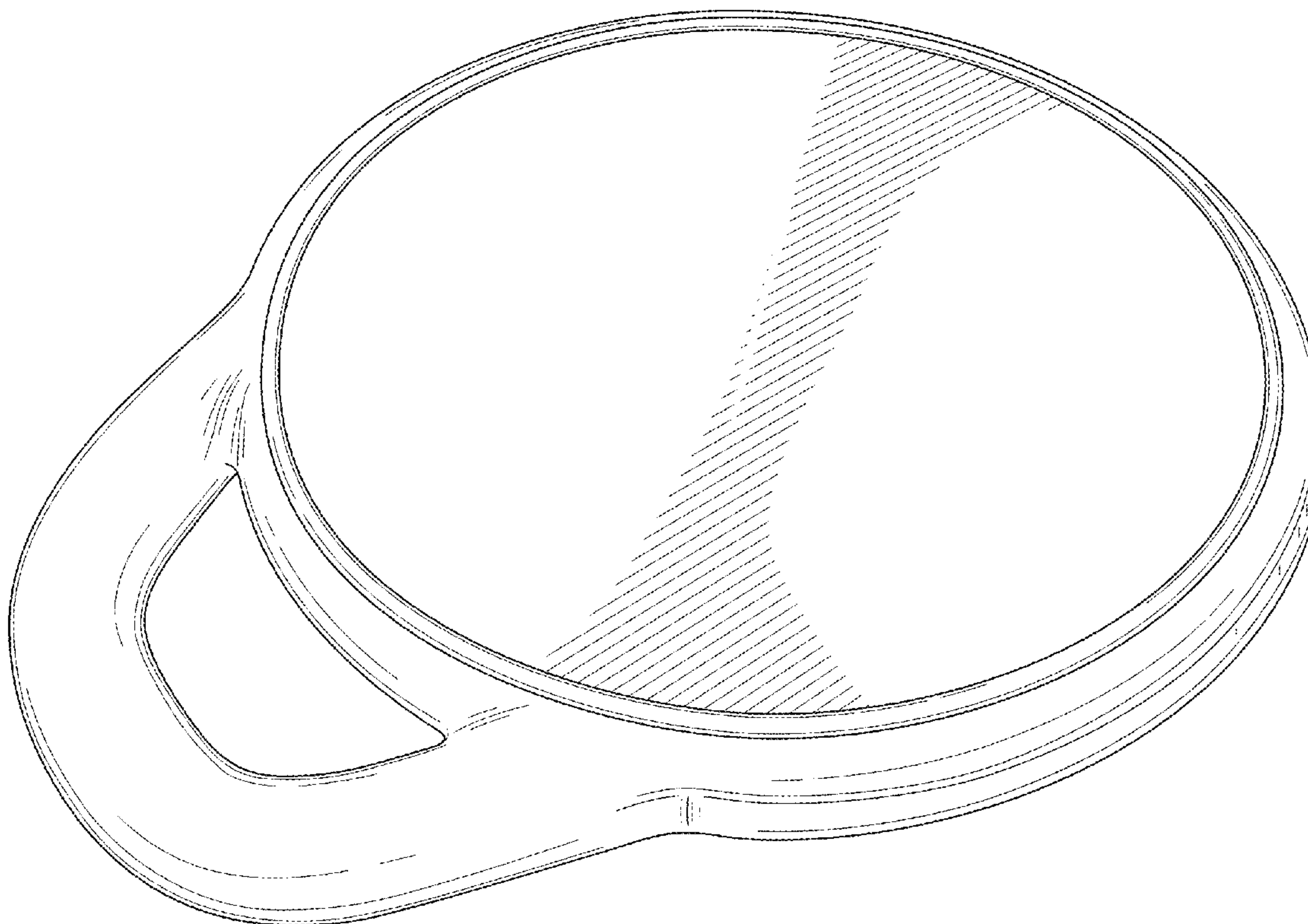




FIG. 1

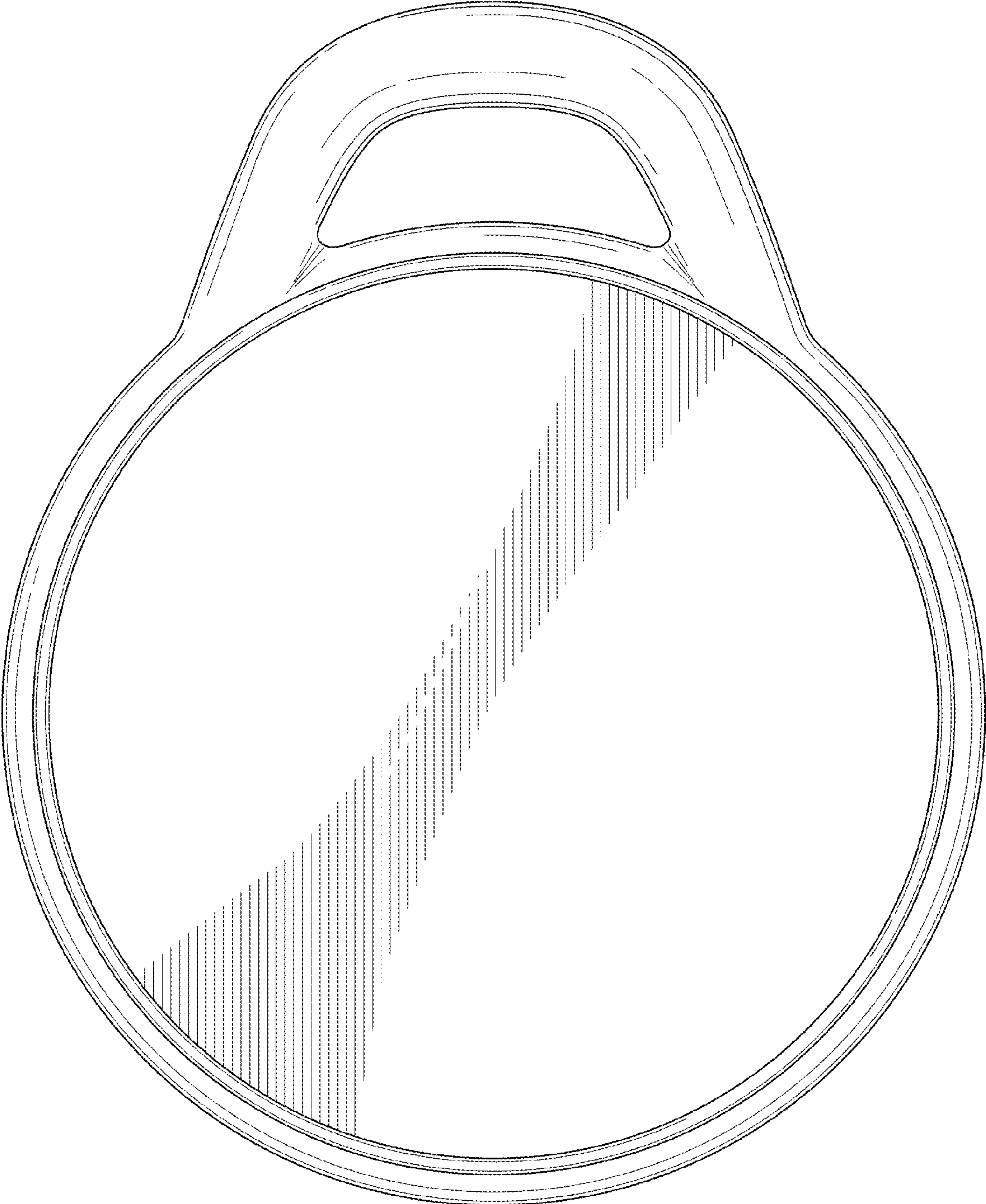


FIG. 2

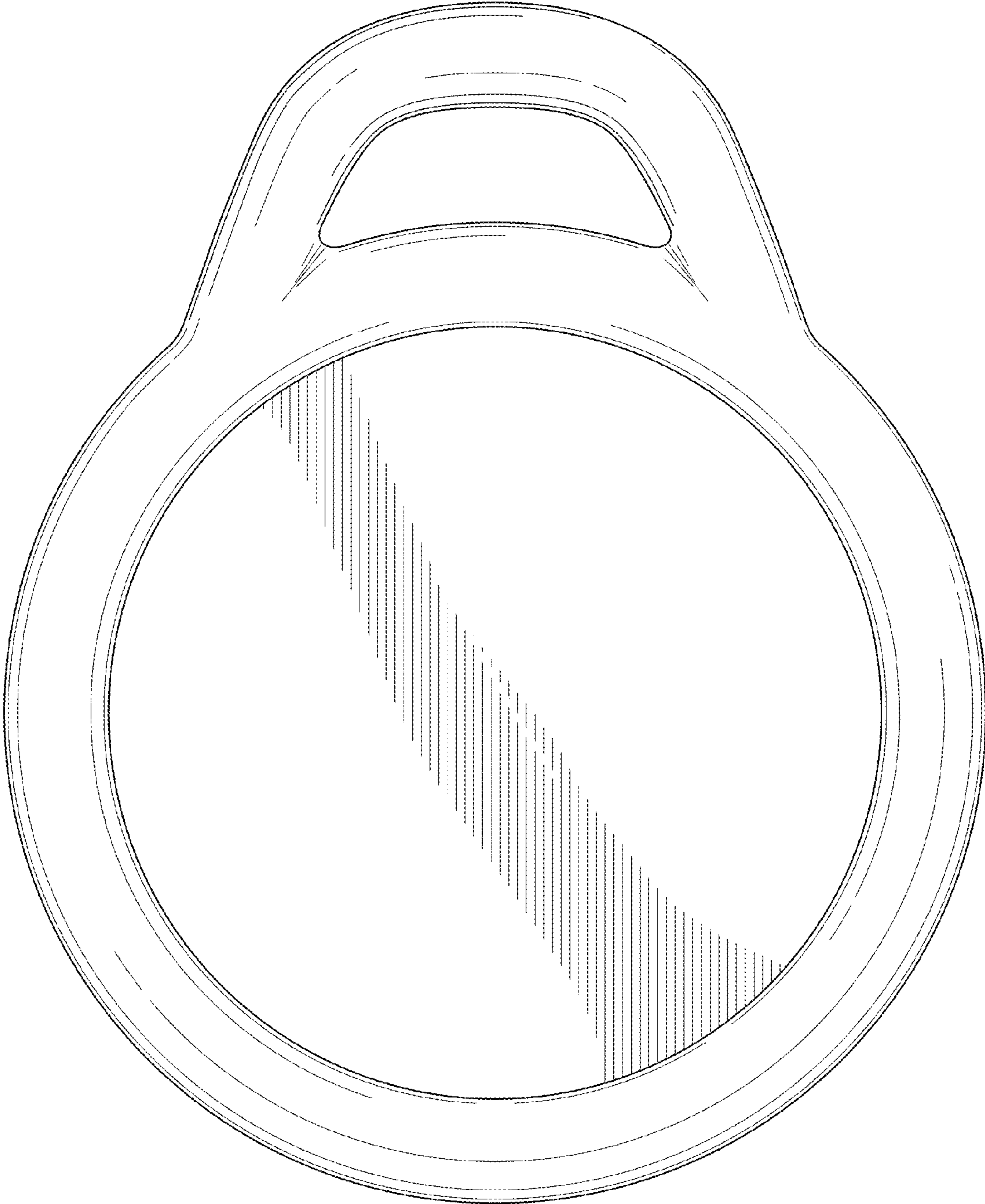


FIG. 3




FIG. 4




FIG. 5




FIG. 6




FIG. 7