



US00D678430S

(12) **United States Design Patent**
Montibert

(10) **Patent No.:** **US D678,430 S**
(45) **Date of Patent:** **** Mar. 19, 2013**

(54) **TOY**

(75) Inventor: **Bernard Montibert,**
Boulogne-Billancourt (FR)

(73) Assignee: **Dujardin, Cestas Cedex (FR)**

(**) Term: **14 Years**

(21) Appl. No.: **29/401,276**

(22) Filed: **Sep. 9, 2011**

(30) **Foreign Application Priority Data**

Mar. 9, 2011 (EM) 001832825-001

(51) **LOC (9) Cl.** **21-01**

(52) **U.S. Cl.** **D21/611**

(58) **Field of Classification Search** D6/596;
D11/158; D30/160; D21/576, 578-585,
D21/611-613, 658; 446/72, 97-98, 268-269,
446/369, 377

See application file for complete search history.

(56) **References Cited**

U.S. PATENT DOCUMENTS

D420,406 S *	2/2000	Stephensen	D21/611
6,193,577 B1 *	2/2001	Kaplan	446/72
D467,688 S *	12/2002	Yamazaki	D30/160
6,705,917 B2 *	3/2004	Filo	446/379
D572,775 S *	7/2008	Gibson	D21/611
D575,358 S *	8/2008	Gibson	D21/611

* cited by examiner

Primary Examiner — Sandra Morris

(74) *Attorney, Agent, or Firm* — Norris McLaughlin & Marcus, P.A.

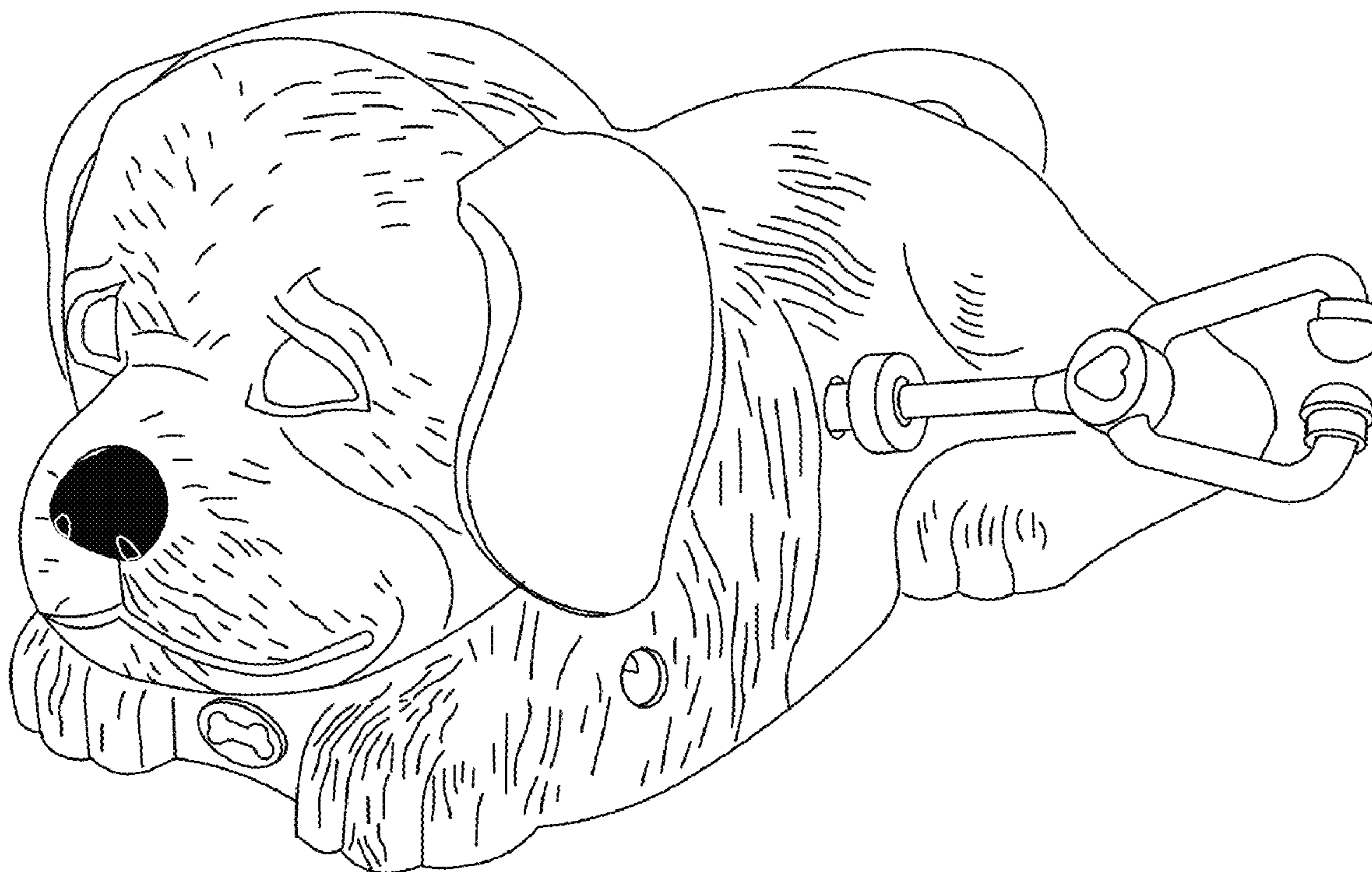
(57) **CLAIM**

The ornamental design for a toy, as shown and described.

DESCRIPTION

FIG. 1 is a side perspective view;
FIG. 2 is a front, elevated view;
FIG. 3 is a front, elevated view showing the eyes closed;
FIG. 4 is an alternate side, perspective view showing the eyes closed; and,
FIGS. 5-9 are perspective views of various tools to be used with the dog toy of FIGS. 1-3.

1 Claim, 4 Drawing Sheets






FIG. 1




FIG. 2

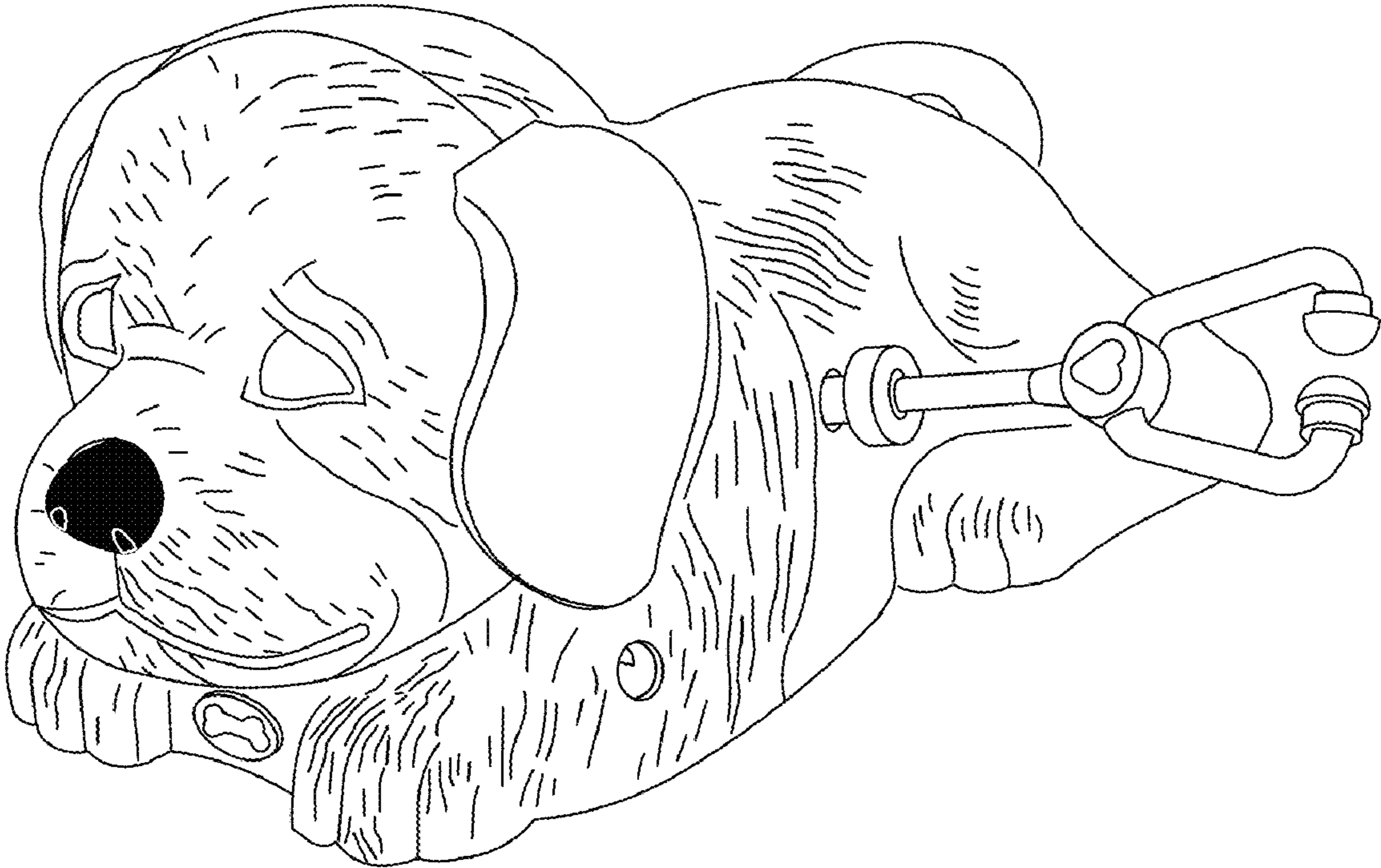


FIG. 3

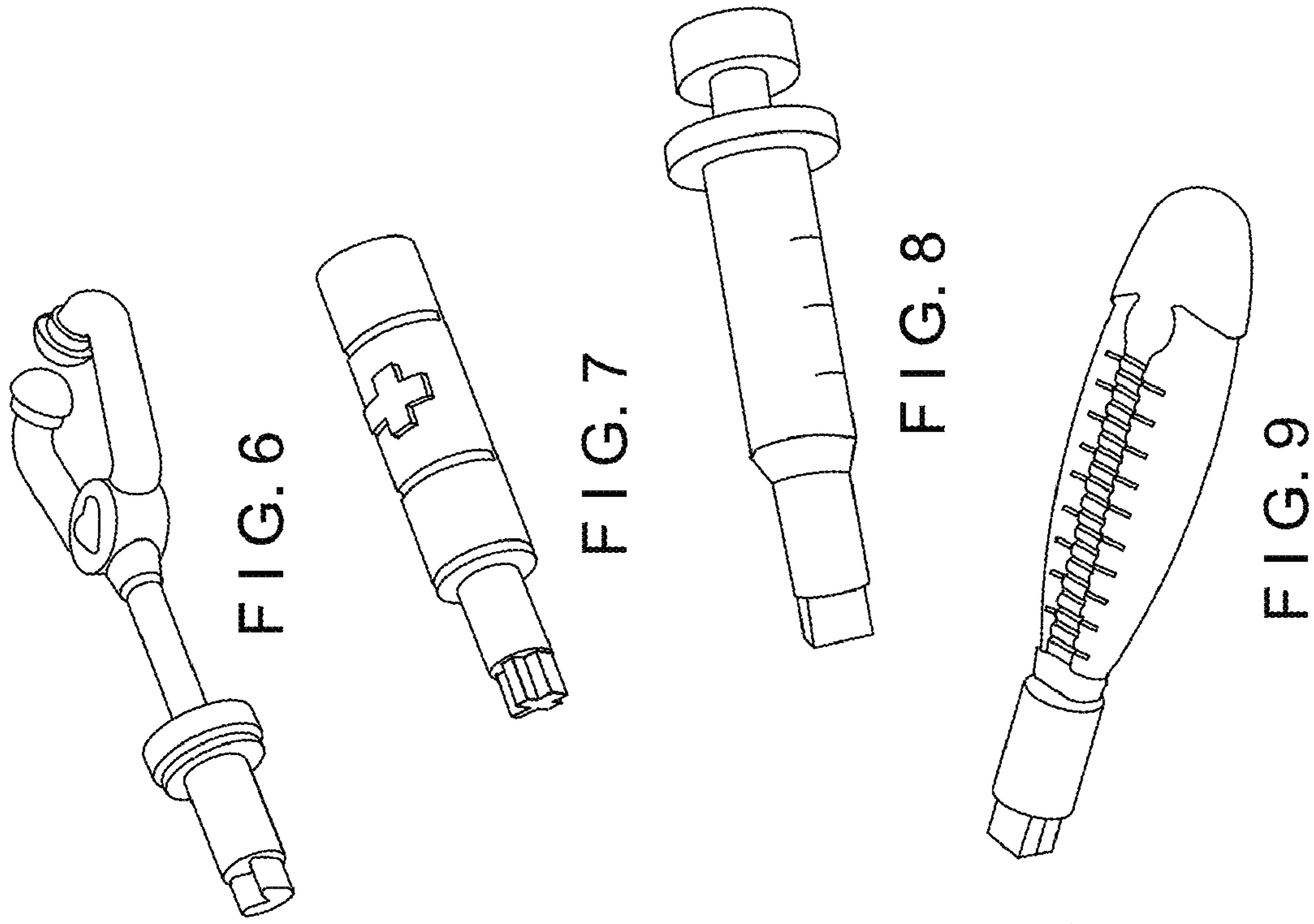


FIG. 6

FIG. 7

FIG. 8

FIG. 9

FIG. 5

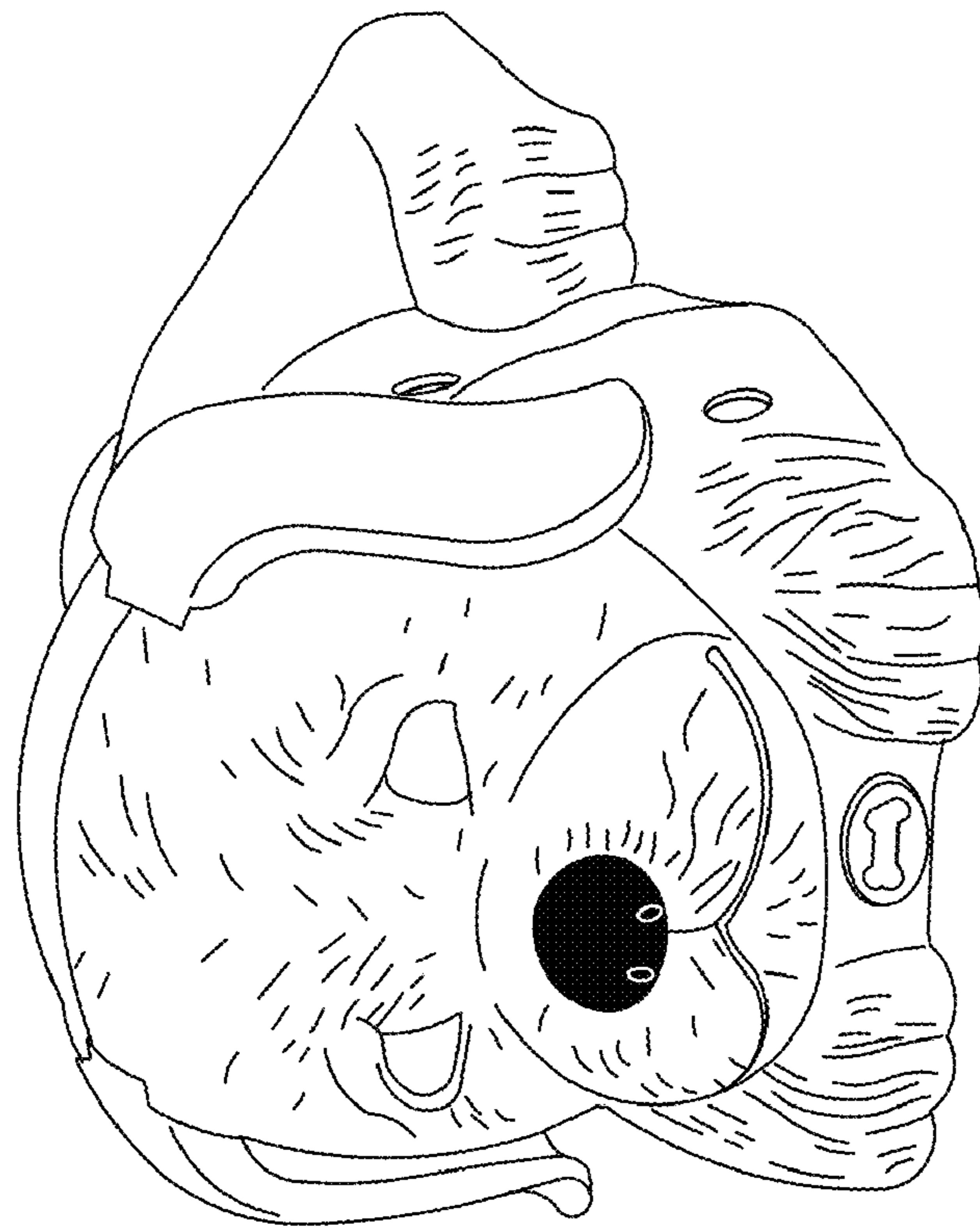


FIG. 4