



US00D678420S

(12) **United States Design Patent**  
**Keyvanloo**

(10) **Patent No.:** **US D678,420 S**  
(45) **Date of Patent:** **\*\* Mar. 19, 2013**

(54) **SIGN HOLDER**

(75) Inventor: **Aydin Keyvanloo**, Doncaster (AU)

(73) Assignees: **Aydin Keyvanlo** (AU); **Andreas Klaus Gesswein** (DE); **Liang Tung** (TW)

(\*\*) Term: **14 Years**

(21) Appl. No.: **29/410,204**

(22) Filed: **Jan. 5, 2012**

**Related U.S. Application Data**

(62) Division of application No. 29/391,175, filed on May 4, 2011.

(51) **LOC (9) Cl.** ..... **20-03**

(52) **U.S. Cl.** ..... **D20/43; D6/310**

(58) **Field of Classification Search** ..... D20/10,  
D20/18, 19, 43, 44, 99; 40/352, 591, 625,  
40/642.01, 642.02, 643, 644, 647, 649, 651-655,  
40/658, 661, 661.03, 661.06, 661.08, 748,  
40/765, 766; D6/300, 301, 310, 311; 206/466;  
273/239

See application file for complete search history.

(56) **References Cited**

**U.S. PATENT DOCUMENTS**

|              |      |         |              |         |
|--------------|------|---------|--------------|---------|
| 760,935      | A *  | 5/1904  | Strauss      | 40/748  |
| D213,755     | S *  | 4/1969  | Slavsky      | D20/18  |
| 4,041,630    | A *  | 8/1977  | Holbrook     | 40/765  |
| D267,065     | S *  | 11/1982 | Gray         | D6/301  |
| 4,365,431    | A *  | 12/1982 | Klaus et al. | 40/352  |
| D319,667     | S *  | 9/1991  | Gray         | D20/10  |
| 5,133,450    | A *  | 7/1992  | Rademacher   | 206/455 |
| D346,829     | S *  | 5/1994  | Keefe        | D20/40  |
| 7,287,751    | B2 * | 10/2007 | Webber, Jr.  | 273/239 |
| 2011/0232145 | A1 * | 9/2011  | Fleming      | 40/644  |

\* cited by examiner

*Primary Examiner* — Mary Ann Calabrese

(74) *Attorney, Agent, or Firm* — SAIDMAN DesignLaw Group

(57) **CLAIM**

The ornamental design for a sign holder, as shown and described.

**DESCRIPTION**

FIG. 1 is a front three-dimensional view of a first embodiment of a sign holder showing my new design;  
 FIG. 2 is a front elevational view of the sign holder depicted in FIG. 1;  
 FIG. 3 is a rear elevational view of the sign holder depicted in FIG. 1;  
 FIG. 4 is a plan view of the sign holder depicted in FIG. 1;  
 FIG. 5 is an underneath view of the sign holder depicted in FIG. 1;  
 FIG. 6 is a side elevational view of the sign holder depicted in FIG. 1;  
 FIG. 7 is an elevational view of the side opposite to that shown in FIG. 6;  
 FIG. 8 is a front three-dimensional view of a second embodiment thereof;  
 FIG. 9 is a front elevational view of the sign holder depicted in FIG. 8;  
 FIG. 10 is a rear elevational view of the sign holder depicted in FIG. 8;  
 FIG. 11 is a plan view of the sign holder depicted in FIG. 8;  
 FIG. 12 is an underneath view of the sign holder depicted in FIG. 8;  
 FIG. 13 is a side elevational view of the sign holder depicted in FIG. 8;  
 FIG. 14 is an elevational view of the side opposite to that shown in FIG. 13;  
 FIG. 15 is a front three-dimensional view of a third embodiment thereof;  
 FIG. 16 is a front elevational view of the sign holder depicted in FIG. 15;  
 FIG. 17 is a rear elevational view of the sign holder depicted in FIG. 15;  
 FIG. 18 is a plan view of the sign holder depicted in FIG. 15;  
 FIG. 19 is an underneath view of the sign holder depicted in FIG. 15;

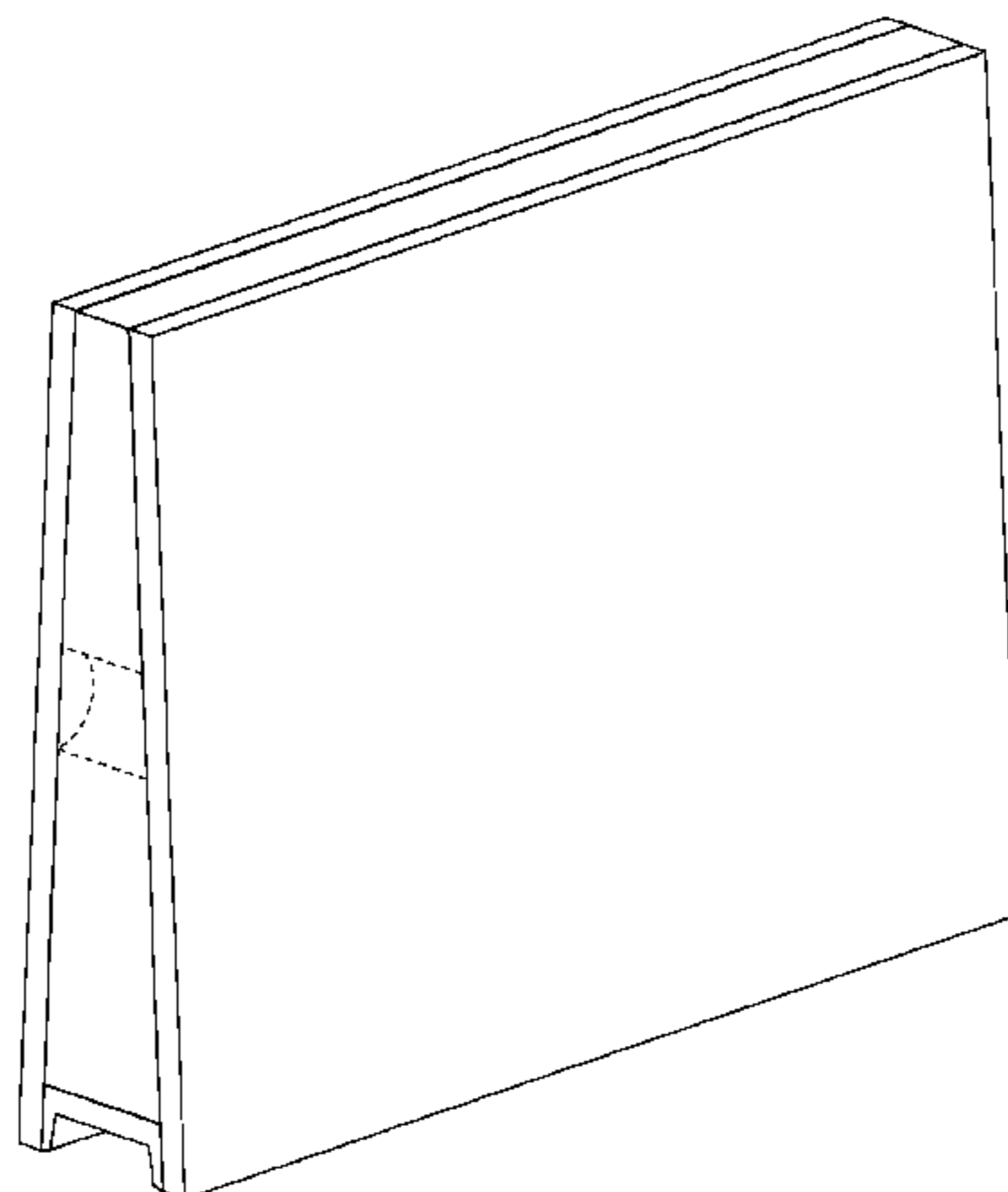


FIG. 20 is a side elevational view of the sign holder depicted in FIG. 15;

FIG. 21 is an elevational view of the side opposite to that shown in FIG. 20;

FIG. 22 is a front three-dimensional view of a fourth embodiment thereof;

FIG. 23 is a front elevational view of the sign holder depicted in FIG. 22;

FIG. 24 is a rear elevational view of the sign holder depicted in FIG. 22;

FIG. 25 is a plan view of the sign holder depicted in FIG. 22;

FIG. 26 is an underneath view of the sign holder depicted in FIG. 22;

FIG. 27 is a side elevational view of the sign holder depicted in FIG. 22;

FIG. 28 is an elevational view of the side opposite to that shown in FIG. 27;

FIG. 29 is a front three-dimensional view of a fifth embodiment thereof;

FIG. 30 is a front elevational view of the sign holder depicted in FIG. 29;

FIG. 31 is a rear elevational view of the sign holder depicted in FIG. 29;

FIG. 32 is a plan view of the sign holder depicted in FIG. 29; FIG. 33 is an underneath view of the sign holder depicted in FIG. 29;

FIG. 34 is a side elevational view of the sign holder depicted in FIG. 29;

FIG. 35 is an elevational view of the side opposite to that shown in FIG. 34;

FIG. 36 is a front three-dimensional view of a sixth embodiment thereof;

FIG. 37 is a front elevational view of the sign holder depicted in FIG. 36;

FIG. 38 is a rear elevational view of the sign holder depicted in FIG. 36;

FIG. 39 is a plan view of the sign holder depicted in FIG. 36;

FIG. 40 is an underneath view of the sign holder depicted in FIG. 36;

FIG. 41 is a side elevational view of the sign holder depicted in FIG. 36; and,

FIG. 42 is an elevational view of the side opposite to that shown in FIG. 41.

The broken lines illustrate portions of the sign holder and form no part of the claimed design.

**1 Claim, 42 Drawing Sheets**

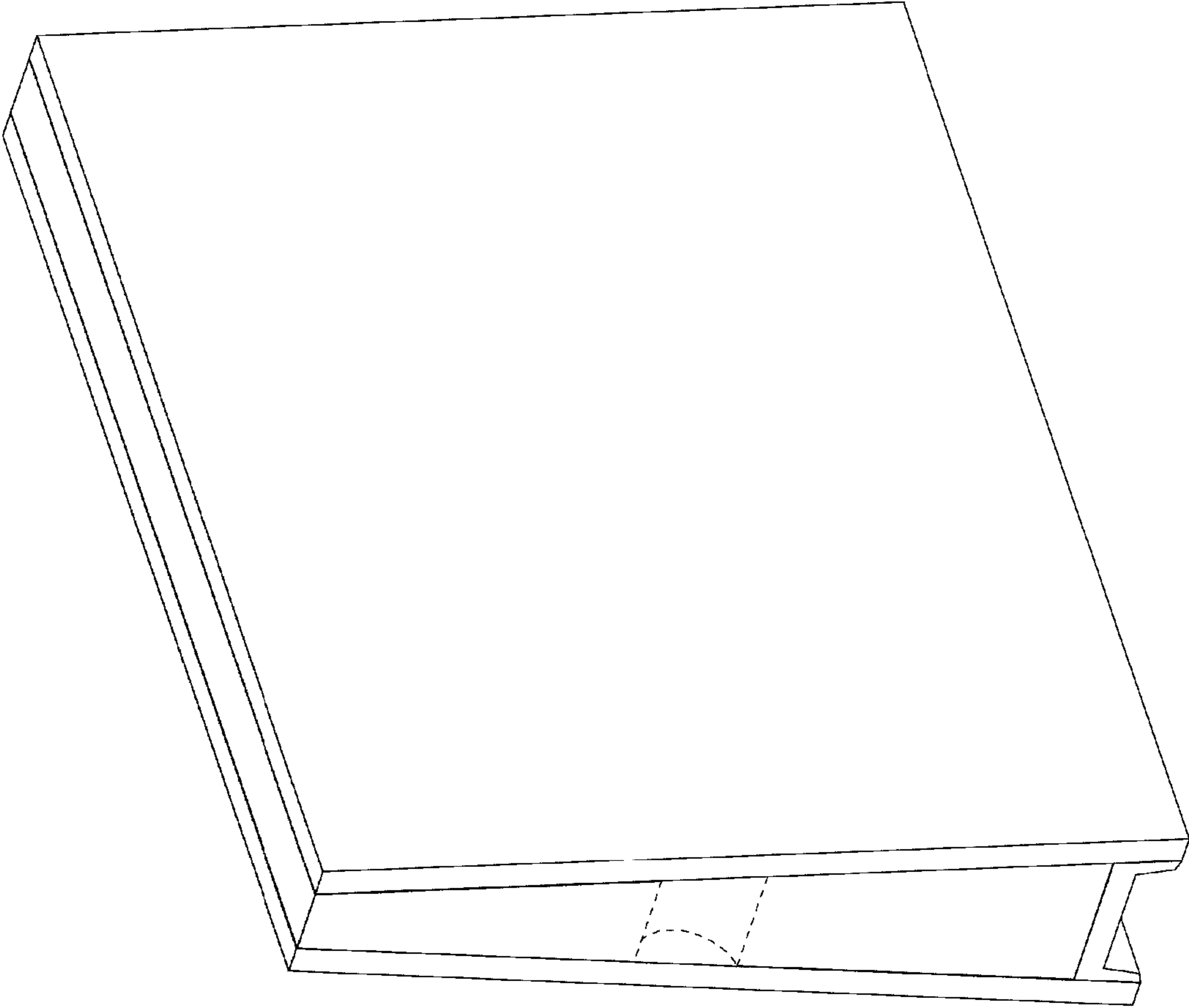


FIG. 1





FIG. 2



**FIG. 3**




FIG. 4




FIG. 5

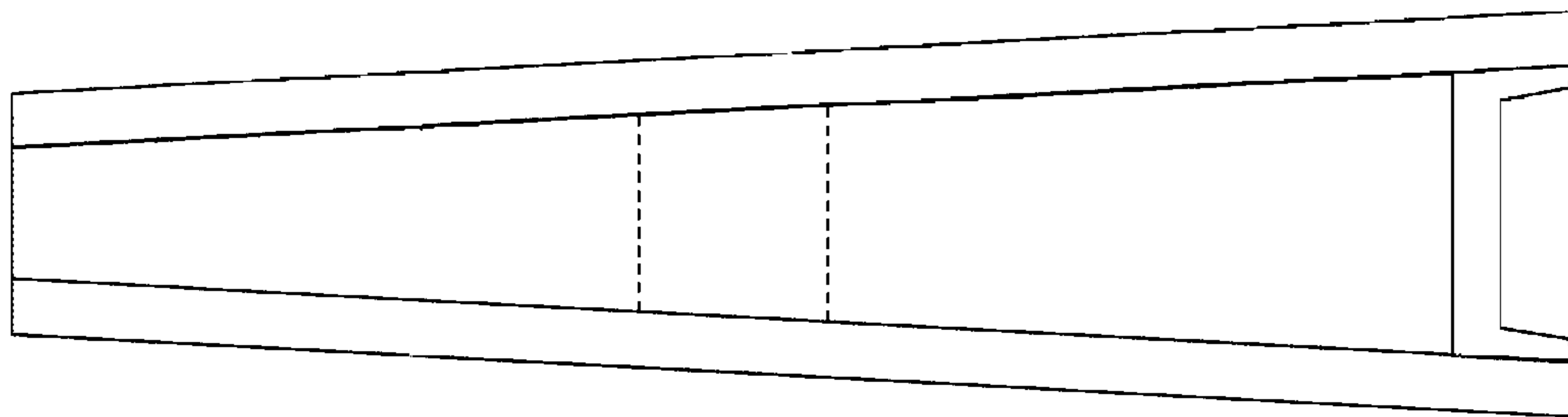


FIG. 6



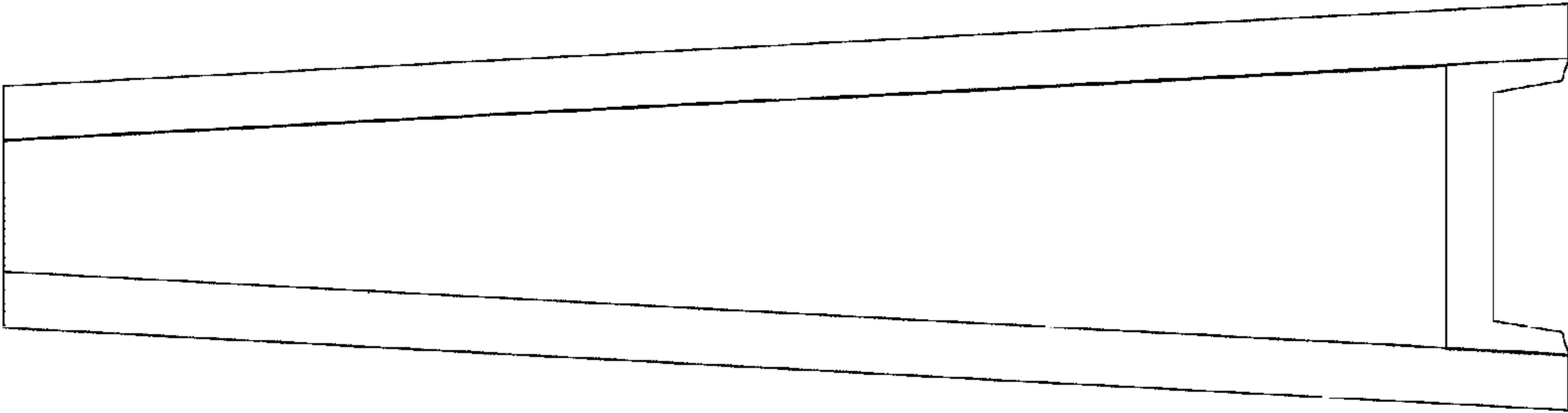


FIG. 7

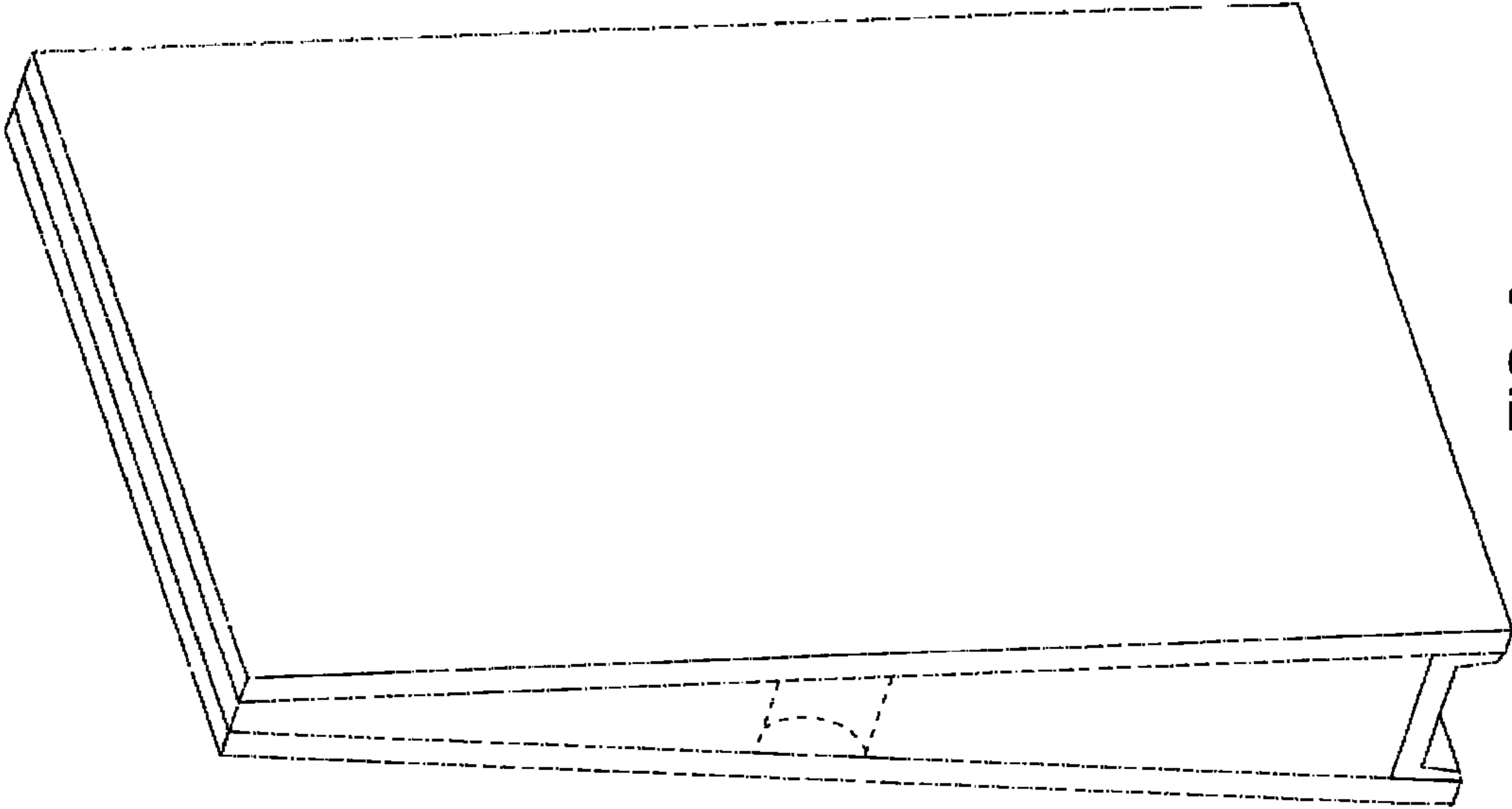




FIG. 8



**FIG. 9**



**FIG. 10**




FIG. 11




FIG. 12

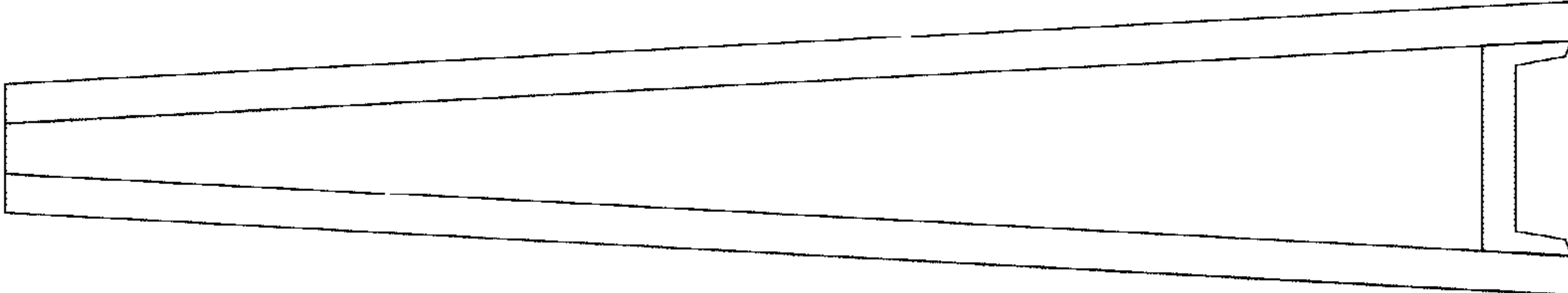


FIG. 13

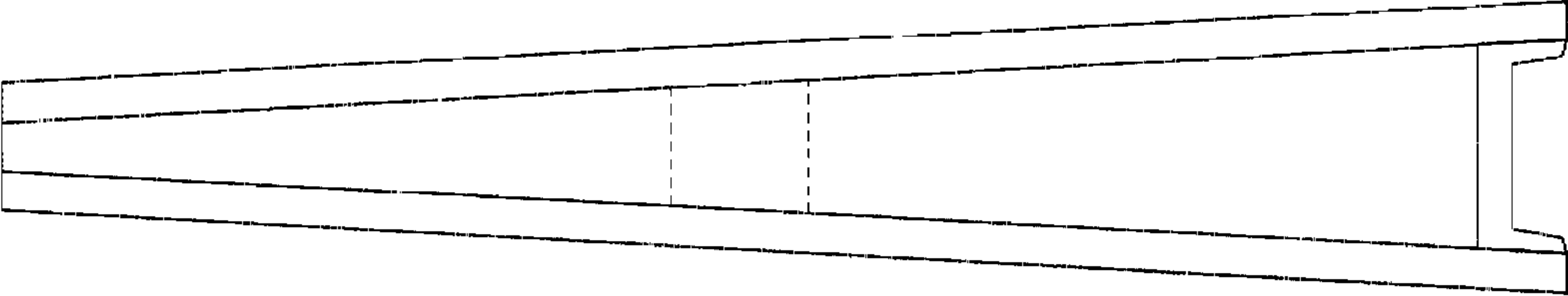
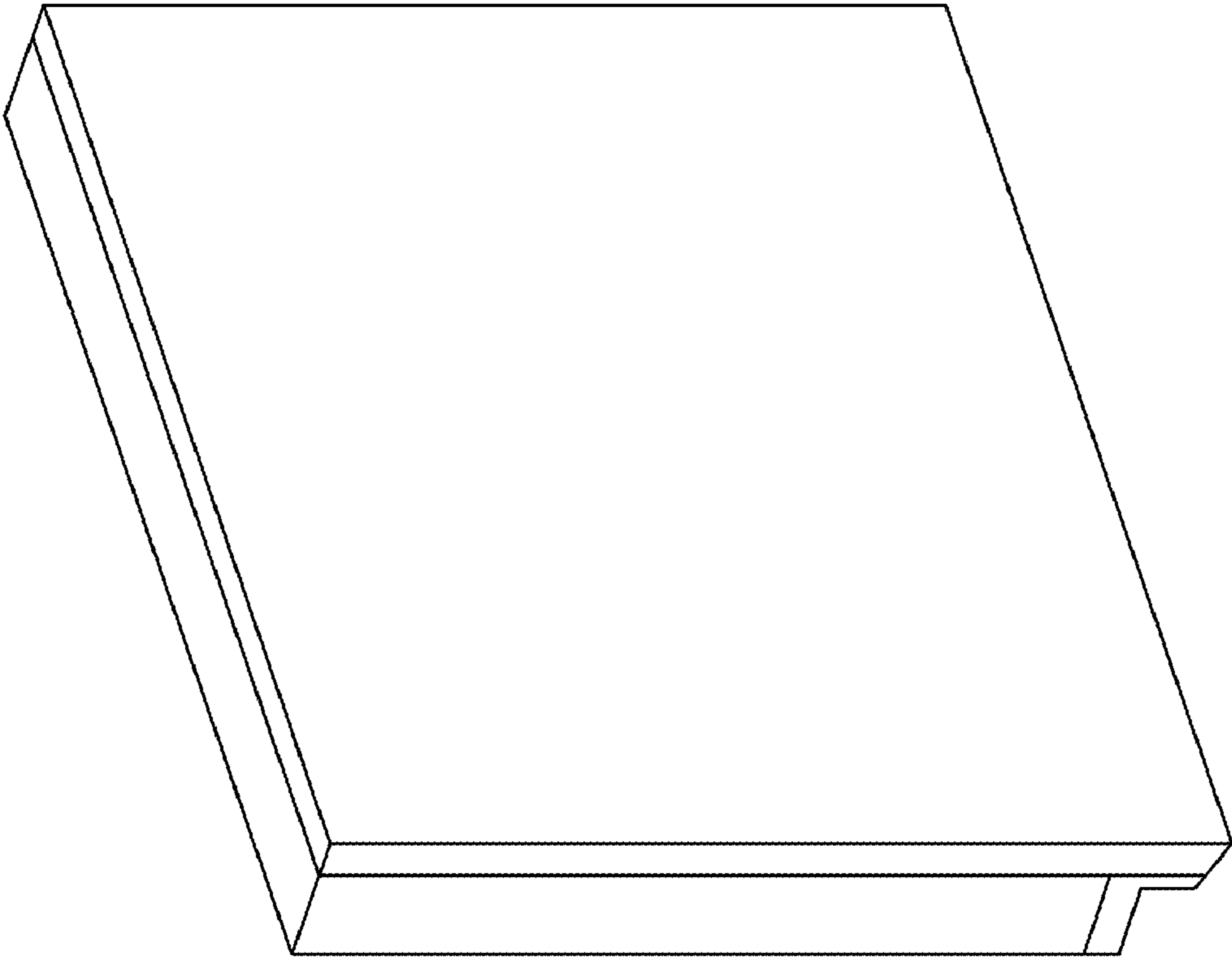


FIG. 14





*Fig. 15*



**FIG. 16**




FIG. 17




FIG. 18

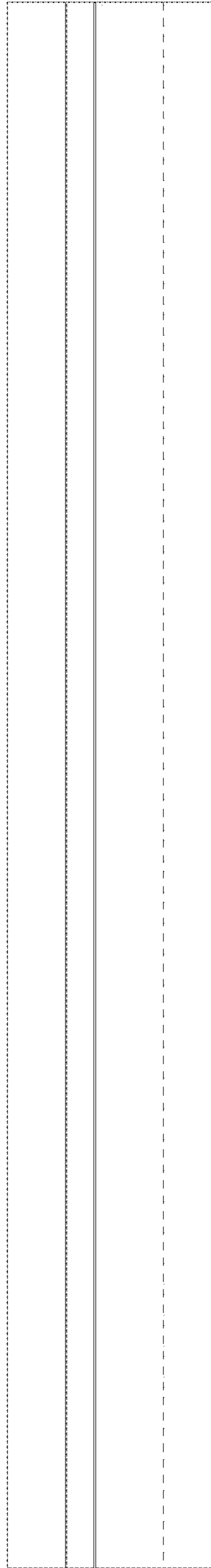
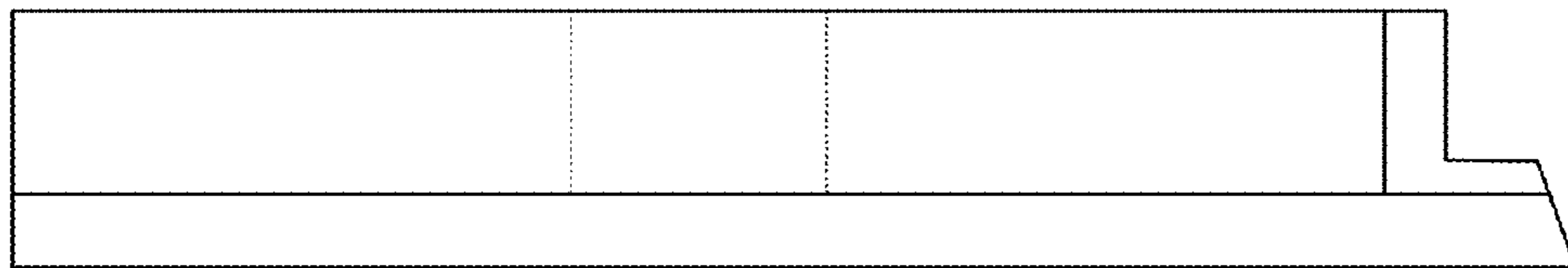



FIG. 19



*Fig. 20*



*Fig. 21*

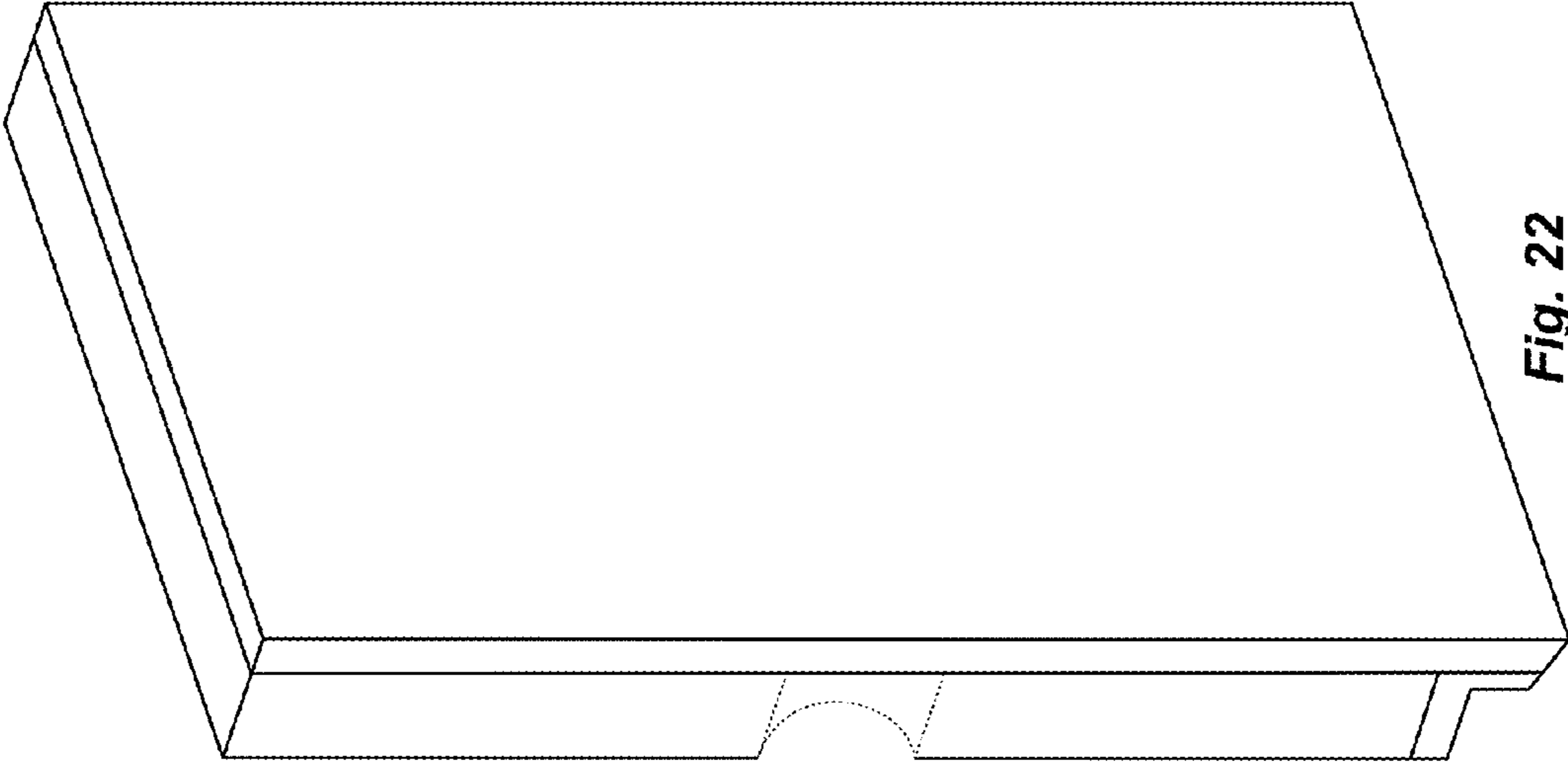



Fig. 22





**FIG. 23**




FIG. 24


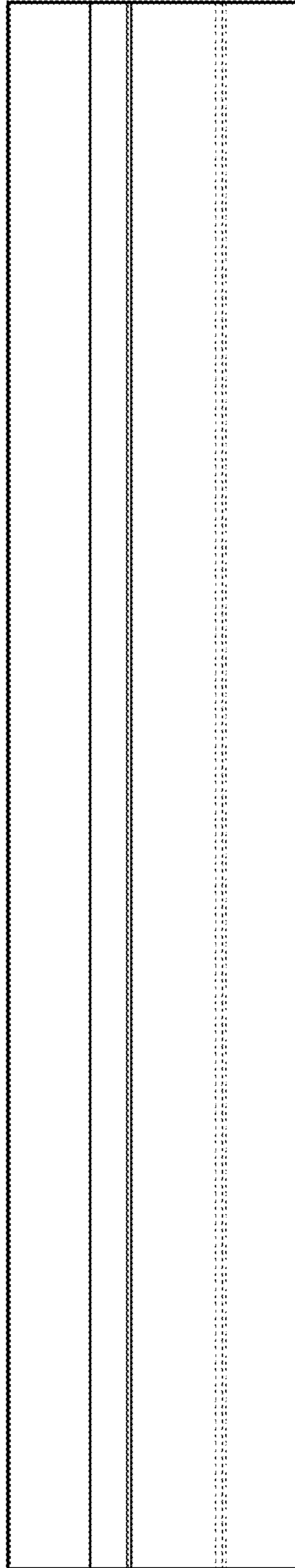
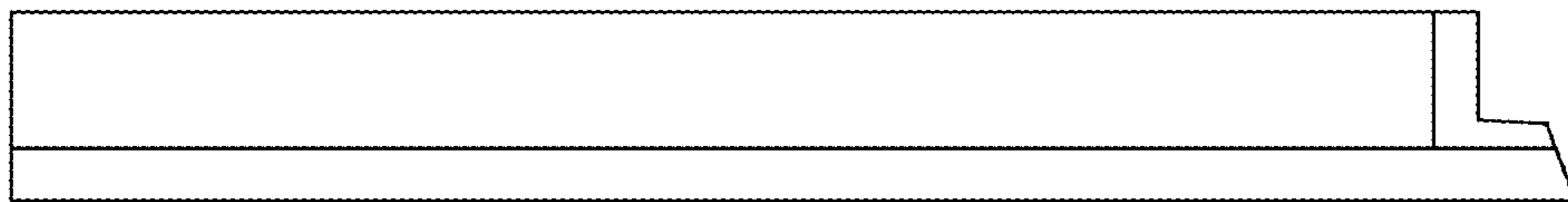


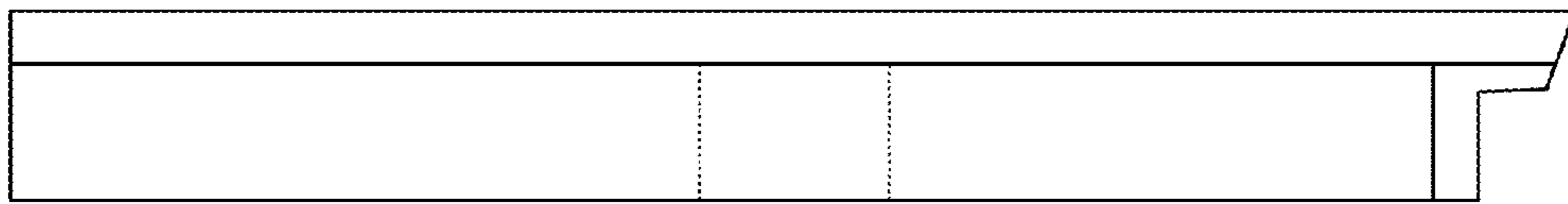
FIG. 25



*Fig. 26*



**Fig. 27**



**Fig. 28**

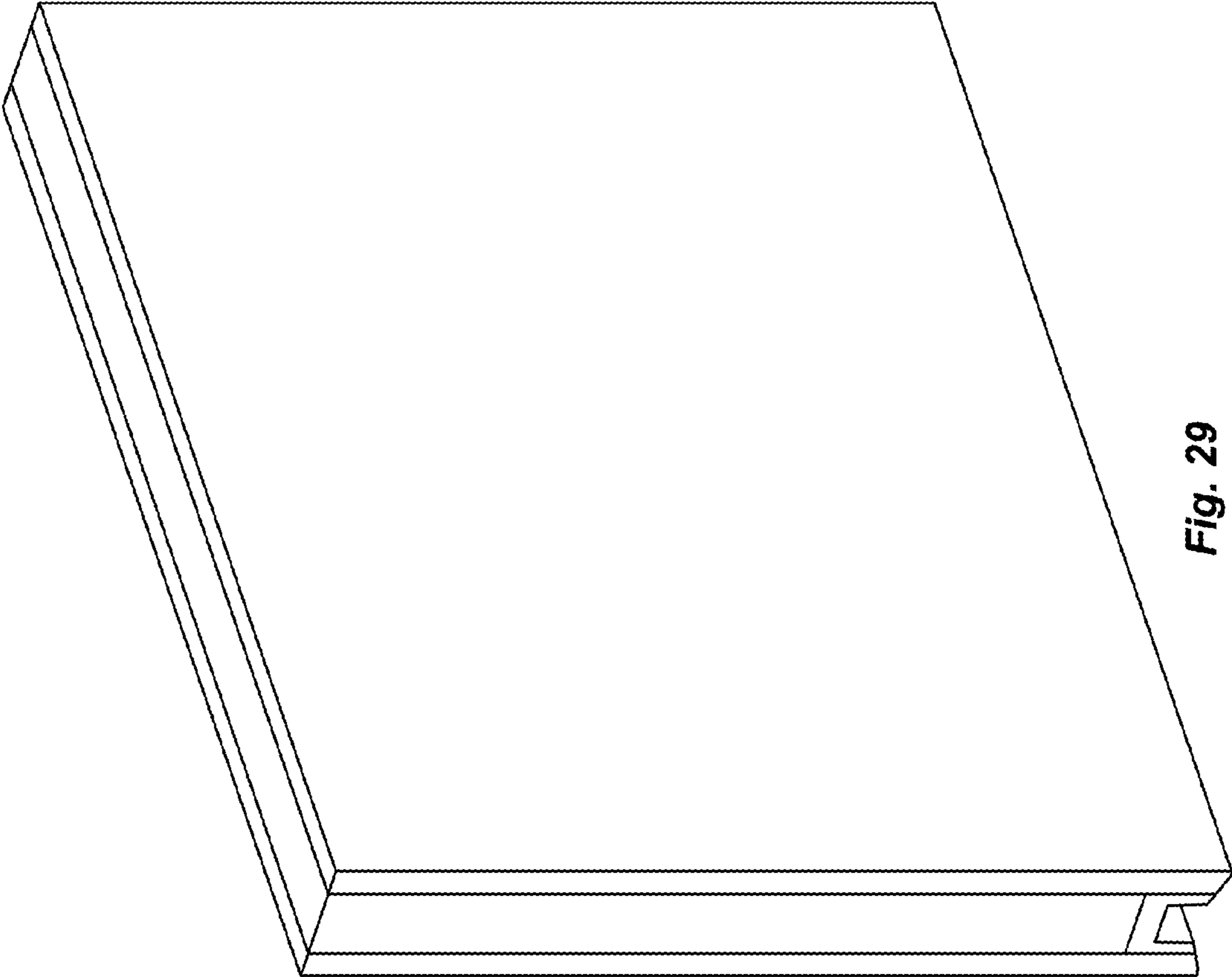



Fig. 29



**FIG. 30**





**FIG. 31**




FIG. 32


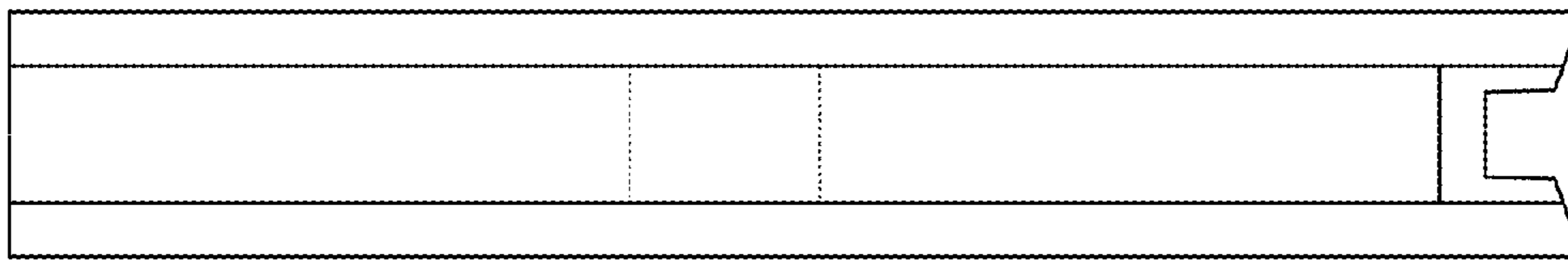
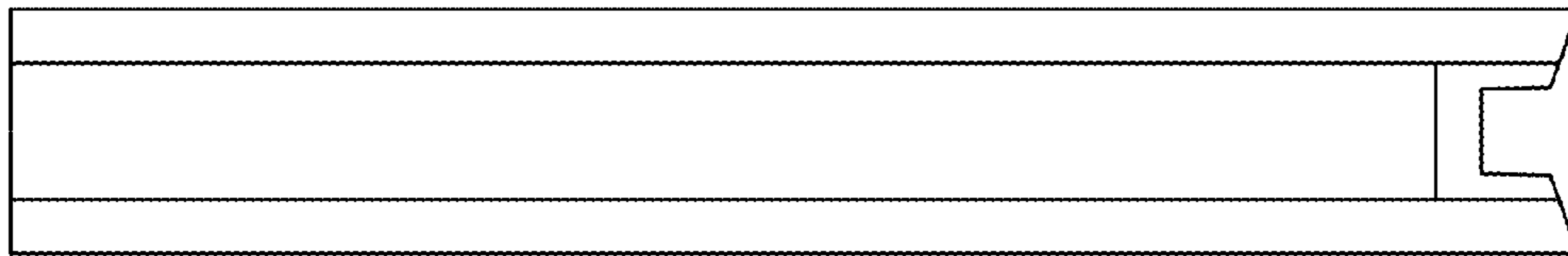


FIG. 33



*Fig. 34*



**Fig. 35**






Fig. 36



**FIG. 37**



**FIG. 38**



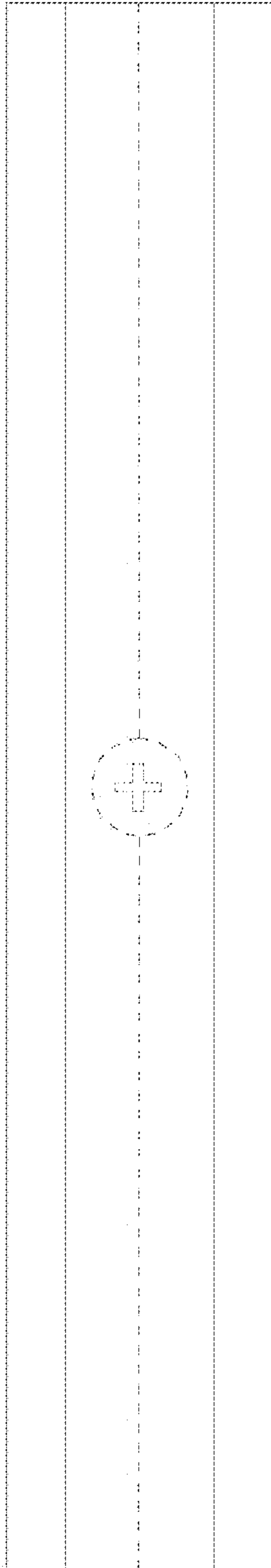


FIG. 39

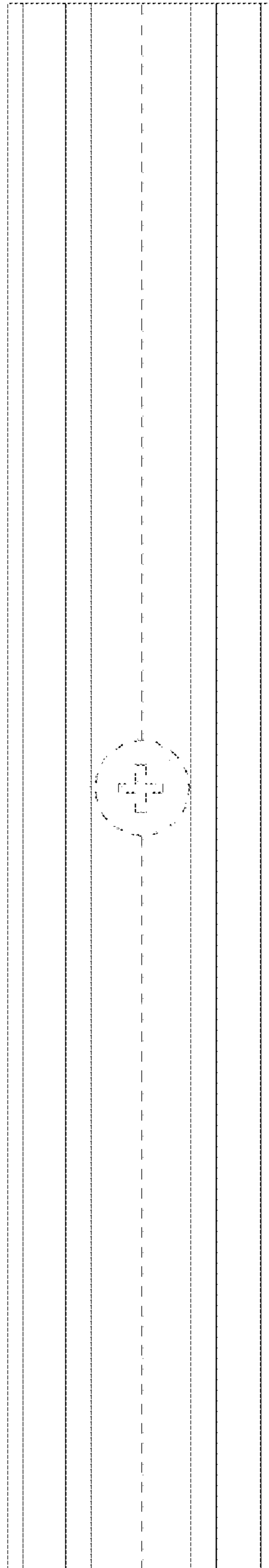

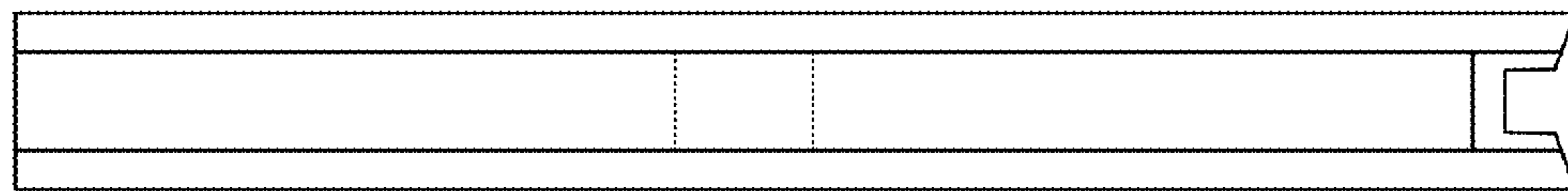


FIG. 40



*Fig. 41*



*Fig. 42*