



US00D678412S

(12) **United States Design Patent**
Packard et al.

(10) **Patent No.:** **US D678,412 S**
(45) **Date of Patent:** **** Mar. 19, 2013**

(54) **TAPE DISPENSER**

D563,724 S * 3/2008 Bodum D7/524
D568,548 S * 5/2008 Nylen D30/125
D634,581 S * 3/2011 Burroughs et al. D7/507

(75) Inventors: **Joy A. Packard**, Hudson, WI (US);
Shaelyn D. Crutchley, St. Paul, MN
(US); **Martin E. Broen**, Milan (IT);
Johannes Bayer, Balgach (CH)

* cited by examiner

(73) Assignee: **3M Innovative Properties Company**,
St. Paul, MN (US)

Primary Examiner — Austin Murphy
(74) *Attorney, Agent, or Firm* — Irina Hass

(**) Term: **14 Years**

(57) **CLAIM**
The ornamental design for a tape dispenser, as shown and described.

(21) Appl. No.: **29/431,518**

DESCRIPTION

(22) Filed: **Sep. 7, 2012**

(51) **LOC (9) Cl.** **08-02**

(52) **U.S. Cl.** **D19/69**

(58) **Field of Classification Search** D19/36,
D19/70, 69, 68; D7/522, 527; 225/77, 6,
225/56, 69, 26, 25, 19, 11; 206/411; 156/577,
156/527, 523; D30/125
See application file for complete search history.

FIG. 1 is a perspective view showing the new design for a tape dispenser;
FIG. 2 is a front view thereof, a rear view being a mirror image thereof;
FIG. 3 is a right side view thereof;
FIG. 4 is a left side view thereof;
FIG. 5 is a top view thereof;
FIG. 6 is a bottom view thereof; and,
FIG. 7 is a perspective view thereof showing the tape dispenser with a tape.


(56) **References Cited**

U.S. PATENT DOCUMENTS

D278,784 S * 5/1985 Seibel D7/527
D407,947 S * 4/1999 Barth D7/522
D517,272 S * 3/2006 DeLoach D1/106
D544,651 S * 6/2007 Nylen et al. D30/125

The broken lines in the drawings are shown for illustrative purposes only and form no part of the claimed design. In addition, the surface shading illustrated in the drawings is provided merely to highlight the contour of design; it is not intended to be illustrative of texture or gloss.

1 Claim, 7 Drawing Sheets






FIG. 1




FIG. 2

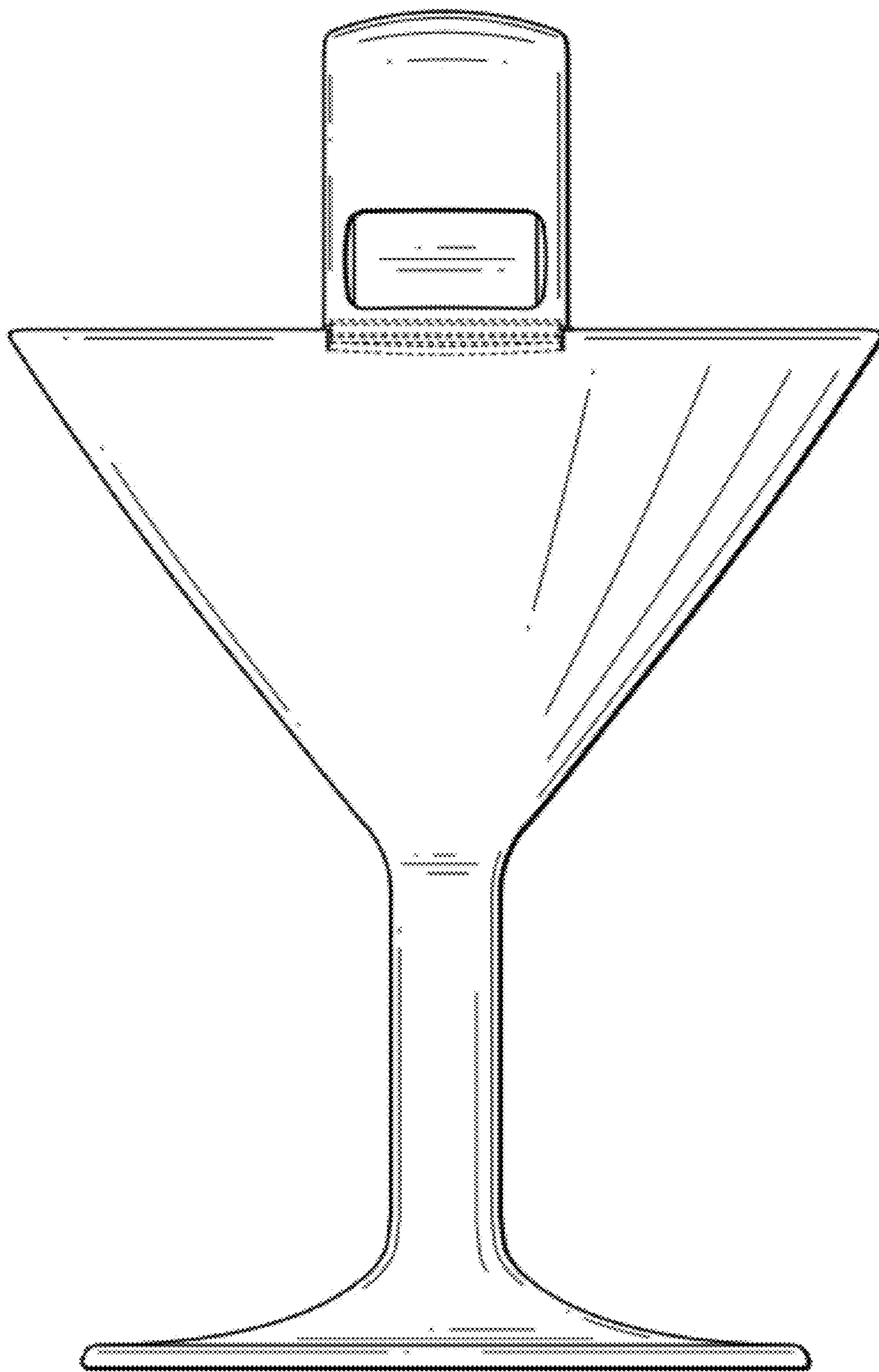


FIG. 3




FIG. 4

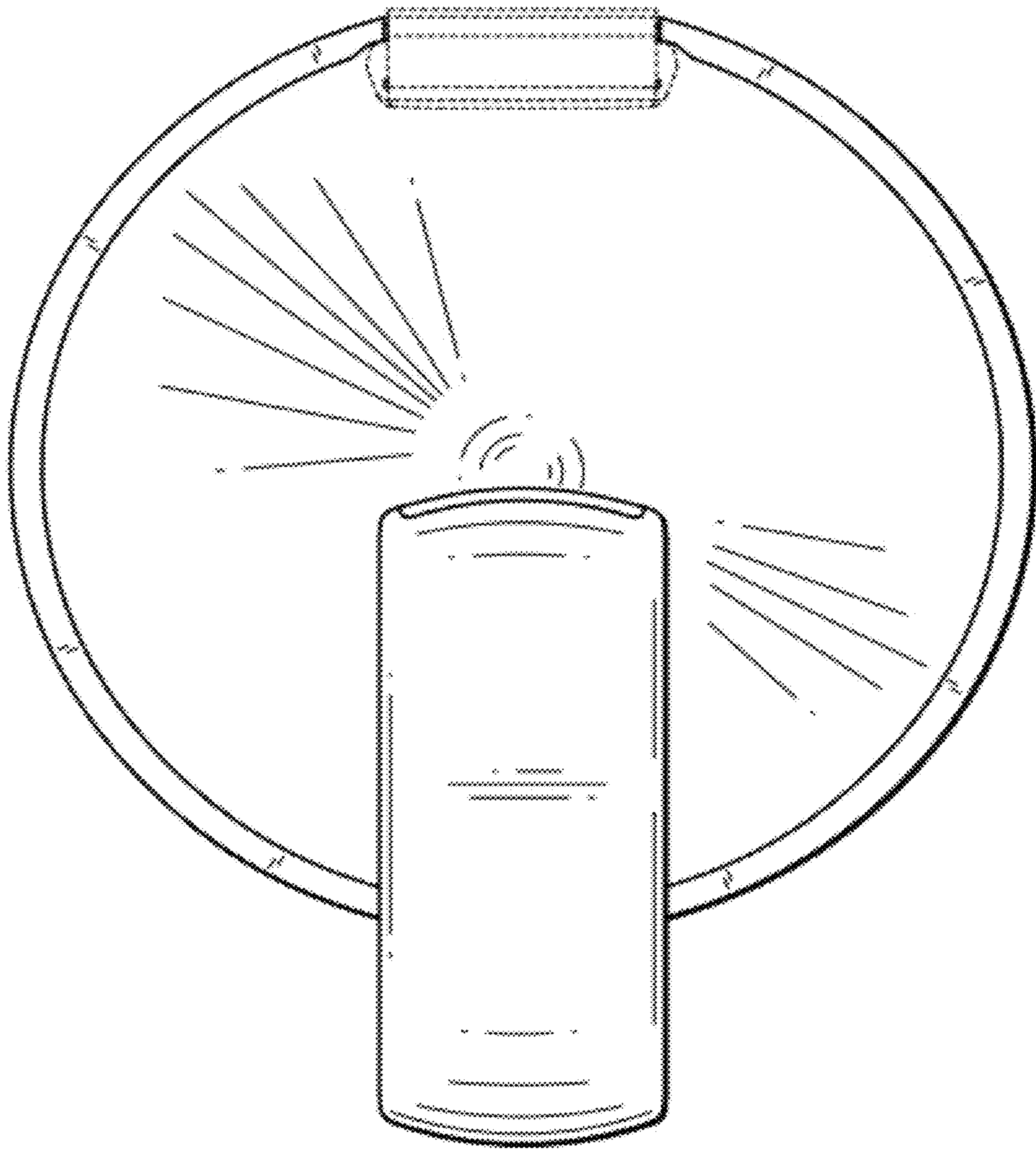


FIG. 5

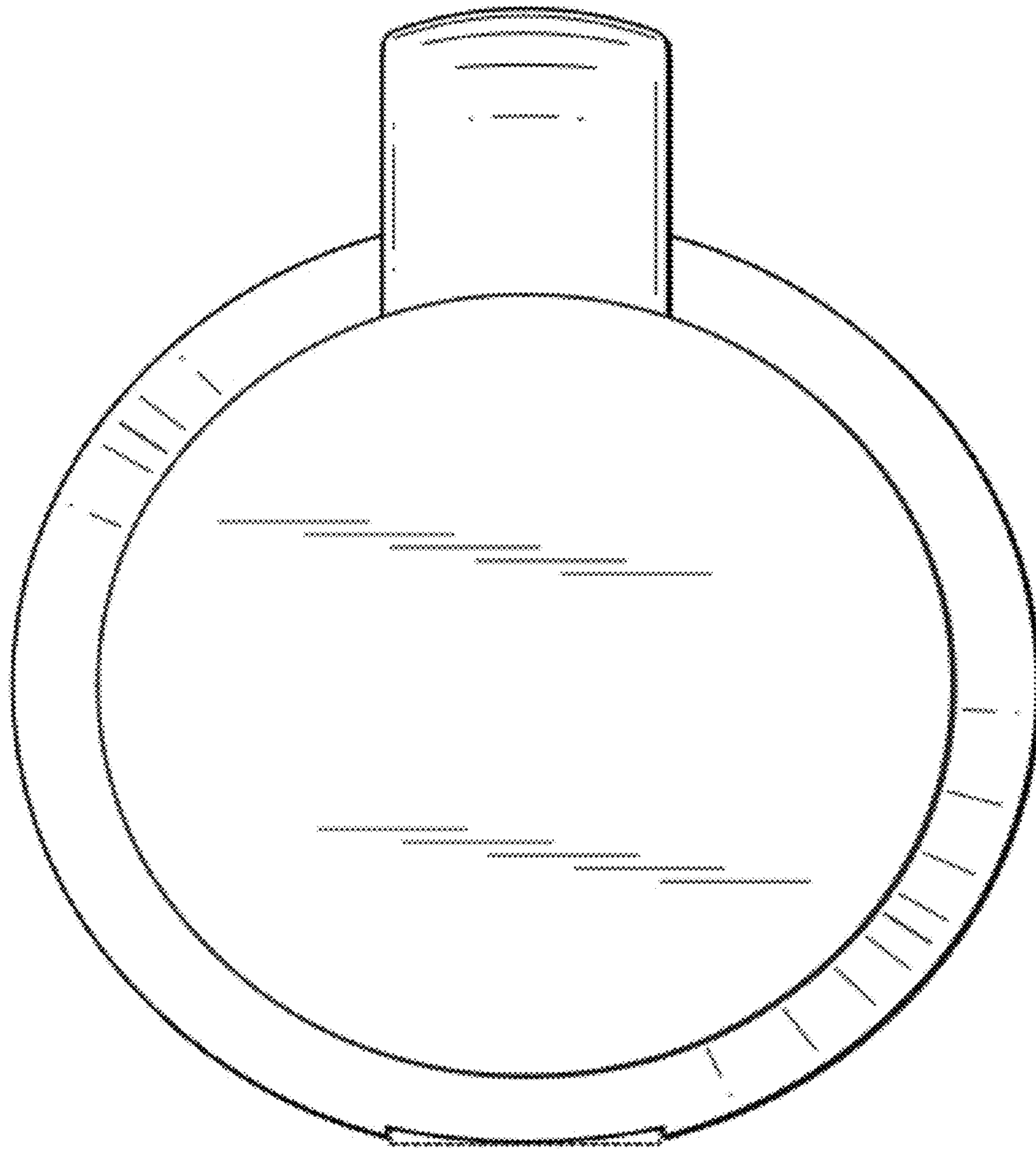


FIG. 6



FIG. 7